

**4.0A 4Quadrants TRIACs**

**Product Summary**

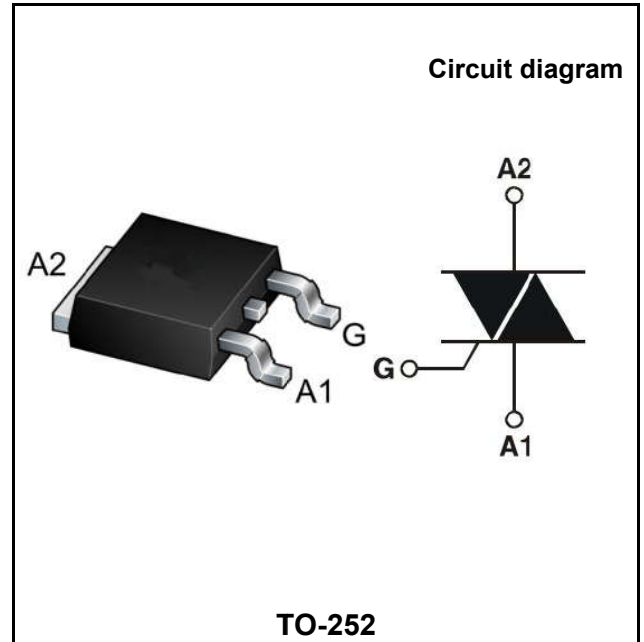
Symbol	Value	Unit
$I_{T(RMS)}$	4.0	A
$V_{DRM} V_{RRM}$	600/800	V
$V_{TM}$	1.55	V

**Features**

With high ability to withstand the shock loading of large current, With high commutation performances, 4 quadrants products especially recommended for use on inductive load.

**Application**

Washing machine, vacuums, massager, solid state relay, AC Motor speed regulation and so on.



**Order Information**

Part Number	Package	Marking	Delivery Form	Delivery Quantity
BT136D	TO-252	BT136 600E XXXX	12" T&R	2500PCS/Tape

**Absolute maximum ratings (Ta=25°C unless otherwise noted)**

Parameter	Symbol	Value	Unit
Repetitive peak off-state voltage	$V_{DRM}$	600/800	V
Repetitive peak reverse voltage	$V_{RRM}$	600/800	V
RMS on-state current	$I_{T(RMS)}$	4	A
Non repetitive surge peak on-state current (full cycle, F=50Hz)	$I_{TSM}$	25	A
$I^2t$ value for fusing (tp=10ms)	$I^2t$	3.1	A <sup>2</sup> s
Critical rate of rise of on-state current ( $I_G = 2 \times  I_{GT} $ )	$di/dt$	I - II - III	50
		IV	10
Peak gate current	$I_{GM}$	2	A
Average gate power dissipation	$P_G (AV)$	0.5	W
Junction Temperature	$T_J$	-40~+125	°C
Storage Temperature	$T_{STG}$	-40 ~+150	°C

**Electrical characteristics (TA=25°C, unless otherwise noted)**

Parameter	Symbol	Test Condition	Value		Unit	
			Min	Max		
Gate trigger current	$I_{GT}$	$V_D = 12V$ $I_T = 0.1A$ $T_j = 25^\circ C$	I - II - III	-	10	mA
			IV	-	25	
Gate trigger voltage	$V_{GT}$	I - II - III - IV	-	1.3	V	
Gate non-trigger voltage	$V_{GD}$	$V_D = V_{DRM}$ $T_j = 125^\circ C$	0.2	-	V	
Latching current	$I_L$	$V_D = 12V$ $I_{GT} = 0.1A$ $T_j = 25^\circ C$	I - III - IV	-	15	mA
			II	-	20	
Holding current	$I_H$	I - II - III - IV	-	15	mA	
Critical-rate of rise of commutation voltage	$dV_D/dt$	$V_D = 2/3 V_{DRM}$ Gate Open $T_j = 125^\circ C$	20	-	V/us	

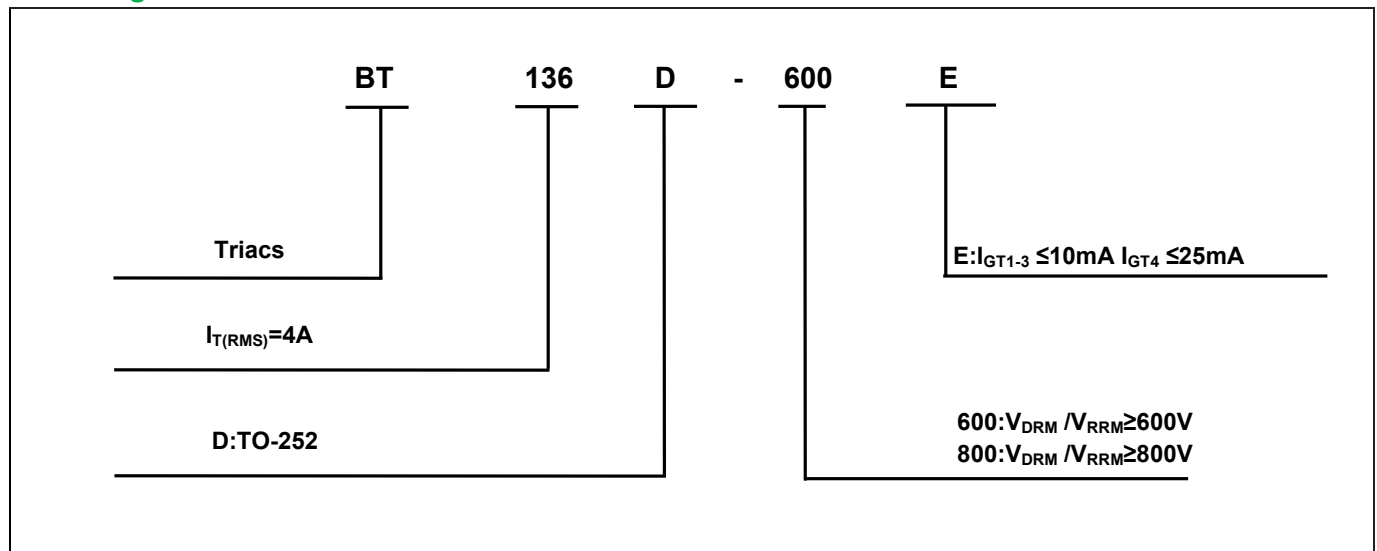
**STATIC CHARACTERISTICS**

Forward "on" voltage	$V_{TM}$	$I_{TM} = 6A$ $t_p = 380\mu s$	-	1.55	V	
Repetitive Peak Off-State Current	$I_{DRM}$	$V_D = V_{DRM}$ $V_R = V_{RRM}$	$T_j = 25^\circ C$	-	5	UA
Repetitive Peak Reverse Current	$I_{RRM}$		$T_j = 125^\circ C$	-	500	UA

**THERMAL RESISTANCES**

Thermal resistance	$R_{th(j-c)}$	Junction to case(AC)	TYP.	3	°C/W
	$R_{th(j-a)}$	Junction to ambient	TYP.	70	°C/W

**Ordering Information**



Typical Characteristics

FIG.1: Maximum power dissipation versus RMS on-state current (full cycle)

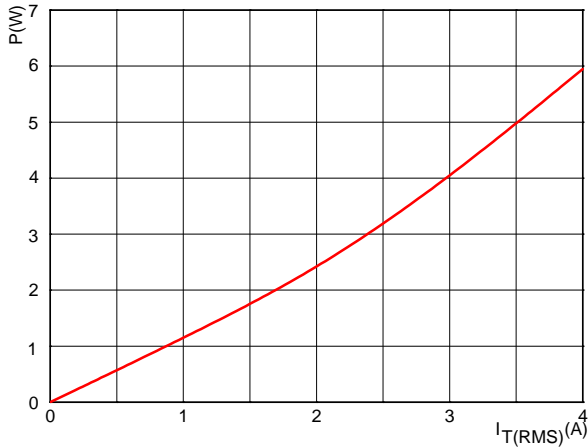


FIG.2: RMS on-state current versus case temperature (full cycle)

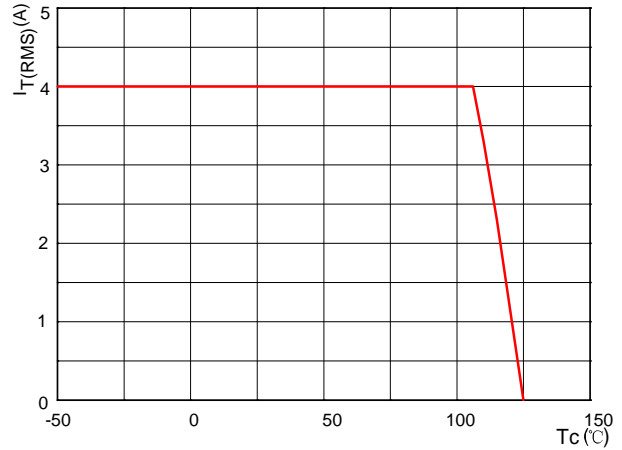


FIG.3: Surge peak on-state current versus number of cycles

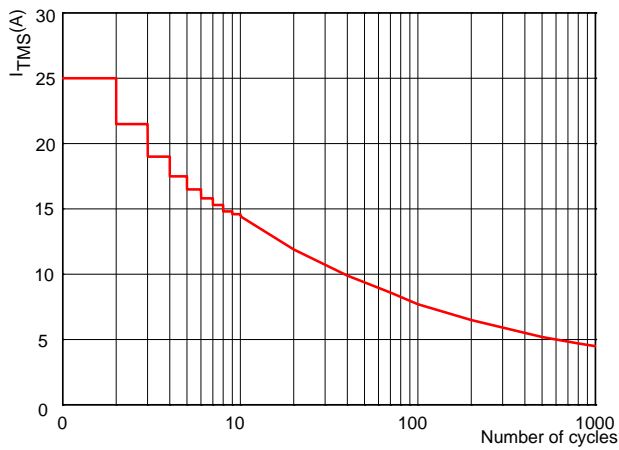


FIG.4: On-state characteristics (maximum values)

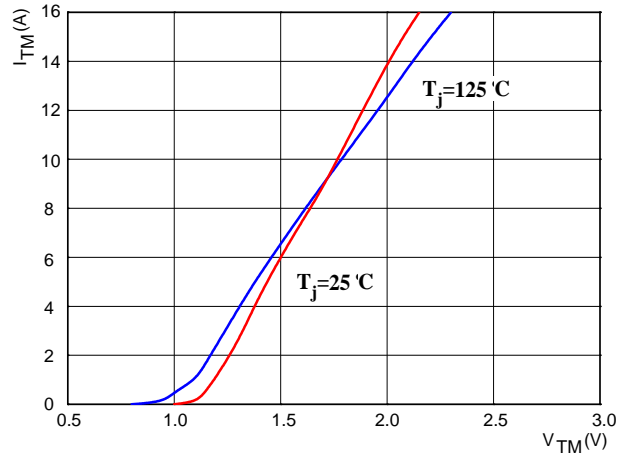


FIG.5: Non-repetitive surge peak on-state current for a sinusoidal pulse with width  $t_p < 10\text{ms}$

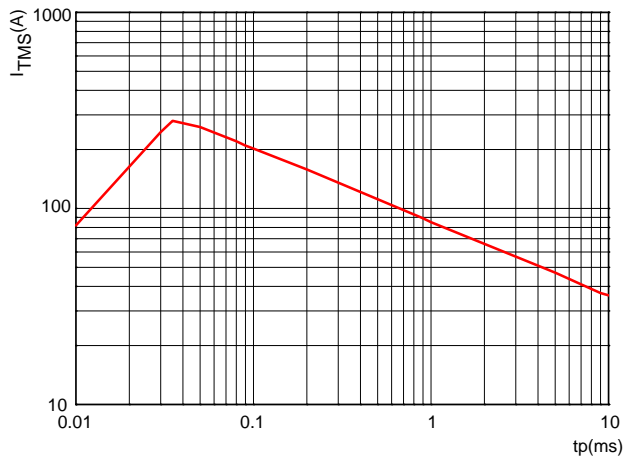
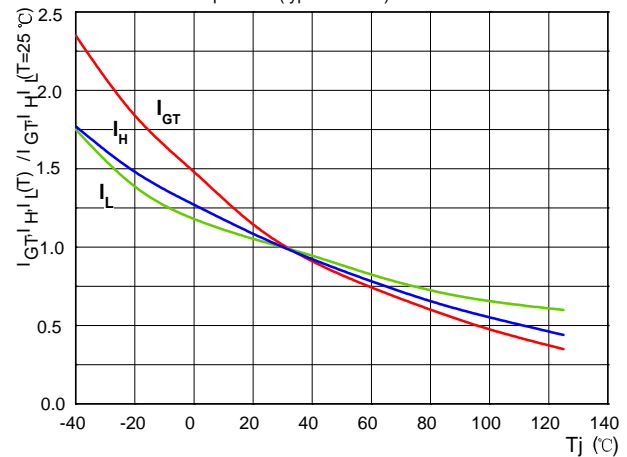
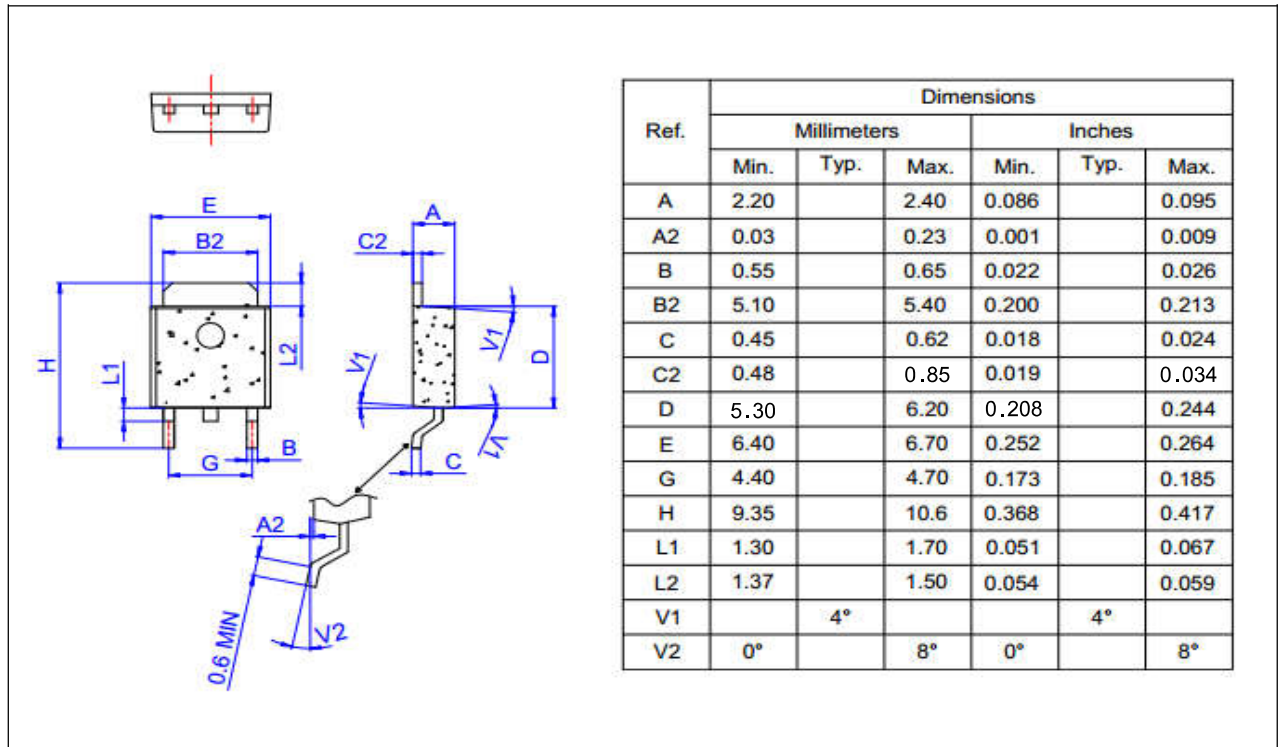


FIG.6: Relative variations of gate trigger current, holding current and latching current versus junction temperature (typical values)



Package Information

TO-252



## X-ON Electronics

Largest Supplier of Electrical and Electronic Components

*Click to view similar products for [Triacs](#) category:*

*Click to view products by [YFW Electronics](#) manufacturer:*

Other Similar products are found below :

[BT137-600-0Q](#) [OT415Q](#) [2N6075A](#) [NTE5688](#) [BTA2008W-800D,135](#) [D31410](#) [ACS102-5T1](#) [ACS102-5TA](#) [MAC97A4G](#) [Z0107MAG](#)  
[Z0107MARL1G](#) [Z0109MARLRPG](#) [MAC97A8-TA](#) [BT131W-800](#) [BT138S-800E](#) [BT137S-800E](#) [BT136S-600D](#) [BTA08-600TWRG](#)  
[X0405MF-252](#) [MAC97A8-23-3L](#) [MCR100-8-23-3L](#) [BTA24-800B](#) [BT151-600R](#) [BT131](#) [BTA41-1200B](#) [MCR16](#) [MCR100-8](#) [MCR16](#)  
[BT131-800D](#) [BT134-800E](#) [BT138-800E](#) [MCR100-8](#) [BTA12-800BWRG\(UMW\)](#) [BTA24-600BWRG\(UMW\)](#) [BTA24-800BWRG\(UMW\)](#)  
[BTA12-600BWRG\(UMW\)](#) [BTA16-600CRG\(UMW\)](#) [BTA12-600CRG\(UMW\)](#) [BS61089B-8](#) [BT134W-600E](#) [BT134-600E](#) [JR0405S3](#)  
[BCR12PM](#) [MAC97A6](#) [BTA24-800CRG\(UMW\)](#) [BTA16-600BRG\(UMW\)](#) [BTA16-800BWRG\(UMW\)](#) [Z0109-NN](#) [BTA41](#) [MCR100-8U](#)