

16A 4Quadrants TRIACs

Product Summary

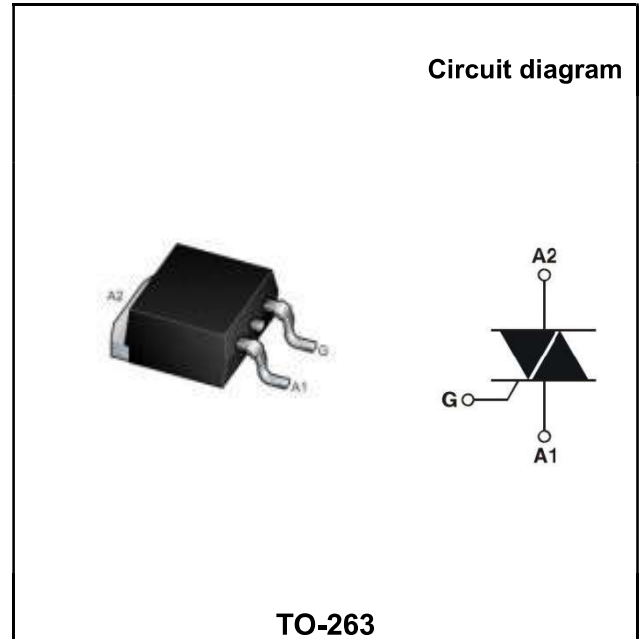
Symbol	Value	Unit
$I_{T(AV)}$	16	A
$V_{DRM} V_{RRM}$	600/800	V
V_{TM}	1.55	V

Features

With high ability to withstand the shock loading of arge current, Provide high dv/dt rate with strong resistance to electromagnetic interference

Application

Power charger, T-tools, massager, solid staterelay, AC Motor speed regulation and so on.



Order Information

Part Number	Package	Marking	packing	packing Quantity
BT139Q	TO-263	BT139 600E XXXX	Tape	800PCS/Reel

Absolute maximum ratings (Ta=25°C unless otherwise noted)

Parameter	Symbol	Value	Unit
Repetitive peak off-state voltage	V_{DRM}	600/800	V
Repetitive peak reverse voltage	V_{RRM}	600/800	V
RMS on-state current	$I_{T(RMS)}$	16	A
Non repetitive surge peak on-state current (full cycle, F=50Hz)	I_{TSM}	140	A
I^2t value for fusing (tp=10ms)	I^2t	98	A ² s
Critical rate of rise of on-state current ($I_G = 2 \times I_{GT}$)	di/dt	I - II -III	50
		IV	10
Peak gate current	I_{GM}	2	A
Gate peak power	I_{GM}	5	W
Average gate power dissipation	$P_G(AV)$	0.5	W
Junction Temperature	T_J	-40~+125	°C
Storage Temperature	T_{STG}	-40 ~+150	°C

Electrical characteristics (TA=25°C, unless otherwise noted)

Parameter	Symbol	Test Condition	Value			Unit	
			D	E	F		
Gate trigger current	I_{GT}	$V_D=12V$, $I_T=0.1A$, $T_j=25^\circ C$, Fig.6	I - II -III	≤5	≤10	≤25	mA
			IV	≤10	≤25	≤70	
Gate trigger voltage	V_{GT}		I - II -III-IV	≤1.3			V
Gate non-trigger voltage	V_{GD}	$V_D=V_{DRM}$, $T_j=125^\circ C$	≥0.2			V	
Holding current	I_H	$V_D=12V$, $I_{GT}=0.1A$, $T_j=25^\circ C$, Fig.6	I - II -III-IV	≤10	≤25	≤30	mA
Latching current	I_L		I -III-IV	≤15	≤30	≤40	mA
			II	≤20	≤40	≤70	mA
Critical-rate of rise of commutation voltage	dV_D/dt	$V_D=67\%V_{DRM}$, $T_j=125^\circ C$	≥10	≥20	≥50	V/us	

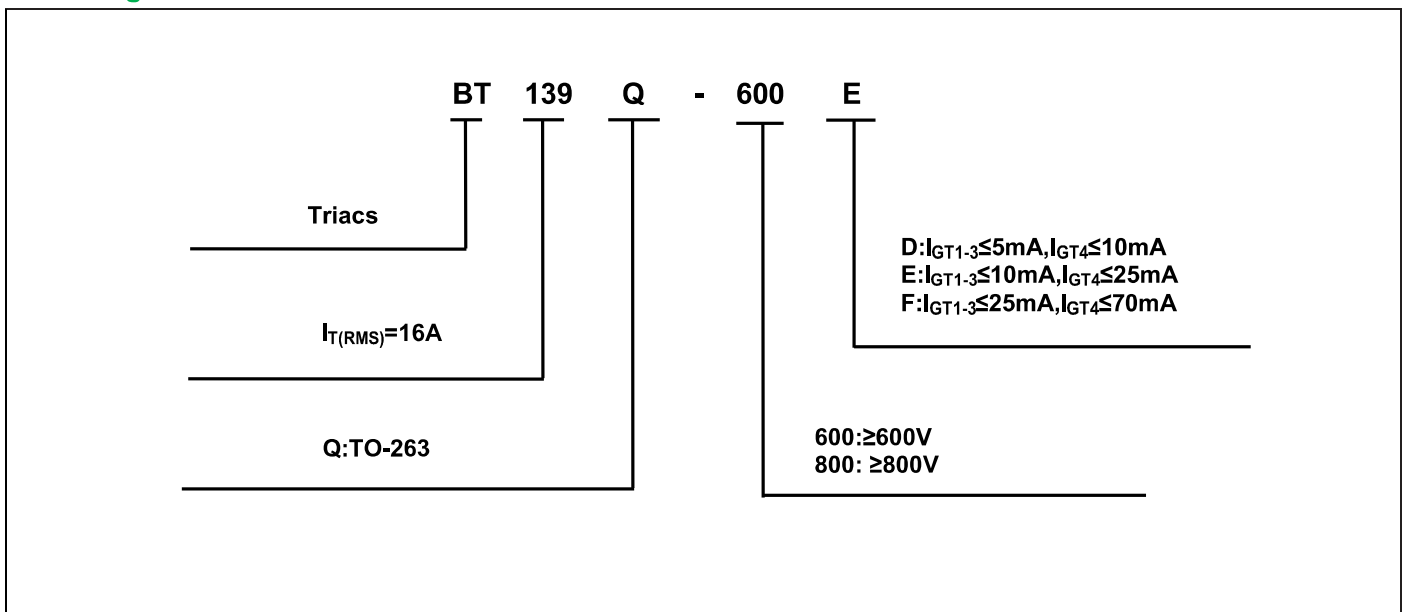
STATIC CHARACTERISTICS

Forward "on" voltage	V_{TM}	$I_{TM}=20A$, $t_p=380us$, Fig.4	≤1.55			V	
Repetitive Peak Off-State Current	I_{DRM}	$V_D=V_{DRM}$, $V_R=V_{RRM}$	$T_j=25^\circ C$	≤10	≤10	≤10	uA
Repetitive Peak Reverse Current	I_{RRM}		$T_j=125^\circ C$	≤1	≤1	≤1	mA

THERMAL RESISTANCES

Thermal resistance	$R_{th(j-c)}$	Junction to case(AC)	TYP.	1.2	°C/W
	$R_{th(j-a)}$	Junction to ambient	TYP.	45	°C/W

Ordering Information



Typical Characteristics

FIG.1: Maximum power dissipation versus RMS on-state current (full cycle)

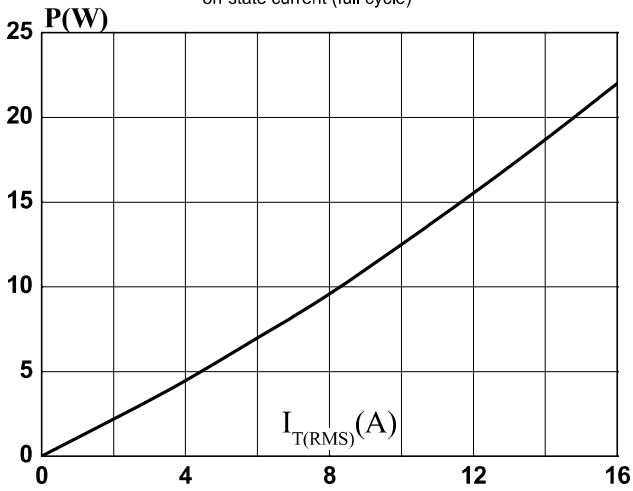


FIG.2: RMS on-state current versus case temperature (full cycle)

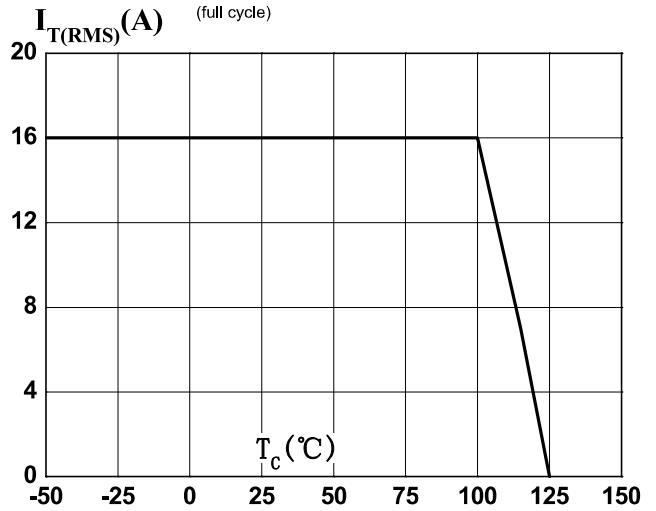


FIG.3: Surge peak on-state current versus number of cycles

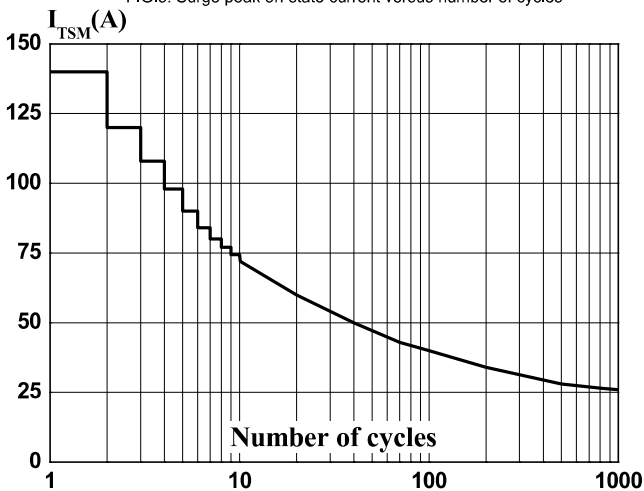


FIG.4: On-state characteristics (maximum values)

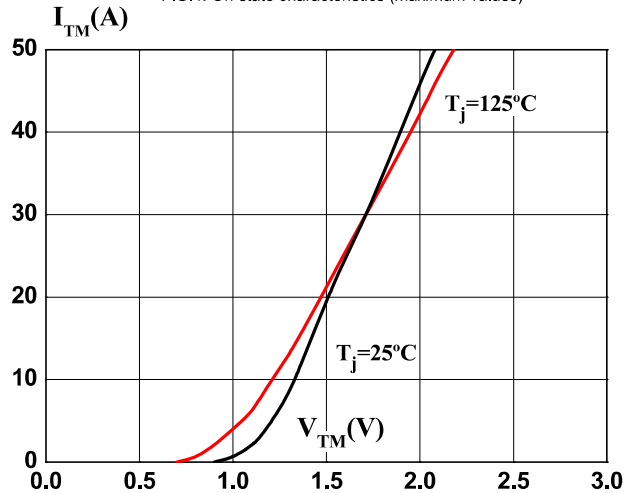


FIG.5: Non-repetitive surge peak on-state current for a sinusoidal pulse with width $t_p < 10\text{ms}$

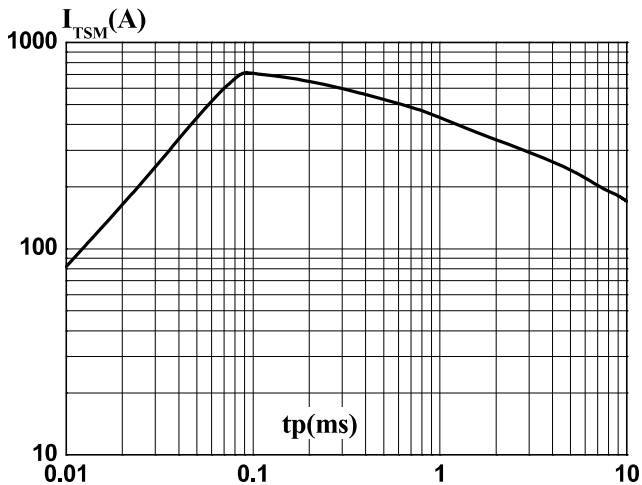
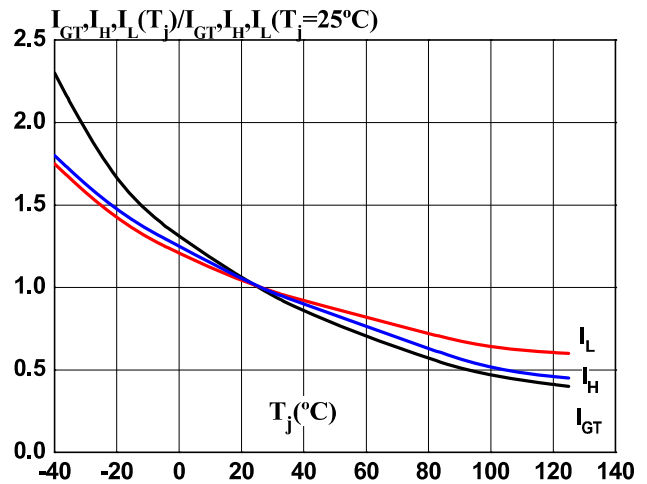
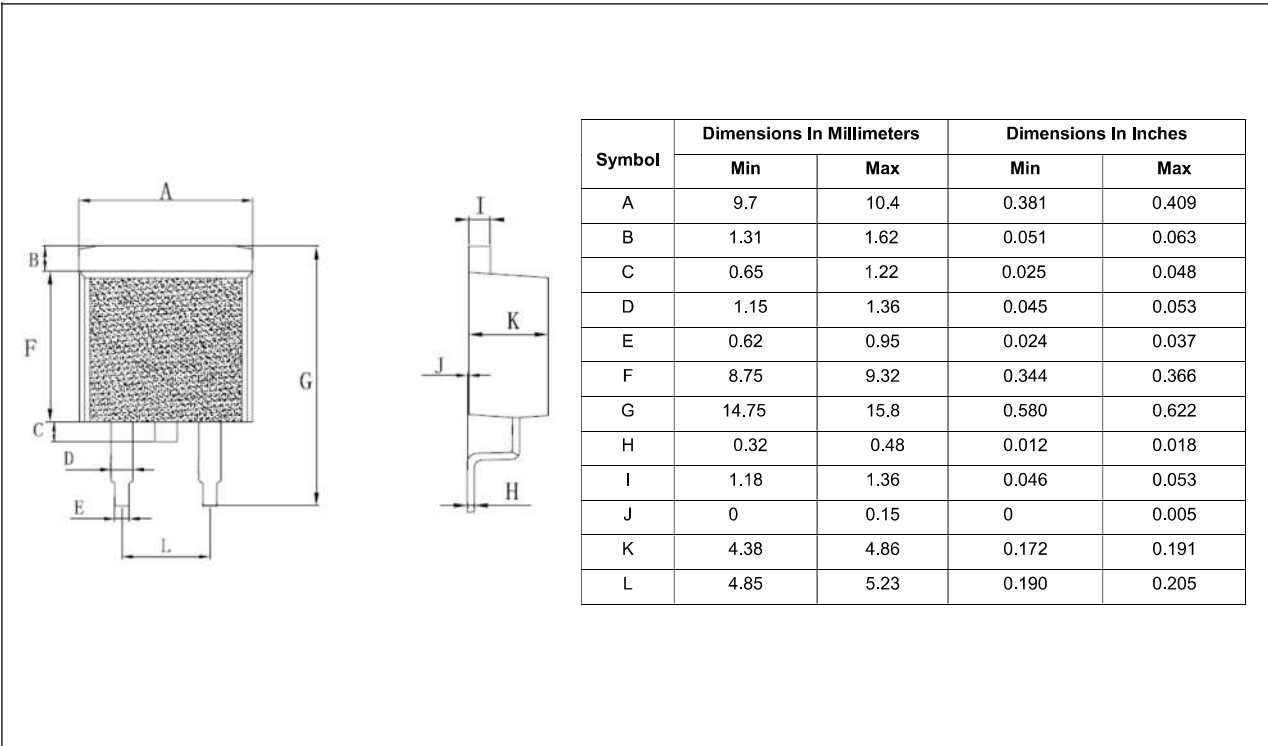


FIG.6: Relative variations of gate trigger current, holding current and latching current versus junction temperature (typical values)



TO-263



X-ON Electronics

Largest Supplier of Electrical and Electronic Components

Click to view similar products for [Triacs](#) category:

Click to view products by [YFW Electronics](#) manufacturer:

Other Similar products are found below :

[BT137-600-0Q](#) [2N6075A](#) [NTE5688](#) [D31410](#) [ACS102-5T1](#) [ACS102-5TA](#) [MAC97A4G](#) [Z0107MAG](#) [Z0107MARL1G](#) [Z0109MARLRPG](#)
[BTA316-800ET,127](#) [BTA316-800CTQ](#) [ACTT8X-800CTNQ](#) [MCR22-6G](#) [BTA16-800B\(MS\)](#) [TYN1025RG-JSM](#) [BT138-600D](#) [BTA26-800BRG](#) [BT138-600E](#) [BTA24-600CWRG](#) [BTA16-800CWRG](#) [BT138-600E](#) [BTA08-800CW](#) [BTB24-800CW](#) [BTA16-800CW](#) [BTA16-600CW](#) [BT169](#) [MCR100-6U](#) [FT10050-12P](#) [BT151S-600R](#) [BT136-800E](#) [BT136S](#) [PCR606J](#) [CT404D-800S](#) [JST24A-800CW](#) [JST60IS-1600BW](#) [TYN810RG-JSM](#) [BT139B-600E-JSM](#) [TYN812RG-JSM](#) [BT152-800R](#) [BTB16-800BRG-JSM](#) [BTA20-800CRG TO-220](#) [BTA16-800BRG](#) [BTW69-1200RG](#) [TYN825RG-JSM](#) [BTA12-600CRG](#) [BT136-600E](#) [BTA12-600BRG](#) [BT139-600E](#) [BTA24-800CRG TO-220](#)