

4.0A GLASS PASSIVATED BRIDGE RECTIFIER
Reverse Voltage – 50 to 1000 V
Forward Current – 4.0A
Features

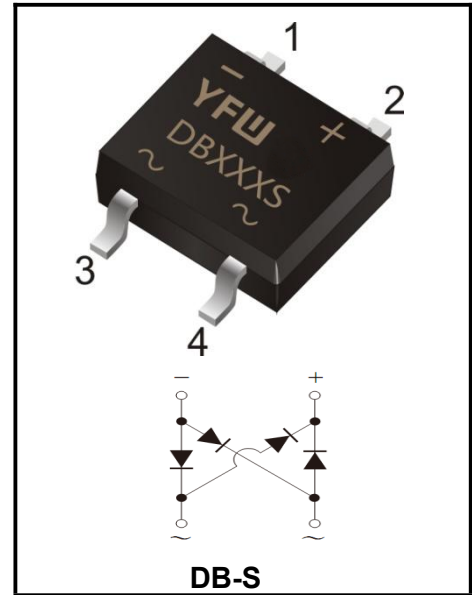
- ◆The plastic package carries Underwriters Laboratory Flammability Classification 94V-0
- ◆Idea for printed circuit board
- ◆Glass passivated junction chip
- ◆Low reverse leakage
- ◆High forward surge current capability
- ◆High temperature soldering guaranteed 260°C/10 seconds at terminals

Mechanical Data

- ◆Case:Molded plastic body
- ◆Terminals :Solder plated, solderable per MIL-STD-750,Method 2026
- ◆Polarity :Polarity symbol marking on body
- ◆Mounting Position:Any
- ◆Weight : 0.0078 ounce, 0.22 grams

Maximum Ratings and Electrical characteristics

Ratings at 25 °C ambient temperature unless otherwise specified. Single phase half-wave 60 Hz, resistive or inductive load, for capacitive load current derate by 20 %.



| Parameter | Symbols | DB401S | DB402S | DB403S | DB404S | DB405S | DB406S | DB407S | Units |
|---|-----------------|------------|--------|--------|--------|--------|--------|--------|------------------|
| Maximum Repetitive Peak Reverse Voltage | V_{RRM} | 50 | 100 | 200 | 400 | 600 | 800 | 1000 | V |
| Maximum RMS voltage | V_{RMS} | 35 | 70 | 140 | 280 | 420 | 560 | 700 | V |
| Maximum DC Blocking Voltage | V_{DC} | 50 | 100 | 200 | 400 | 600 | 800 | 1000 | V |
| Maximum average forward rectified current at $T_L=100^{\circ}C$ | $I_{(AV)}$ | 4.0 | | | | | | | A |
| Peak forward surge current, 8.3ms single half sine-wave superimposed on rated load | I_{FSM} | 90 | | | | | | | A |
| Rating for fusing ($t=8.3ms, T_a=25^{\circ}C$) | I^2t | 33.6 | | | | | | | A ² s |
| Maximum instantaneous forward voltage at 4.0A | V_F | 1.1 | | | | | | | V |
| Maximum DC Reverse Current @ $T_A=25^{\circ}C$ at Rated DC Blocking Voltage @ $T_A=125^{\circ}C$ | I_R | 2.0 200 | | | | | | | μA |
| Typical Junction Capacitance (Note1) | C_j | 38 | | | | | | | pF |
| Typical Thermal Resistance | $R_{\theta JA}$ | 68 | | | | | | | $^{\circ}C/W$ |
| Operating and Storage Temperature Range | T_j, T_{stg} | -55 ~ +150 | | | | | | | $^{\circ}C$ |

Note: 1. Measured at 1MHz and applied reverse voltage of 4.0V D.C.

Ratings And Characteristic Curves

FIG. 1- DERATING CURVE OUTPUT RECTIFIED CURRENT

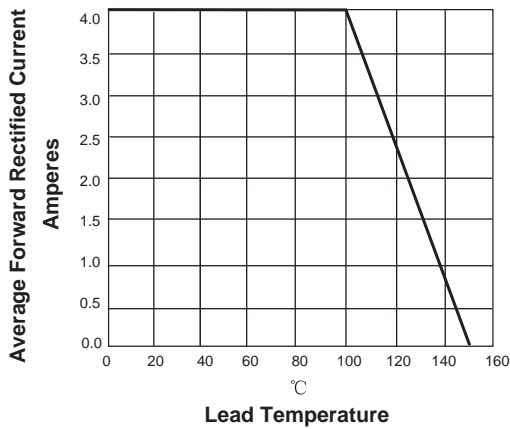


FIG. 2-MAXIMUM NON-REPETITIVE PEAK FORWARD SURGE CURRENT PER LEG

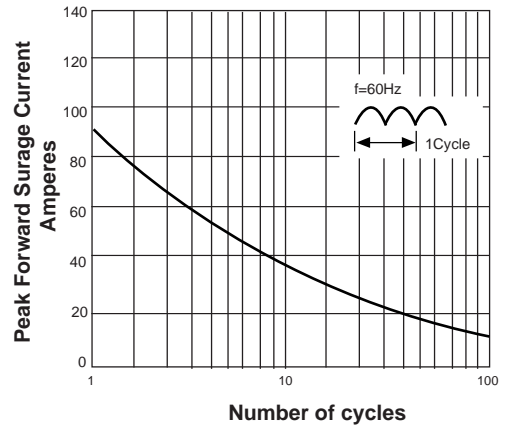


FIG. 3-TYPICAL FORWARD VOLTAGE CHARACTERISTICS

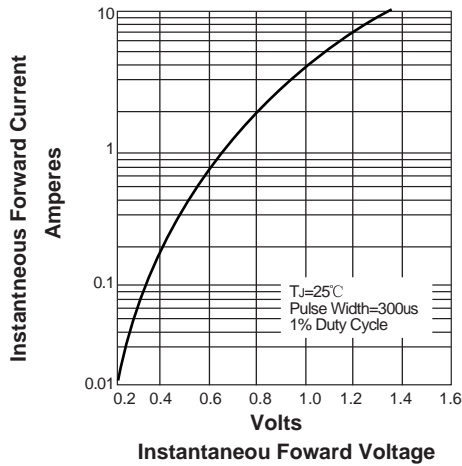
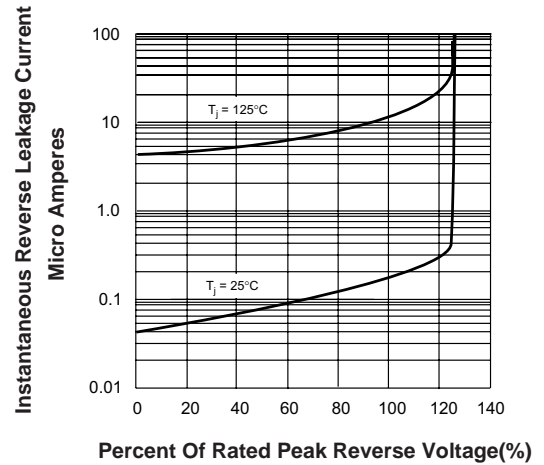
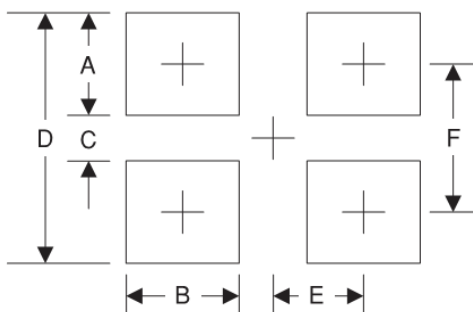


FIG. 4-TYPICAL REVERSE LEAKAGE CHARACTERISTICS



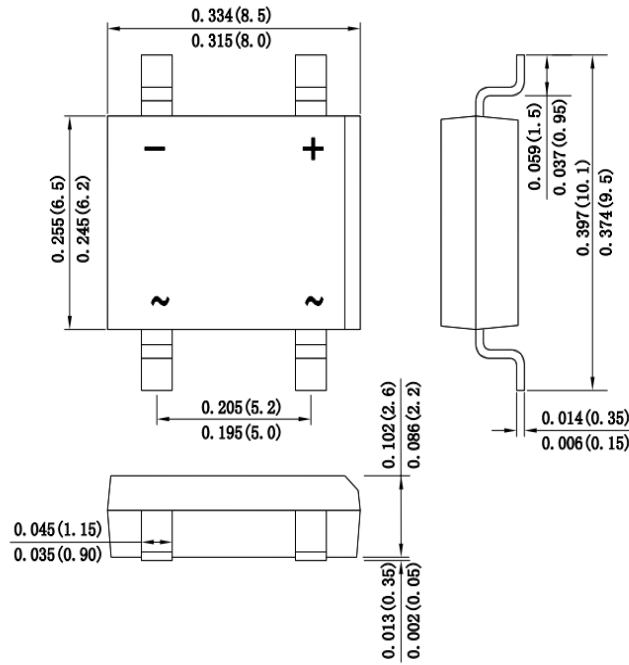
Suggested Pad Layout



| Symbol | Unit (mm) | Unit (inch) |
|--------|-----------|-------------|
| A | 2.3 | 0.091 |
| B | 1.3 | 0.051 |
| C | 6.90 | 0.272 |
| D | 11.5 | 0.453 |
| E | 2.6 | 0.102 |
| F | 9.20 | 0.362 |

Package Outline

DB-S



Summary of Packing Options

| Package | Packing Description | Packing Quantity | Industry Standard |
|---------|---------------------|------------------|-------------------|
| DB-S | Tape/Reel, 13" reel | 1500 | EIA-481-1 |

X-ON Electronics

Largest Supplier of Electrical and Electronic Components

Click to view similar products for [Bridge Rectifiers](#) category:

Click to view products by [YFW Electronics](#) manufacturer:

Other Similar products are found below :

[MB2510](#) [MB252](#) [MB356G](#) [MB358G](#) [GBJ1504-BP](#) [GBU10B-BP](#) [GBU15K-BP](#) [GBU4A-BP](#) [GBU4D-BP](#) [DB101-BP](#) [DF01](#) [DF10SA-E345](#)
[KBPC50-10S](#) [RS405GL-BP](#) [GBJ1502-BP](#) [GBU6M](#) [TB102M](#) [MB1510](#) [MB86](#) [TL401G](#) [MDA920A2](#) [TU602](#) [TU810](#) [MP5010W-BP](#)
[MP501W-BP](#) [MP502-BP](#) [KBPC25-02](#) [VBO160-12NO7](#) [VS-110MT120KPBF](#) [VS-60MT80KPBF](#) [DB105-BP](#) [DF1510S](#) [VS-](#)
[40MT160PAPBF](#) [GBU4G-BP](#) [GSIB15A80-E3/45](#) [DB104-BP](#) [D3SB60](#) [TB354](#) [GBJ2504-BP](#) [26MB100A](#) [B1S-G](#) [VS-40MT160KPBF](#)
[VUO162-16NO7](#) [ABS10-G](#) [GBU6B-BP](#) [GBJ1508-BP](#) [BR5010-G](#) [ABS6-G](#) [B125C800G-E4/51](#) [MSB15MH-13](#)