

**10A GLASS PASSIVATED BRIDGE RECTIFIER Reverse**

**Voltage - 100 to 1000 V**

**Forward Current – 10A**



**FEATURES**

- ◆ Surge overload rating-175 amperes peak
- ◆ Polarity:As marked on body
- ◆ Ideal for printed circuit board
- ◆ Plastic material has U/L

The flammability classification 94V-0

- ◆ Reliable low cost construction utilizing molded plastic technique


**MECHANICAL DATA**

- ◆ Case: GBJ
- ◆ Terminals: Solderable per MIL-STD-202, Method 208
- ◆ Approx. Weight: 6.79g /0.24oz

**Maximum Ratings and Electrical characteristics**

Ratings at 25 °C ambient temperature unless otherwise specified.

Single phase half-wave 60 Hz, resistive or inductive load, for capacitive load current derate by 20 %.



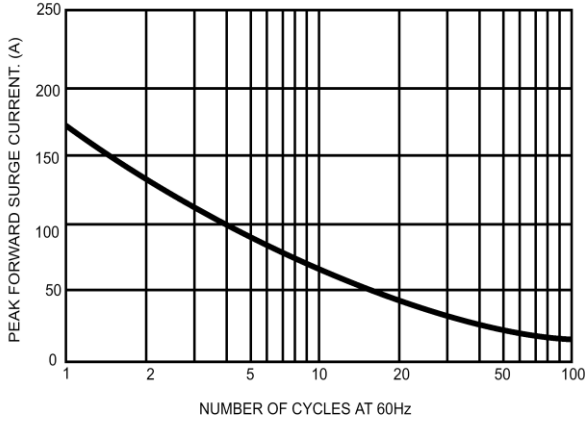
Parameter	Symbols	GBJ1001	GBJ1002	GBJ1004	GBJ1006	GBJ1008	GBJ1010	Units
Maximum Repetitive Peak Reverse Voltage	$V_{RRM}$	100	200	400	600	800	1000	V
Maximum RMS voltage	$V_{RMS}$	70	140	280	420	560	700	V
Maximum DC Blocking Voltage	$V_{DC}$	100	200	400	600	800	1000	V
Maximum Average Forward Rectified Current	$I_{(AV)}$	10						A
Peak Forward Surge Current 8.3 ms Single Half Sine-Wave Superimposed on Rated Load (JEDEC method)	$I_{FSM}$	175						A
Forward Voltage per element @ $I_F = 5A$ DC	$V_F$	1.0						V
Maximum DC Reverse Current @ $T_J = 25^{\circ}C$ at Rated DC Blocking Voltage @ $T_J = 125^{\circ}C$	$I_R$	5 500						$\mu A$
$I^2t$ Rating for Fusing( $3ms \leq t \leq 8.3ms$ )	$I^2t$	166						$A^2S$
Typical Junction Capacitance <sup>(Note1)</sup>	$C_j$	50						pF
Typical Thermal Resistance <sup>(Note2)</sup>	$R_{\theta JC}$	2.5						$^{\circ}C/W$
Operating and Storage Temperature Range	$T_j, T_{stg}$	-55 ~ +150						$^{\circ}C$

(1) Measured at 1 MHz and applied reverse voltage of 4 V D.C

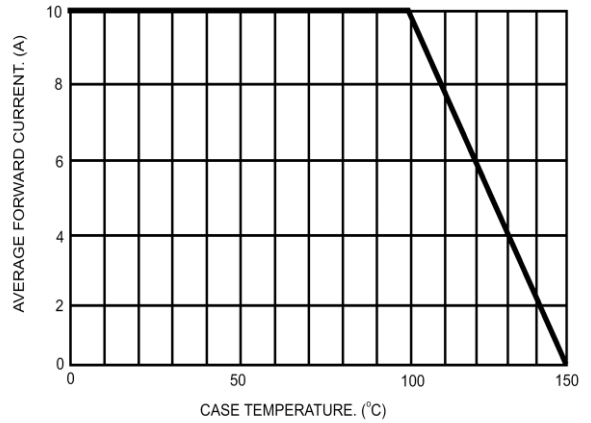
(2) Device mounted on 75mm\*75mm\*1.6mm cu plate heatsink

**RATINGS AND CHARACTERISTIC CURVES**

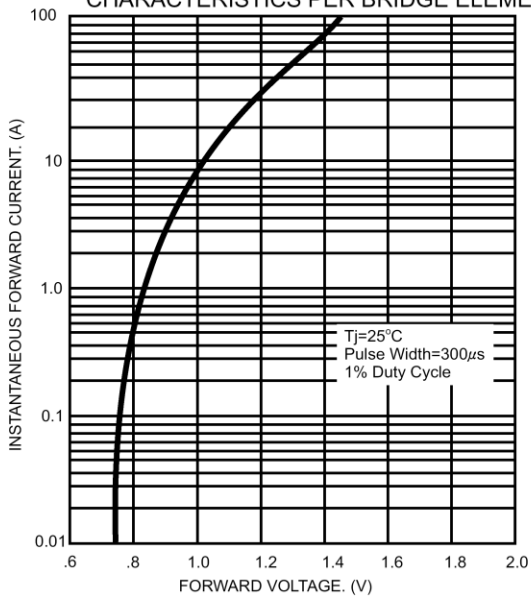
**FIG.1- MAXIMUM NON-REPETITIVE FORWARD SURGE CURRENT PER BRIDGE ELEMENT**



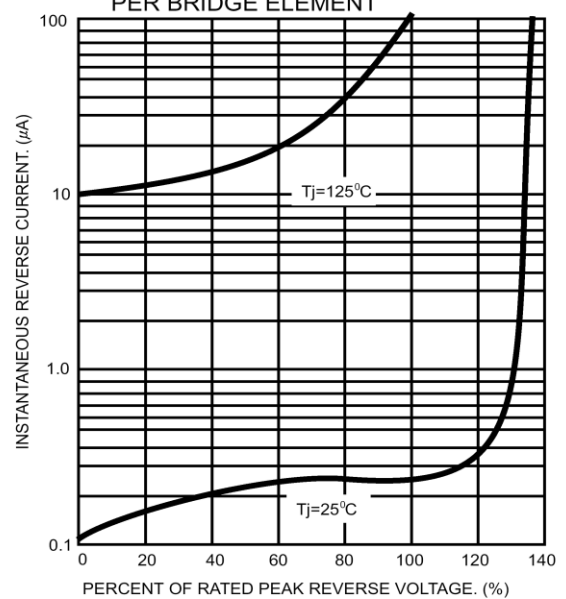
**FIG.2- MAXIMUM FORWARD CURRENT DERATING CURVE**



**FIG.3- TYPICAL INSTANTANEOUS FORWARD CHARACTERISTICS PER BRIDGE ELEMENT**



**FIG.4- TYPICAL REVERSE CHARACTERISTICS PER BRIDGE ELEMENT**





## X-ON Electronics

Largest Supplier of Electrical and Electronic Components

*Click to view similar products for [Bridge Rectifiers](#) category:*

*Click to view products by [YFW Electronics](#) manufacturer:*

Other Similar products are found below :

[MB2510](#) [MB252](#) [MB356G](#) [MB358G](#) [GBJ1504-BP](#) [GBU10B-BP](#) [GBU15K-BP](#) [GBU4A-BP](#) [GBU4D-BP](#) [DB101-BP](#) [DF01](#) [DF10SA-E345](#)  
[KBPC50-10S](#) [RS405GL-BP](#) [GBJ1502-BP](#) [GBU6M](#) [TB102M](#) [MB1510](#) [MB86](#) [TL401G](#) [MDA920A2](#) [TU602](#) [TU810](#) [MP5010W-BP](#)  
[MP501W-BP](#) [MP502-BP](#) [KBPC25-02](#) [VBO160-12NO7](#) [VS-110MT120KPBF](#) [VS-60MT80KPBF](#) [DB105-BP](#) [DF1510S](#) [VS-](#)  
[40MT160PAPBF](#) [GBU4G-BP](#) [GSIB15A80-E3/45](#) [DB104-BP](#) [D3SB60](#) [TB354](#) [GBJ2504-BP](#) [26MB100A](#) [B1S-G](#) [VS-40MT160KPBF](#)  
[VUO162-16NO7](#) [ABS10-G](#) [GBU6B-BP](#) [GBJ1508-BP](#) [BR5010-G](#) [ABS6-G](#) [B125C800G-E4/51](#) [MSB15MH-13](#)