

## High Efficiency Silicon Rectifiers

Reverse Voltage - 100 to 1000 V

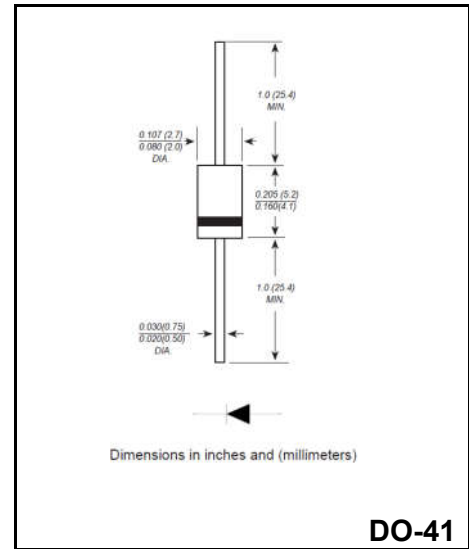
Forward Current - 1 A

### FEATURES

- ◆ For surface mounted applications
- ◆ Low profile package
- ◆ Open Junction chip
- ◆ Ideal for automated placement
- ◆ Lead free in comply with EU RoHS 2011/65/EU directives

### MECHANICAL DATA

- ◆ Case: DO-41
- ◆ Terminals: Solderable per MIL-STD-750, Method 2026
- ◆ Approx. Weight: 0.25g / 0.0088oz



### Maximum Ratings and Electrical characteristics

Ratings at 25 °C ambient temperature unless otherwise specified.

Single phase half-wave 60 Hz, resistive or inductive load, for capacitive load current derate by 20 %.

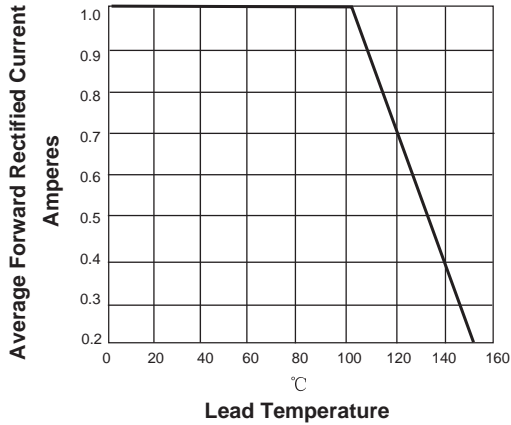
Parameter	Symbols	HER102	HER103	HER104	HER105	HER106	HER107	HER108	Units
Maximum Repetitive Peak Reverse Voltage	$V_{RRM}$	100	200	300	400	600	800	1000	V
Maximum RMS voltage	$V_{RMS}$	70	140	210	280	420	560	700	V
Maximum DC Blocking Voltage	$V_{DC}$	100	200	300	400	600	800	1000	V
Maximum Average Forward Rectified Current at $T_c = 100\text{ }^\circ\text{C}$	$I_{F(AV)}$	1.0							A
Peak Forward Surge Current 8.3 ms Single Half Sine Wave Superimposed on Rated Load	$I_{FSM}$	35.0							A
Maximum Instantaneous Forward Voltage at 1.0A	$V_F$	0.95		1.25		1.65			V
Maximum DC Reverse Current $T_a = 25\text{ }^\circ\text{C}$ at Rated DC Blocking Voltage $T_a = 125\text{ }^\circ\text{C}$	$I_R$	10 500							$\mu\text{A}$
Maximum reverse recovery time <sup>(Note 1)</sup>	$T_{rr}$	50				75			nS
Typical Junction Capacitance <sup>(Note 2)</sup>	$C_j$	15.0							pF
Typical Thermal Resistance	$R_{\theta JA}$	50							$^\circ\text{C/W}$
Operating and Storage Temperature Range	$T_j, T_{stg}$	-55 ~ +150							$^\circ\text{C}$

(1) Measured at 1 MHz and applied reverse voltage of 4 V D.C

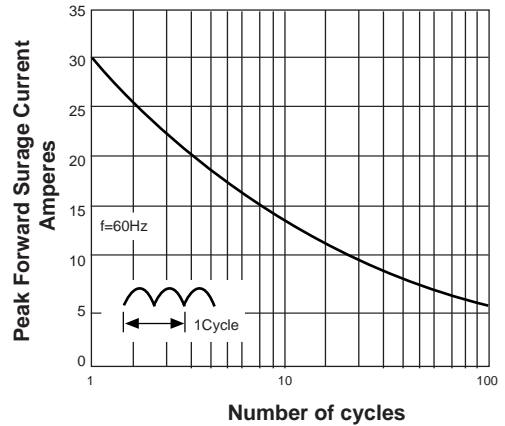
(2) Reverse recovery time test condition:  $I_F=0.5\text{A}$   $I_R=1.0\text{A}$   $I_{rr}=0.25\text{A}$

**Ratings And Characteristic Curves**

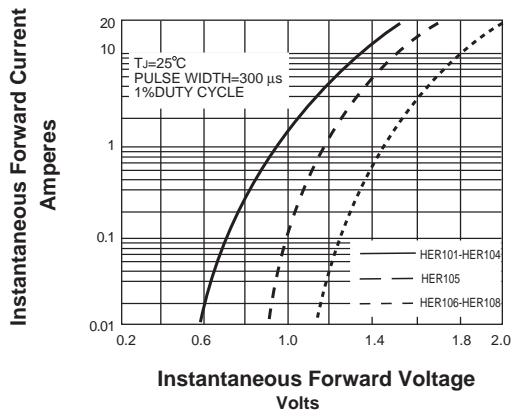
**FIG. 1- DERATING CURVE OUTPUT RECTIFIED CURRENT**



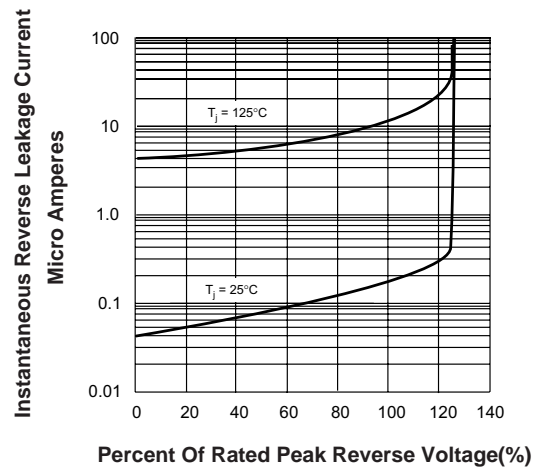
**FIG. 2-MAXIMUM NON-REPETITIVE PEAK FORWARD SURGE CURRENT PER LEG**



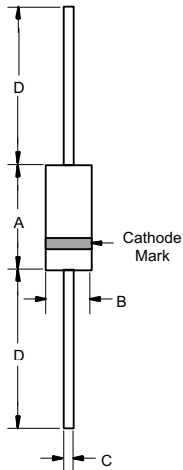
**FIG. 3-TYPICAL FORWARD VOLTAGE CHARACTERISTICS**



**FIG. 4-TYPICAL REVERSE LEAKAGE CHARACTERISTICS**



**Package Outline DO-41**



DIMENSIONS					
DIM	INCHES		MM		NOTE
	MIN	MAX	MIN	MAX	
A	.166	.205	4.10	5.20	
B	.080	.107	2.00	2.70	
C	.028	.034	.70	.90	
D	1.000	---	25.40	---	

**Summary of Packing Options**

Package	Packing Description	Packing Quantity	Industry Standard
DO-41	BOX	1000/5000	EIA-481-1

## X-ON Electronics

Largest Supplier of Electrical and Electronic Components

*Click to view similar products for [Rectifiers](#) category:*

*Click to view products by [YFW Electronics](#) manufacturer:*

Other Similar products are found below :

[70HFR40](#) [FR105 R0](#) [RL252-TP](#) [1N5397](#) [1N4005-TR](#) [1N4007-BP](#) [UFS120Je3/TR13](#) [20ETS12S](#) [RRE02VS6SGTR](#) [MS306](#) [A1N5404G-G](#)  
[CRF02\(T5L,TEMQ\)](#) [ACGRB207-HF](#) [CLH07\(TE16L,Q\)](#) [CLH03\(TE16L,Q\)](#) [1N5395-TP](#) [UES1302](#) [ACGRC307-HF](#) [ACEFC304-HF](#) [DZ-](#)  
[1380](#) [85HFR60](#) [40HFR60](#) [70HF120](#) [85HFR80](#) [SCF7500](#) [SM100](#) [ACGRA4001-HF](#) [SKN70/08](#) [NTE5819](#) [NTE5827](#) [NTE5828](#) [NTE5911](#)  
[NTE5915](#) [NTE6104](#) [NTE6163](#) [NTE6164](#) [NTE6165](#) [NTE6364](#) [TSD3G](#) [SET130312](#) [NRVUS110VT3G](#) [UES1106](#) [UES1306](#)  
[NRVUS240VT3G](#) [D5FE60-5063](#) [R4000GPS-TP](#) [D4015L56TP](#) [UES1306HR2](#) [FX20K120](#) [D20XB60-7101](#)