

**6.0A GLASS PASSIVATED BRIDGE RECTIFIER**

**Reverse Voltage - 100 to 1000 V**

**Forward Current – 6.0A**



**FEATURES**

- ◆ Surge overload rating-150 amperes peak
- ◆ Polarity:As marked on body
- ◆ Ideal for printed circuit board
- ◆ Plastic material has U/L

The flammability classification 94V-0

- ◆ Reliable low cost construction utilizing molded plastic technique


**MECHANICAL DATA**

- ◆ Case: KBL
- ◆ Terminals: Solderable per MIL-STD-202, Method 208
- ◆ Approx. Weight: 5.6g /0.2oz

**Maximum Ratings and Electrical characteristics**

Ratings at 25 °C ambient temperature unless otherwise specified.

Single phase half-wave 60 Hz, resistive or inductive load, for capacitive load current derate by 20 %.



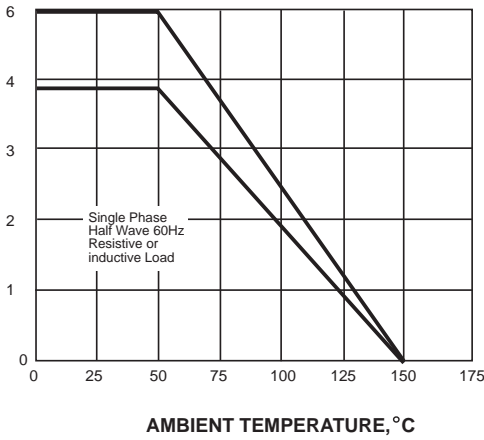
Parameter	Symbols	KBL601	KBL602	KBL604	KBL606	KBL608	KBL610	Units	
Maximum Repetitive Peak Reverse Voltage	$V_{RRM}$	100	200	400	600	800	1000	V	
Maximum RMS voltage	$V_{RMS}$	70	140	280	420	560	700	V	
Maximum DC Blocking Voltage	$V_{DC}$	100	200	400	600	800	1000	V	
Maximum Average Forward Rectified Current at $T_C=100^{\circ}C$ (Note 1)	$I_{(AV)}$					6.0 3.5			A
Peak Forward Surge Current 8.3 ms Single Half Sine-Wave Superimposed on Rated Load (JEDEC method)	$I_{FSM}$					150			A
Forward Voltage per element at 3.0A DC and 25°C	$V_F$					1.0			V
Maximum DC Reverse Current at Rated DC Blocking Voltage @Ta=25°C @Ta=125°C	$I_R$					10 500			μA
I2t Rating for Fusing(3ms≤t≤8.3ms)	$I^2t$					175			A <sup>2</sup> S
Typical Junction Capacitance (Note1)	$C_J$					105			pF
Typical Thermal Resistance (Note2)	$R_{\theta JA}$					20			°C/W
Operating and Storage Temperature Range	$T_j, T_{stg}$					-55 ~ +150			°C

(1) Measured at 1 MHz and applied reverse voltage of 4 V D.C

(2) Unit case mounted on 7.5" x 7.5" x 0.3cm" Al plate heat sink.

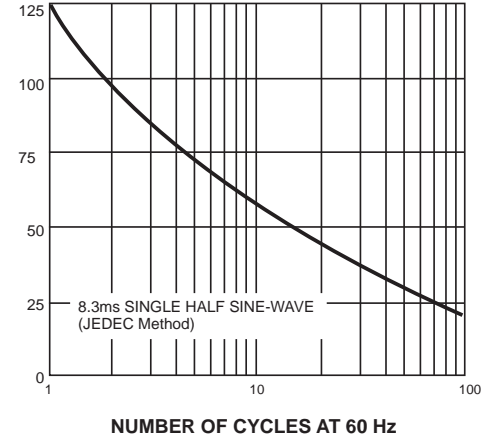
AVERAGE FORWARD RECTIFIED CURRENT, AMPERES

**FIG. 1- FORWARD CURRENT DERATING CURVE**



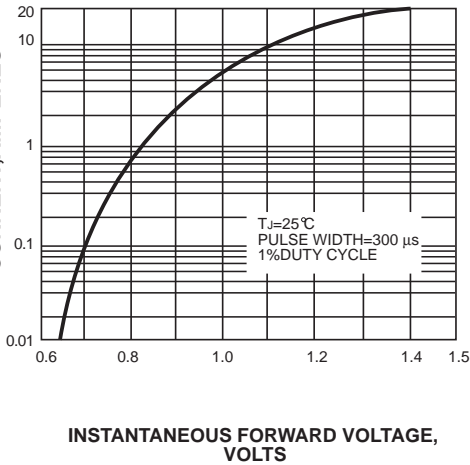
PEAK FORWARD SURGE CURRENT, AMPERES

**FIG. 2-MAXIMUM NON-REPETITIVE PEAK FORWARD SURGE CURRENT**



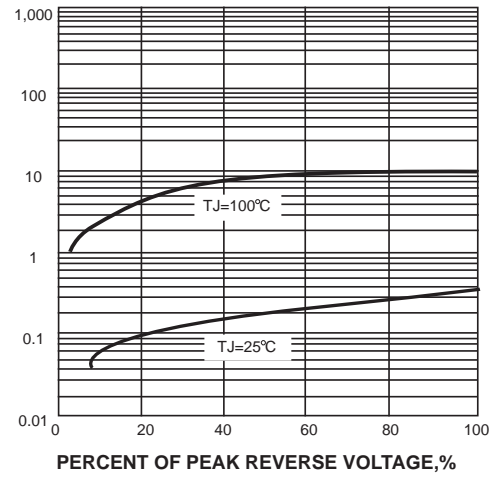
INSTANTANEOUS FORWARD CURRENT, AMPERES

**FIG. 3-TYPICAL INSTANTANEOUS FORWARD CHARACTERISTICS**



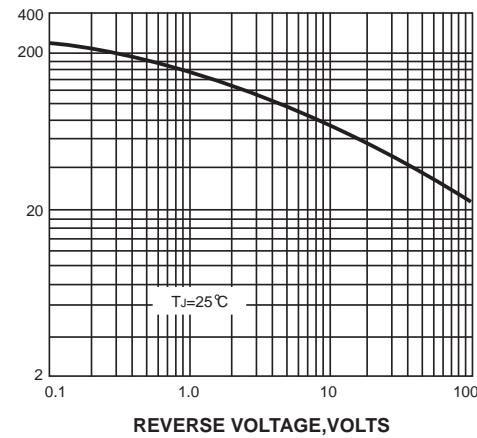
INSTANTANEOUS REVERSE CURRENT, MICROAMPERES

**FIG. 4-TYPICAL REVERSE CHARACTERISTICS**



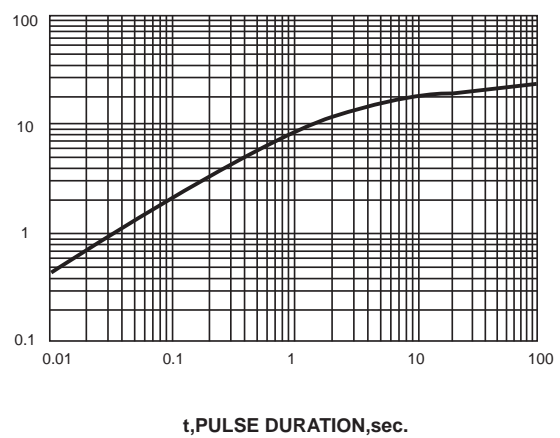
JUNCTION CAPACITANCE, pF

**FIG. 5-TYPICAL JUNCTION CAPACITANCE**



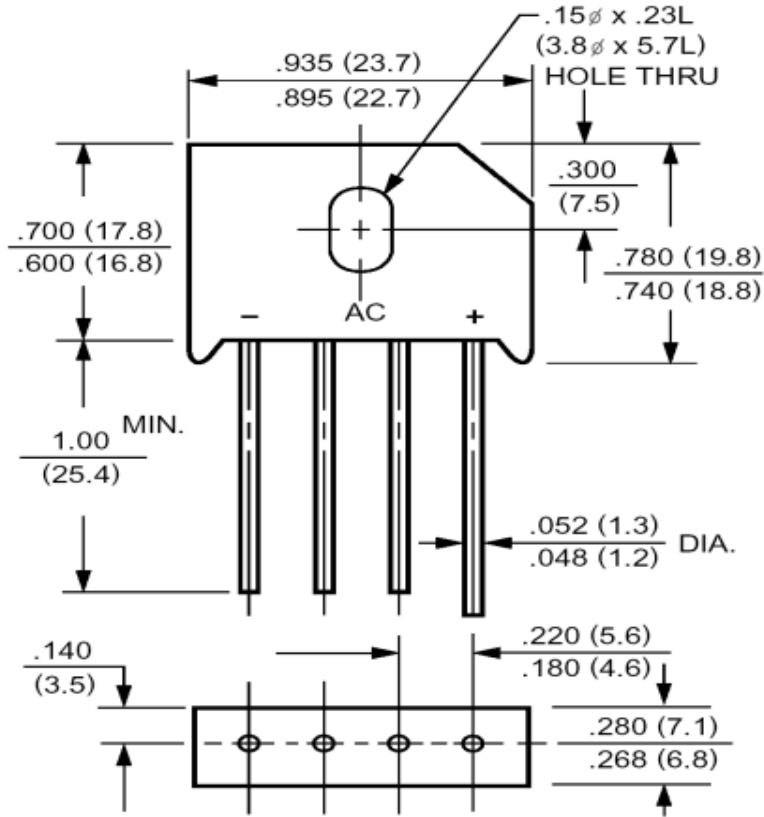
TRANSIENT THERMAL IMPEDANCE, °C/W

**FIG. 6-TYPICAL TRANSIENT THERMAL IMPEDANCE**



**Package Outline**

**KBL**



**Summary of Packing Options**

Package	Packing Description	Packing Quantity	Industry Standard
KBL	BOX	500	EIA-481-1

## X-ON Electronics

Largest Supplier of Electrical and Electronic Components

*Click to view similar products for [Bridge Rectifiers](#) category:*

*Click to view products by [YFW Electronics](#) manufacturer:*

Other Similar products are found below :

[MB2510](#) [MB252](#) [MB356G](#) [MB358G](#) [90MT160KPBF](#) [GBJ1504-BP](#) [GBU10B-BP](#) [GBU15K-BP](#) [GBU4A-BP](#) [GBU4D-BP](#) [GBU6B-E3/45](#)  
[DB101-BP](#) [DF01](#) [DF10SA-E345](#) [BU1508-E3/45](#) [BU1510-E3/45](#) [KBPC50-10S](#) [RS405GL-BP](#) [GBJ1502-BP](#) [GBU6M](#) [GSIB1520-E3/45](#)  
[2KBB10](#) [36MB140A](#) [TB102M](#) [MB1510](#) [MB86](#) [TL401G](#) [MDA920A2](#) [TU602](#) [TU810](#) [MP5010W-BP](#) [MP501W-BP](#) [MP502-BP](#)  
[BR84DTP204](#) [BU1508-E3/51](#) [KBPC25-02](#) [VS-110MT120KPBF](#) [VS-2KBB60](#) [VS-60MT120KPBF](#) [VS-60MT80KPBF](#) [DB105-BP](#) [DF1510S](#)  
[VS-40MT160PAPBF](#) [VISKBU8K-E4/51](#) [36MT100](#) [GBU4G-BP](#) [GBU6B-E3/51](#) [DF15005S-E3/77](#) [GSIB15A80-E3/45](#) [DB104-BP](#)