

2A SURFACE MOUNT SCHOTTKY BRIDGE

RECTIFIER Reverse Voltage - 40 to 200 V

Forward Current - 2A


FEATURES

- ◆ High current capability
- ◆ Low forward voltage drop
- ◆ Low power loss, high efficiency
- ◆ Lead free in comply with EU RoHS 2011/65/EU directives



MECHANICAL DATA

- ◆ Case: MBF
- ◆ Terminals: Solderable per MIL-STD-750, Method 2026
- ◆ Approx. Weight: 88mg / 0.0031oz



Maximum Ratings and Electrical characteristics

Ratings at 25 °C ambient temperature unless otherwise specified.

Single phase half-wave 60 Hz, resistive or inductive load, for capacitive load current derate by 20 %.

Parameter	Symbols	MB24F	MB26F	MB28F	MB210F	MB220F	Units
Maximum Repetitive Peak Reverse Voltage	V_{RRM}	40	60	80	100	200	V
Maximum RMS voltage	V_{RMS}	28	42	56	70	140	V
Maximum DC Blocking Voltage	V_{DC}	40	60	80	100	200	V
Average Rectified Output Current	$I_{F(AV)}$	2					A
Peak Forward Surge Current 8.3 ms Single Half Sine-Wave Superimposed on Rated Load(JEDEC method)	I_{FSM}	50		40			A
Max Instantaneous Forward Voltage at 2 A	V_F	0.55	0.70	0.85			V
Maximum DC Reverse Current @ $T_A=25^{\circ}C$ at Rated DC Blocking Voltage @ $T_A=100^{\circ}C$	I_R	0.5			0.3		μA
		10			5		
Typical Junction Capacitance (Note1)	C_j	220	80				pF
Typical Thermal Resistance (Note2)	$R_{\theta JA}$	75					$^{\circ}C/W$
Operating and Storage Temperature Range	T_j	-55 ~ +125					$^{\circ}C$
Storage Temperature Range	T_{stg}	-55 ~ +150					$^{\circ}C$

(1) Measured at 1 MHz and applied reverse voltage of 4 V D.C

(2) Mounted on glass epoxy PC board with 4×1.5"×1.5" (3.81×3.81 cm) copper pad.

Fig.1 Forward Current Derating Curve

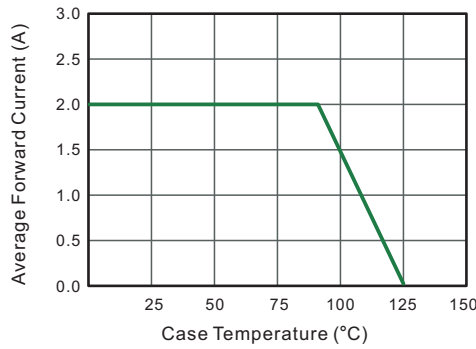


Fig.2 Typical Reverse Characteristics

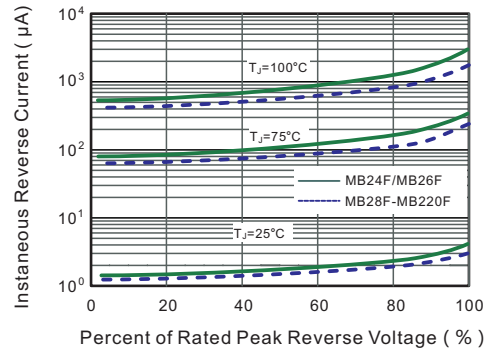


Fig.3 Typical Forward Characteristic

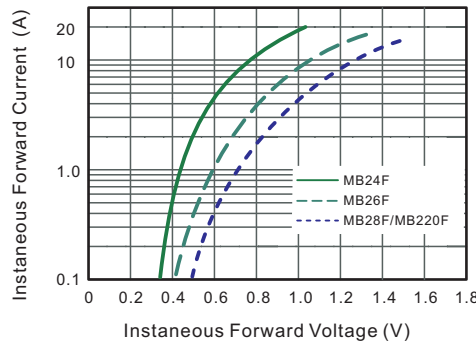


Fig.4 Typical Junction Capacitance

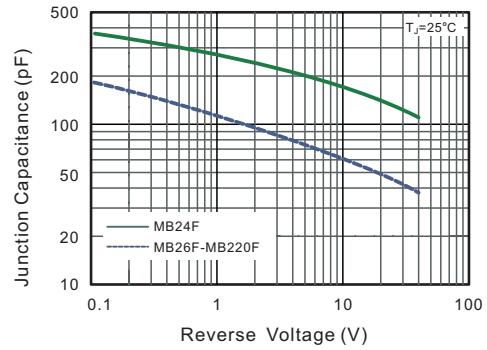


Fig.5 Maximum Non-Repetitive Peak Forward Surge Current

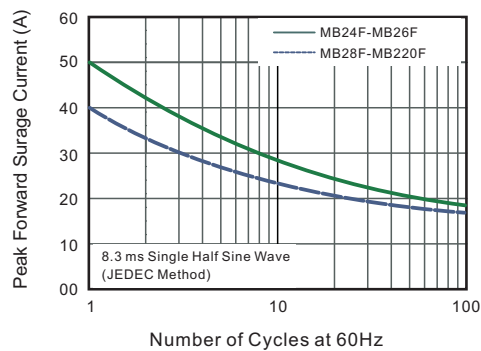
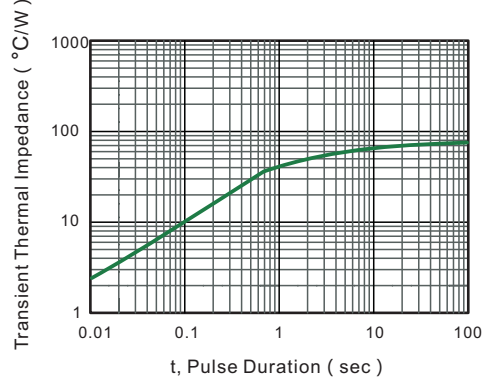


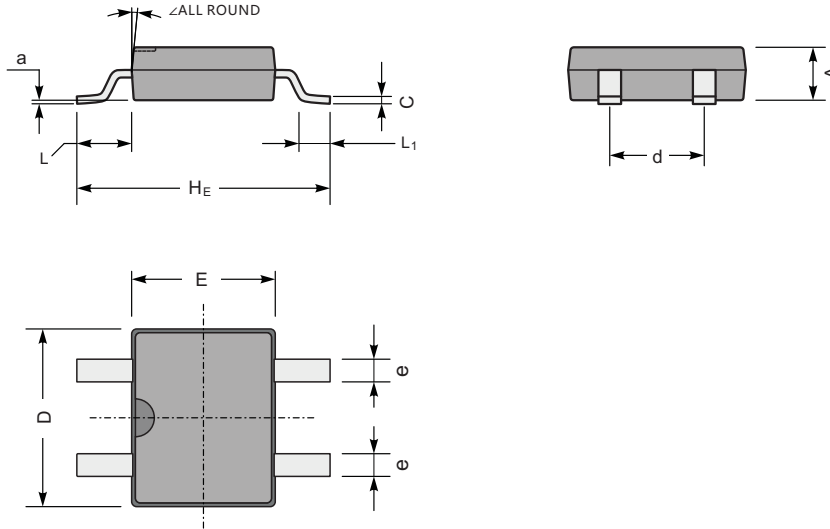
Fig.6- Typical Transient Thermal Impedance



Package Outline

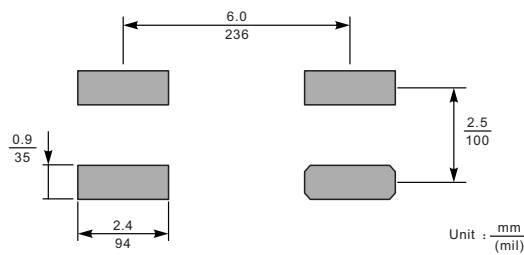
MBF

Plastic surface mounted package; 4 leads



UNIT		A	C	D	E	HE	d	e	L	L1	a	Z
mm	max	1.6	0.22	5.0	4.1	7.0	2.7	0.8	1.7	1.1	0.2	7°
	min	1.2	0.15	4.5	3.6	6.4	2.3	0.5	1.3	0.5	—	
mil	max	63	8.7	197	161	276	106	31	67	43	8	
	min	47	5.9	177	142	252	91	20	51	20	—	

The recommended mounting pad size



Summary of Packing Options

Package	Packing Description	Packing Quantity	Industry Standard
MBF	Tape/Reel, 13" reel	5000	EIA-481-1

X-ON Electronics

Largest Supplier of Electrical and Electronic Components

Click to view similar products for [Bridge Rectifiers](#) category:

Click to view products by [YFW Electronics](#) manufacturer:

Other Similar products are found below :

[MB2510](#) [MB252](#) [MB356G](#) [MB358G](#) [90MT160KPBF](#) [GBJ1504-BP](#) [GBU10B-BP](#) [GBU15K-BP](#) [GBU4A-BP](#) [GBU4D-BP](#) [GBU6B-E3/45](#)
[DB101-BP](#) [DF01](#) [DF10SA-E345](#) [BU1508-E3/45](#) [BU1510-E3/45](#) [KBPC50-10S](#) [RS405GL-BP](#) [GBJ1502-BP](#) [GBU6M](#) [GSIB1520-E3/45](#)
[2KBB10](#) [36MB140A](#) [TB102M](#) [MB1510](#) [MB86](#) [TL401G](#) [MDA920A2](#) [TU602](#) [TU810](#) [MP5010W-BP](#) [MP501W-BP](#) [MP502-BP](#)
[BR84DTP204](#) [BU1508-E3/51](#) [KBPC25-02](#) [VS-110MT120KPBF](#) [VS-2KBB60](#) [VS-60MT120KPBF](#) [VS-60MT80KPBF](#) [DB105-BP](#) [DF1510S](#)
[VS-40MT160PAPBF](#) [VISKBU8K-E4/51](#) [36MT100](#) [GBU4G-BP](#) [GBU6B-E3/51](#) [DF15005S-E3/77](#) [GSIB15A80-E3/45](#) [DB104-BP](#)