

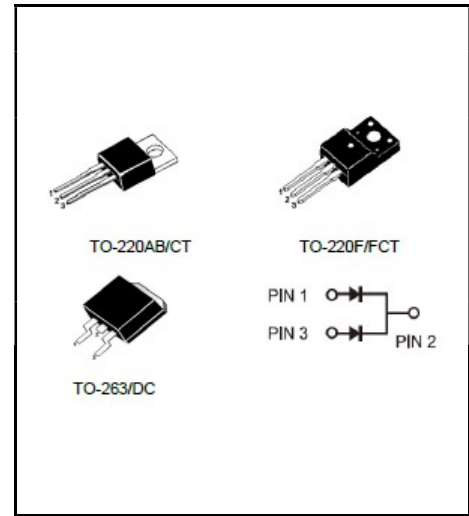
**SCHOTTKY BARRIER RECTIFIER**
**Reverse Voltage - 150 V**
**Forward Current - 60 A**

**Features**

- ◆ Low forward voltage
- ◆ High current capability
- ◆ High forward surge capability
- ◆ Low power losses, High efficiency
- ◆ Guarding for over voltage protection
- ◆ Lead free in comply with EU RoHS 2011/65/EU directives

**Mechanical Data**

- ◆ Case: TO-220AB/CT TO-220F/FCT TO-263/DC
- ◆ Solder bath temperature 275°C maximum, 10s per JESD22-106


**Primary Characteristic**

<b>I<sub>o</sub></b>	<b>2*30A</b>
<b>V<sub>RRM</sub></b>	<b>150V</b>
<b>I<sub>FSM</sub></b>	<b>450A</b>
<b>V<sub>F</sub></b>	<b>0.76V</b>
<b>T<sub>J</sub> Max</b>	<b>150°C</b>

**Maximum Ratings (Per Leg) at Ta=25°C unless otherwise specified**

Parameter		Symbols	Value	Units
Maximum Repetitive Peak Reverse Voltage		<b>V<sub>RRM</sub></b>	150	<b>V</b>
Maximum RMS voltage		<b>V<sub>RMS</sub></b>	150	<b>V</b>
Maximum DC Blocking Voltage		<b>V<sub>DC</sub></b>	150	<b>V</b>
Maximum Average Forward Rectified Current	Per Leg	<b>I<sub>o</sub></b>	30	<b>A</b>
	Total		60	
Peak Forward Surge Current, 8.3ms Single Half Sine-wave		<b>I<sub>FSM</sub></b>	450	<b>A</b>
Operating Temperature Range		<b>T<sub>J</sub></b>	175	<b>°C</b>
Storage Temperature Range		<b>T<sub>STG</sub></b>	-40 ~ +175	<b>°C</b>
Typical Thermal Resistance <sup>(Note1)</sup> TO-220AB, TO-263 TO-220F		<b>R<sub>θJA</sub> R<sub>θJC</sub></b>	2/4	<b>°C/W</b>

**Note1: Thermal resistance from Junction to case per leg mounted on heatsink.**
**Electrical Characteristics (Per Leg) unless otherwise specified**

Characteristics		Symbols	Value		Units
Forward Voltage Drop(Note2)		<b>V<sub>F</sub></b>	<b>Typ</b>	<b>Max</b>	<b>V</b>
at I <sub>F</sub> =10A	TA=25°C		0.76	-	
	TA=125°C		0.63	-	
at I <sub>F</sub> =20A	TA=25°C		0.83	0.88	
	TA=125°C		0.71	-	
at I <sub>F</sub> =30A	TA=25°C		0.87	0.93	
	TA=125°C		0.76	-	
Maximum Reverse Current at V <sub>R</sub> =150V	TA=25°C		<b>I<sub>R</sub></b>	5	
	TA=125°C	3		-	<b>mA</b>

**Note2: Pulse test: 300 μs pulse width, 1 % duty cycle**

**Ratings and Characteristic Curves**

FIG.1 MAXIMUM FORWARD CURRENT DERATING CURVE

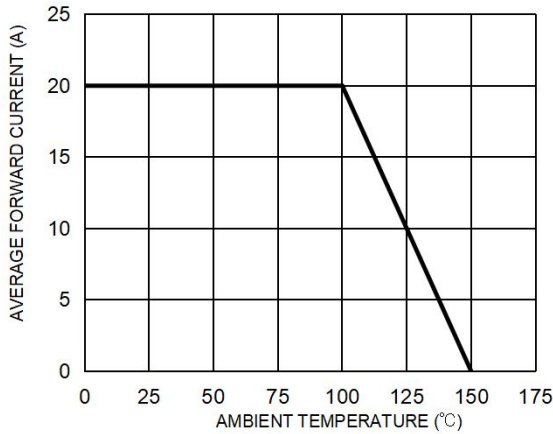


FIG. 2 MAXIMUM NON-REPETITIVE FORWARD SURGE CURRENT PER LEG

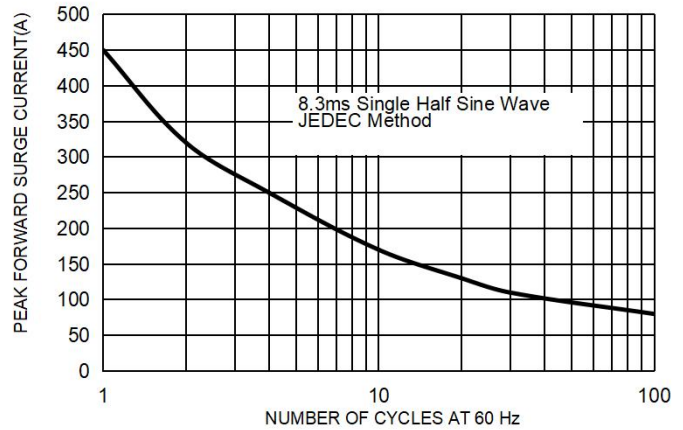


FIG. 3 TYPICAL FORWARD CHARACTERISTICS PER LEG

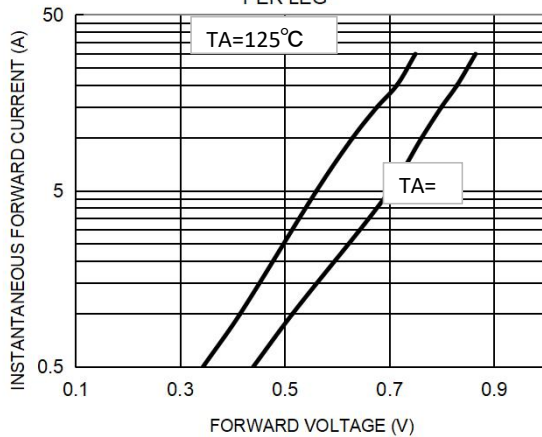
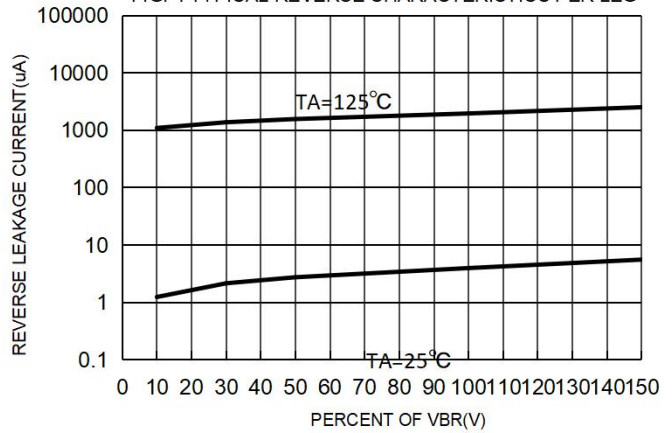
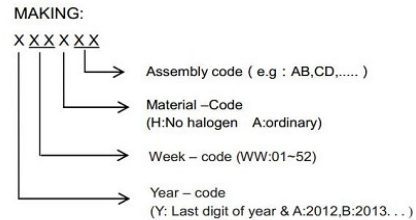
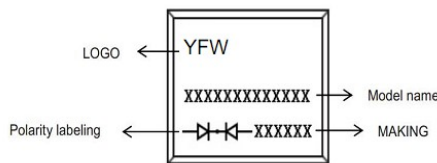


FIG. 4 TYPICAL REVERSE CHARACTERISTICS PER LEG



**Marking On The Body**



**Ordering Information**

Part Number	Package	Unit Weight	Base Quantity	Delivery mode
MBR60150CT	TO-220AB	0.07oz(1.96g)	50 pcs / tube	1000pcs/box 5000pcs/carton
MBR60150FCT	TO-220F	0.06oz(1.74g)	50 pcs / tube	1000pcs/box 5000pcs/carton
MBR60150DC	TO-263	0.04oz(1.16g)	50 pcs / tube	1000pcs/box 5000pcs/carton
MBR60150DC-R	TO-263	0.04oz(1.16g)	800 pcs / reel	800pcs/box4000pcs/carton

Note: For Halogen Free molding compound, add "H" suffix to part number above.

Package Outline Dimensions Millimeters

TO-220AB

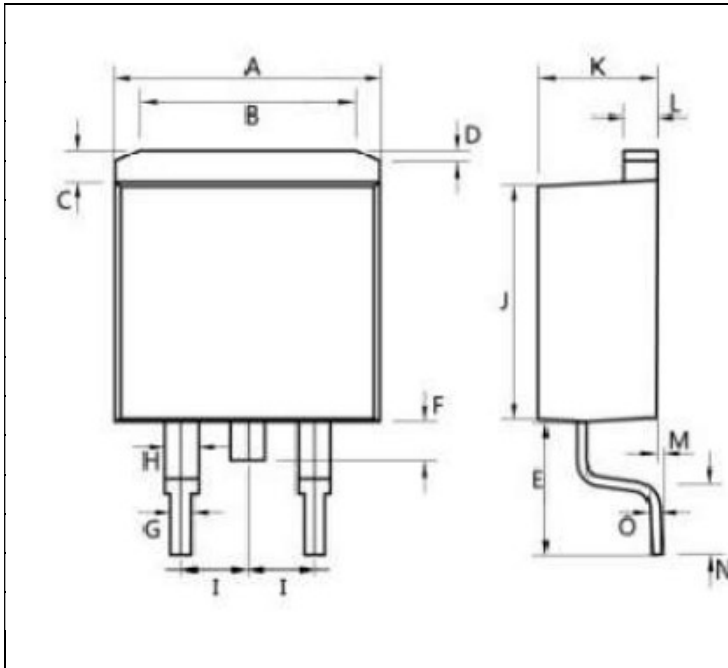
	Dim.	Min.	Max.
	A	10.15	10.35
	B	2.65	2.95
	C	3.70	3.90
	D	28.5	29.5
	E	1.30	1.45
	F	6.35	6.55
	G	2.9	3.3
	H	15.0	16.0
	I	0.38	0.42
	J	4.45	4.55
	K	1.25	1.35
	L	Typ 5.08	
	M	Typ 2.54	
N	3.1	3.3	
O	0.76	0.84	
All Dimensions in millimeter			

TO-220F

	Dim.	Min.	Max.
	A	9.95	10.25
	B	2.95	3.25
	C	1.25	1.45
	D	12.95	13.25
	E	0.50	0.65
	F	3.1	3.3
	G	1.30	1.45
	H	Typ 2.54	
	I	Typ 5.08	
	J	4.60	4.75
	K	2.50	2.65
	L	6.35	6.55
	M	15.4	16.0
	N	2.75	3.05
	O	0.48	0.52
P	0.76	0.84	
All Dimensions in millimeter			

Package Outline Dimensions Millimeters

TO-263



DIM.	Min.	Max.
A	10.1	10.2
B	7.4	7.6
C	1.3	1.5
D	0.55	0.75
E	5.0	6.0
F	1.4	1.6
G	0.78	0.86
H	1.2	1.3
I	Typ 2.54	
J	8.4	8.6
K	4.45	4.55
L	1.25	1.35
M	0.02	0.1
N	2.4	2.8
O	0.36	0.40
ALL Dimensions in millimeter		

## X-ON Electronics

Largest Supplier of Electrical and Electronic Components

*Click to view similar products for [Schottky Diodes & Rectifiers](#) category:*

*Click to view products by [YFW Electronics](#) manufacturer:*

Other Similar products are found below :

[MA4E2039](#) [MA4E2508M-1112](#) [MBR0530L-TP](#) [MBR10100CT-BP](#) [MBR1545CT](#) [MMBD301M3T5G](#) [RB160M-50TR](#)  
[BAS16E6433HTMA1](#) [BAS 3010S-02LRH E6327](#) [BAT 54-02LRH E6327](#) [IDL02G65C5XUMA1](#) [NSR05F40QNXT5G](#) [NSVR05F40NXT5G](#)  
[NTE555](#) [JANS1N6640](#) [SB07-03C-TB-H](#) [SK310-T](#) [SK33A-TP](#) [SK34B-TP](#) [SS3003CH-TL-E](#) [PDS3100Q-7](#) [GA01SHT18](#)  
[CRS10I30A\(TE85L,QM](#) [MA4E2501L-1290](#) [MBRB30H30CT-1G](#) [JANTX1N5712-1](#) [SB007-03C-TB-E](#) [SK33B-TP](#) [SK35A-TP](#) [SK38B-LTP](#)  
[NTE505](#) [NTSB30U100CT-1G](#) [VS-6CWQ10FNHM3](#) [CRG04\(T5L,TEMQ\)](#) [ACDBA1100LR-HF](#) [ACDBA1200-HF](#) [ACDBA240-HF](#)  
[ACDBA3100-HF](#) [CDBQC0530L-HF](#) [ACDBA260LR-HF](#) [ACDBA1100-HF](#) [MA4E2502L-1246](#) [10BQ015-M3/5BT](#) [10BQ060-M3/5BT](#)  
[NRVB130LSFT1G](#) [CRS08TE85LQM](#) [PMAD1108-LF](#) [B120Q-13-F](#) [1N5819T-G](#) [B0530WSQ-7-F](#)