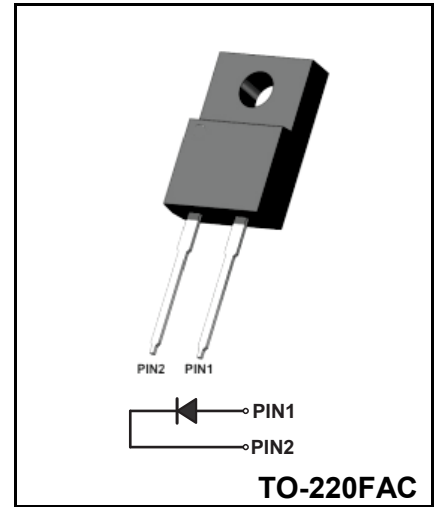


Fast Recovery Epi Diodes

Reverse Voltage - 600 V

Forward Current – 16 A



Features

- ◆ High frequency operation
- ◆ High surge forward current capability
- ◆ High purity, high temperature epoxy encapsulation for enhanced mechanical strength and moisture resistance
- ◆ Guard ring for enhanced ruggedness and long term reliability
- ◆ Solder dip 275 °C max. 7s, per JESD 22-B106

Mechanical Data

- ◆ Case: TO-220FAC
- ◆ Approx Weight 2.15g(0.076oz)
- ◆ Lead free finish, RoHS compliant
- ◆ Case Material: “Green” molding compound, UL flammability classification 94V-0, “Halogen-free”.

Maximum Ratings (Per Leg) At Ta=25°C Unless Otherwise Specified

Parameter	Symbols	Value	Units
Maximum Repetitive Peak Reverse Voltage	V_{RRM}	600	V
Maximum RMS voltage	V_{RMS}	420	V
Maximum DC Blocking Voltage	V_{DC}	600	V
Maximum Average Forward Rectified Current @Tc=100°C	$I_{F(AV)}$	16	A
Peak Forward Surge Current, 8.3ms Single Half Sine-wave Superimposed on Rated Load (JEDEC method)	I_{FSM}	150	A
Instantaneous forward voltage at 16A	V_F	1.60	V
Maximum instantaneous reverse current at rated DC blocking voltage	I_R	10 500	uA
		Ta=25°C Ta=125°C	
Maximum Reverse Recovery Time NOTE 1	t_{rr}	35	nS
Maximum Thermal Resistance Junction To Case	$R_{\theta JC}$	4	°C/W
Operation Junction Temperature and Storage Temperature	T_J, T_{STG}	-55 ~ +150	°C

Note1: Reverse recovery test conditions IF=0.5A, IR=1.0A, Irr=0.25A

Ratings and Characteristic Curves

Fig.1 TYPICAL FORWARD CURRENT DERATING CURVE

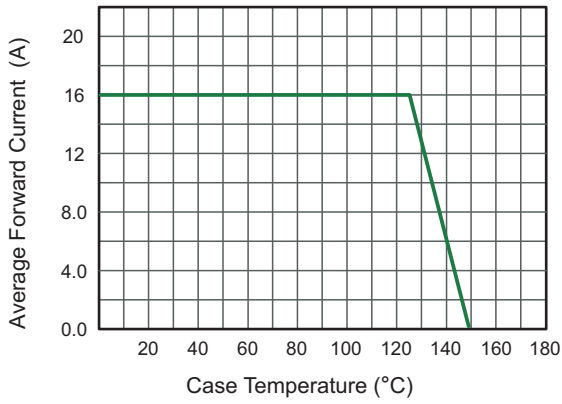


Fig.2 Typical Reverse Characteristics

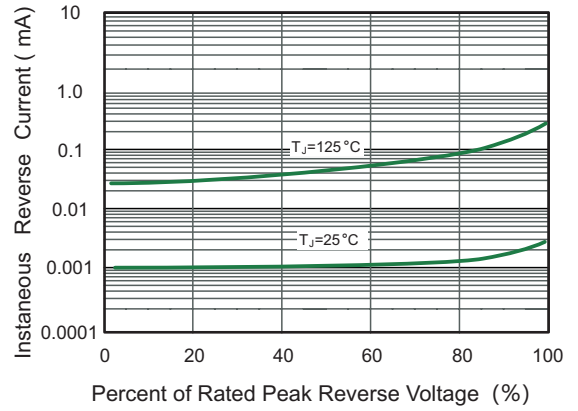


Fig.3 Typical Forward Characteristics

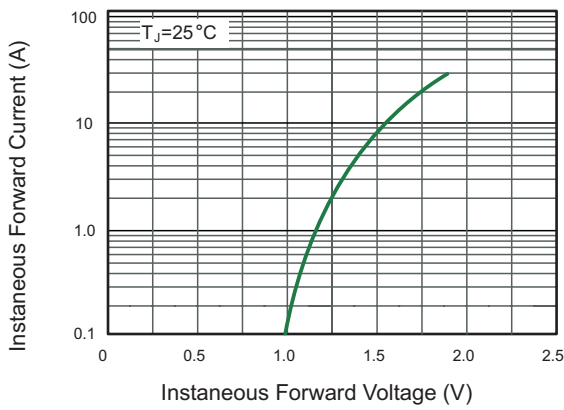
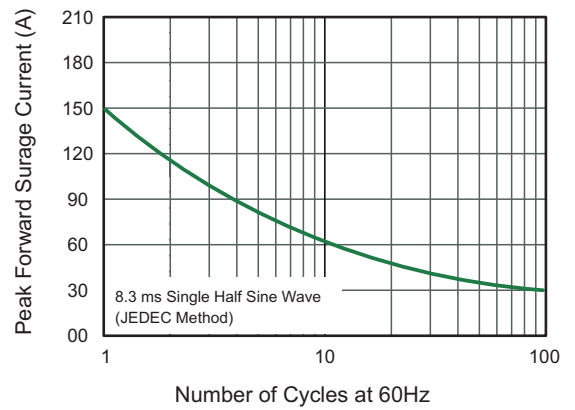
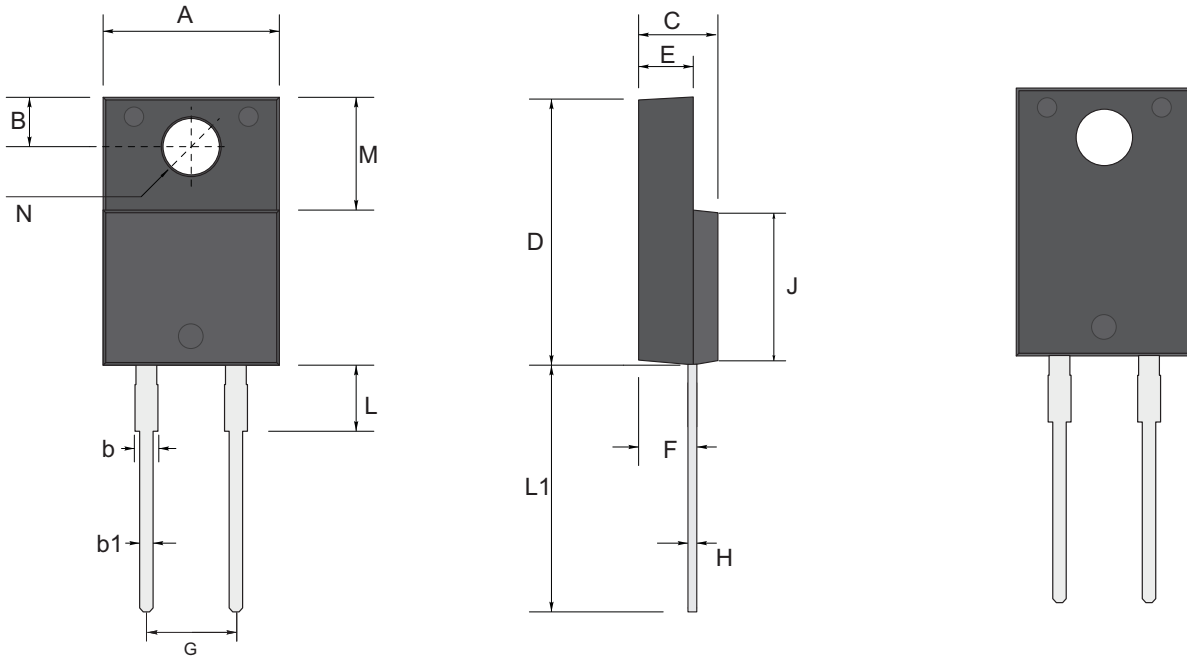


Fig.4 Maximum Non-Repetitive Peak Forward Surge Current



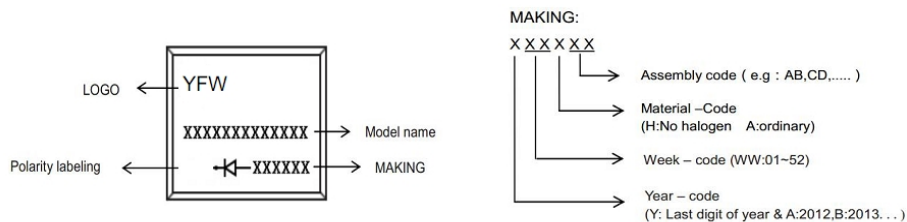
Package Outline Dimensions Millimeters



TO-220FAC

UNIT		A	B	b	b1	C	D	E	F	G	H	L	L1	M	N
mm	max	10.5	2.85	1.4	0.8	4.7	16.0	2.9	2.8	5.1 TYPICAL	0.70	2.9	14.3	7.0	3.4 TYPICAL
	typ	10.0	2.70	1.2	0.6	4.5	15.0	2.7	2.7		0.55	2.5	13.5	6.8	
	min	9.85	2.54	1.1	0.5	4.4	14.7	2.5	2.5		0.41	2.3	13.0	6.3	
mil	max	413	112	55	31	185	630	114	110	200 TYPICAL	27	114	563	276	133 TYPICAL
	typ	394	106	47	24	177	590	106	106		22	98	531	267	
	min	388	100	43	20	173	580	98	98		16	91	512	248	

Marking on the body



Ordering information

Part Number	Package	Unit Weight	Base Quantity	Delivery mode
MUR1660FAC	TO-220FAC	0.06oz(1.7g)	50 pcs / tube	1000pcs/box 5000pcs/carton

Note: For Halogen Free molding compound, add "H" suffix to part number above.

X-ON Electronics

Largest Supplier of Electrical and Electronic Components

Click to view similar products for [Rectifiers](#) category:

Click to view products by [YFW Electronics](#) manufacturer:

Other Similar products are found below :

[70HFR40](#) [FR105 R0](#) [RL252-TP](#) [1N5397](#) [1N4005-TR](#) [1N4007-BP](#) [UFS120Je3/TR13](#) [20ETS12S](#) [RRE02VS6SGTR](#) [MS306](#) [A1N5404G-G](#)
[CRF02\(T5L,TEMQ\)](#) [ACGRB207-HF](#) [CLH07\(TE16L,Q\)](#) [CLH03\(TE16L,Q\)](#) [1N5395-TP](#) [UES1302](#) [ACGRC307-HF](#) [ACEFC304-HF](#) [DZ-](#)
[1380](#) [85HFR60](#) [40HFR60](#) [70HF120](#) [85HFR80](#) [SCF7500](#) [SM100](#) [ACGRA4001-HF](#) [SKN70/08](#) [NTE5819](#) [NTE5827](#) [NTE5828](#) [NTE5911](#)
[NTE5915](#) [NTE6104](#) [NTE6163](#) [NTE6164](#) [NTE6165](#) [NTE6364](#) [TSD3G](#) [SET130312](#) [NRVUS110VT3G](#) [UES1106](#) [UES1306](#)
[NRVUS240VT3G](#) [D5FE60-5063](#) [R4000GPS-TP](#) [D4015L56TP](#) [UES1306HR2](#) [FX20K120](#) [D20XB60-7101](#)