

**ULTRAFST RECOVERY RECTIFIERS**

**Reverse Voltage - 200 V**

**Forward Current - 30 A**




**FEATURES**

- ◆High speed switching capability
- ◆High current capability
- ◆High forward surge capability
- ◆Low power losses, High efficiency
- ◆For use in low voltage, high frequency inverters
- ◆Lead free in comply with EU RoHS 2011/65/EU directives

**MECHANICAL DATA**

- ◆Case: TO-247/PT TO-247/PTS
- ◆Solder bath temperature 275°C maximum, 10s per JESD22-106



**Primary Characteristic**

<b>I<sub>o</sub></b>	<b>2*15A</b>
<b>V<sub>RRM</sub></b>	<b>200V</b>
<b>I<sub>FSM</sub></b>	<b>150A</b>
<b>V<sub>F</sub></b>	<b>0.88V</b>
<b>T<sub>J</sub> Max</b>	<b>175°C</b>

**Maximum Ratings (Per Leg) at Ta=25°C unless otherwise specified**

Parameter	Symbols	Value	Units
Maximum Repetitive Peak Reverse Voltage	<b>V<sub>RRM</sub></b>	200	<b>V</b>
Maximum RMS voltage	<b>V<sub>RMS</sub></b>	200	<b>V</b>
Maximum DC Blocking Voltage	<b>V<sub>DC</sub></b>	200	<b>V</b>
Maximum Average Forward Rectified Current	Per Leg	15	<b>A</b>
	Total	30	
Peak Forward Surge Current, 8.3ms Single Half Sine-wave	<b>I<sub>FSM</sub></b>	150	<b>A</b>
Operating Temperature Range	<b>T<sub>J</sub></b>	175	<b>°C</b>
Storage Temperature Range	<b>T<sub>STG</sub></b>	-55 ~ +175	<b>°C</b>
Typical Thermal Resistance (Note1) TO-247/PT TO-247/PTS	<b>R<sub>θJA</sub> R<sub>θJC</sub></b>	2	<b>°C/W</b>

**Note1: Thermal resistance from Junction to case per leg mounted on heatsink.**

**Electrical Characteristics (Per Leg) unless otherwise specified**

Characteristics	Symbols	Value		Units	
		Typ	Max		
Forward Voltage Drop(Note2) at IF=3A at IF=5A at IF=15A	<b>V<sub>F</sub></b>	TA=25°C	0.79	-	<b>V</b>
		TA=125°C	0.65	-	
		TA=25°C	0.84	-	
		TA=125°C	0.71	-	
		TA=25°C	0.98	1.05	
		TA=125°C	0.88	-	
Maximum Reverse Current at V <sub>R</sub> =200V	<b>I<sub>R</sub></b>	TA=25°C	0.1	10	<b>uA</b>
		TA=25°C	2	-	<b>uA</b>
Maximum Reverse Recovery Time at IF=0.5A, IR=1A, IRR=0.25A	<b>T<sub>RR</sub></b>	-	25	<b>nS</b>	

**Note2: Pulse test: 300 μs pulse width, 1 % duty cycle**

**RATINGS AND CHARACTERISTIC CURVES**

FIG.1 MAXIMUM FORWARD CURRENT DERATING CURVE

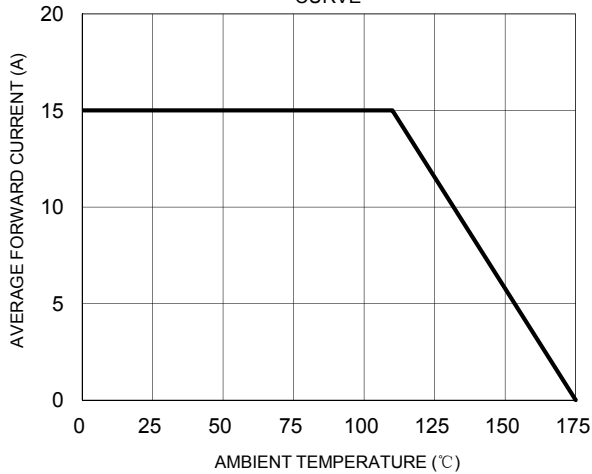


FIG. 2 MAXIMUM NON-REPETITIVE FORWARD SURGE CURRENT PER LEG

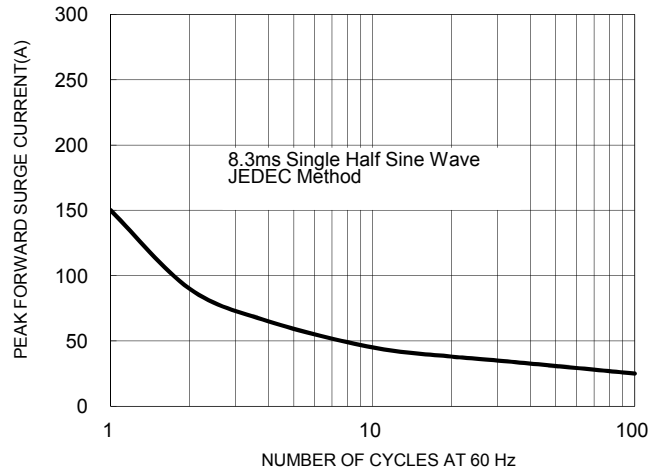


FIG. 3 TYPICAL FORWARD CHARACTERISTICS PER LEG

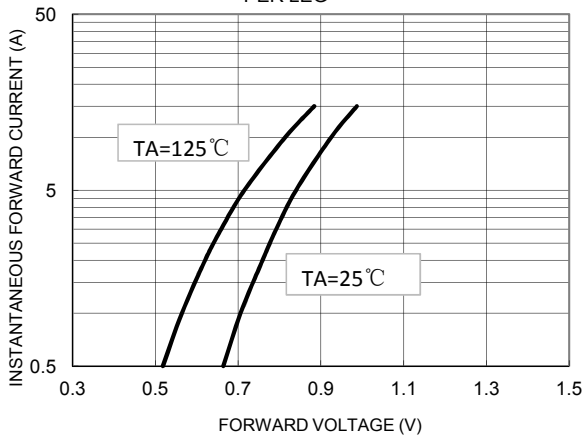
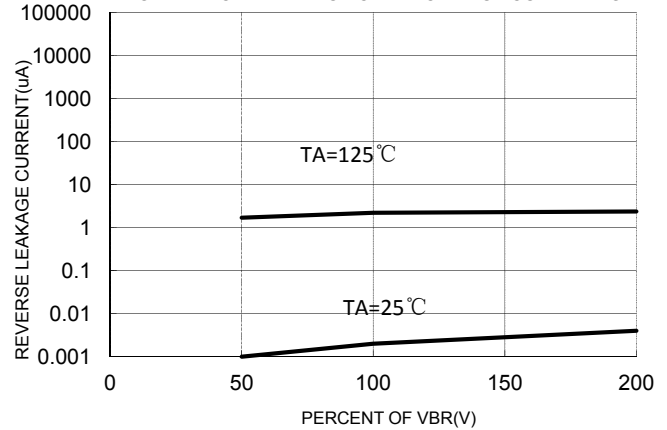
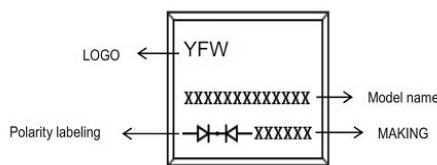


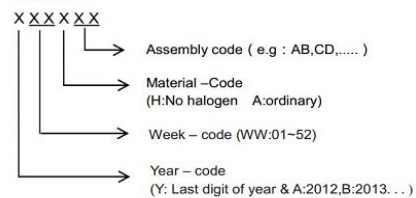
FIG. 4 TYPICAL REVERSE CHARACTERISTICS PER LEG



**Marking on the body**



**MAKING:**



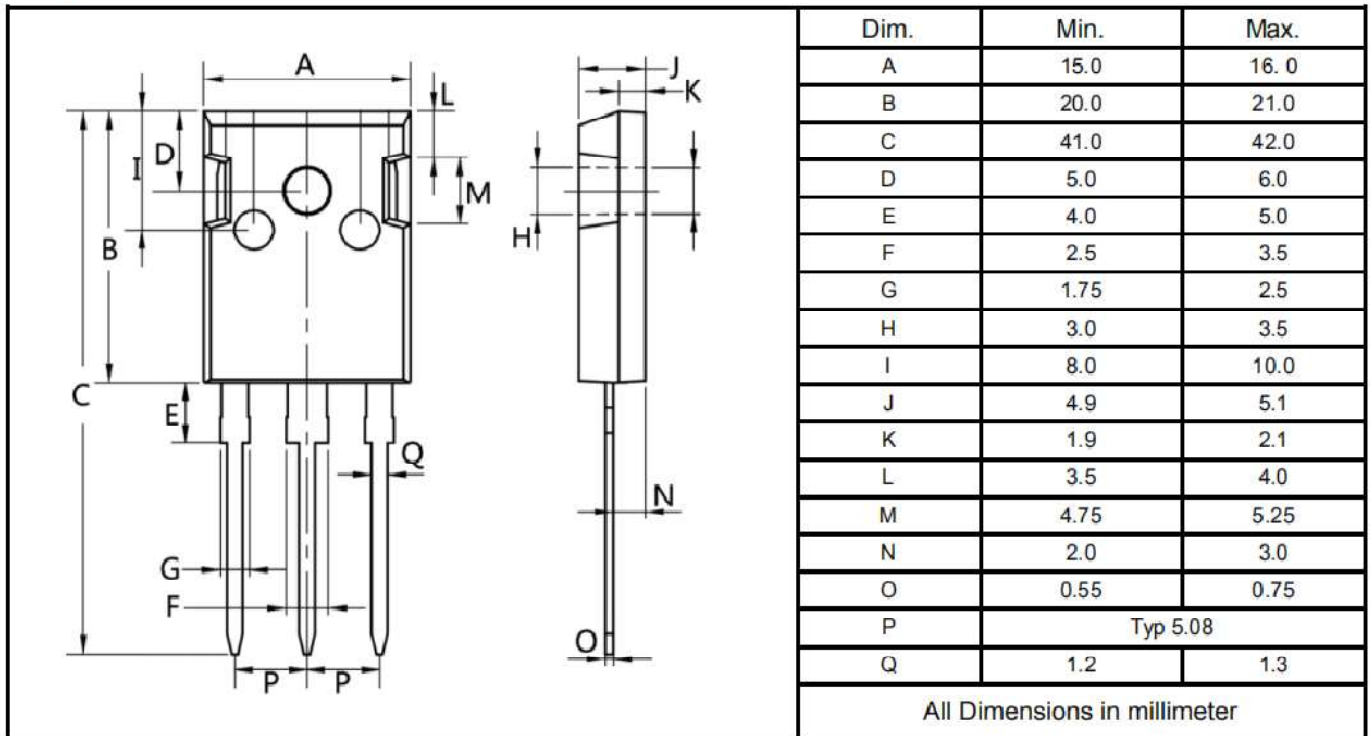
**Ordering information**

Part Number	Package	Unit Weight	Base Quantity	Delivery mode
MUR3020PT	TO-247	0.209oz(5.93g)	30 pcs / tube	600pcs/box 2400pcs/carton
MUR3020PTS	TO-247S	0.158oz(4.48g)	30 pcs / tube	600pcs/box 2400pcs/carton

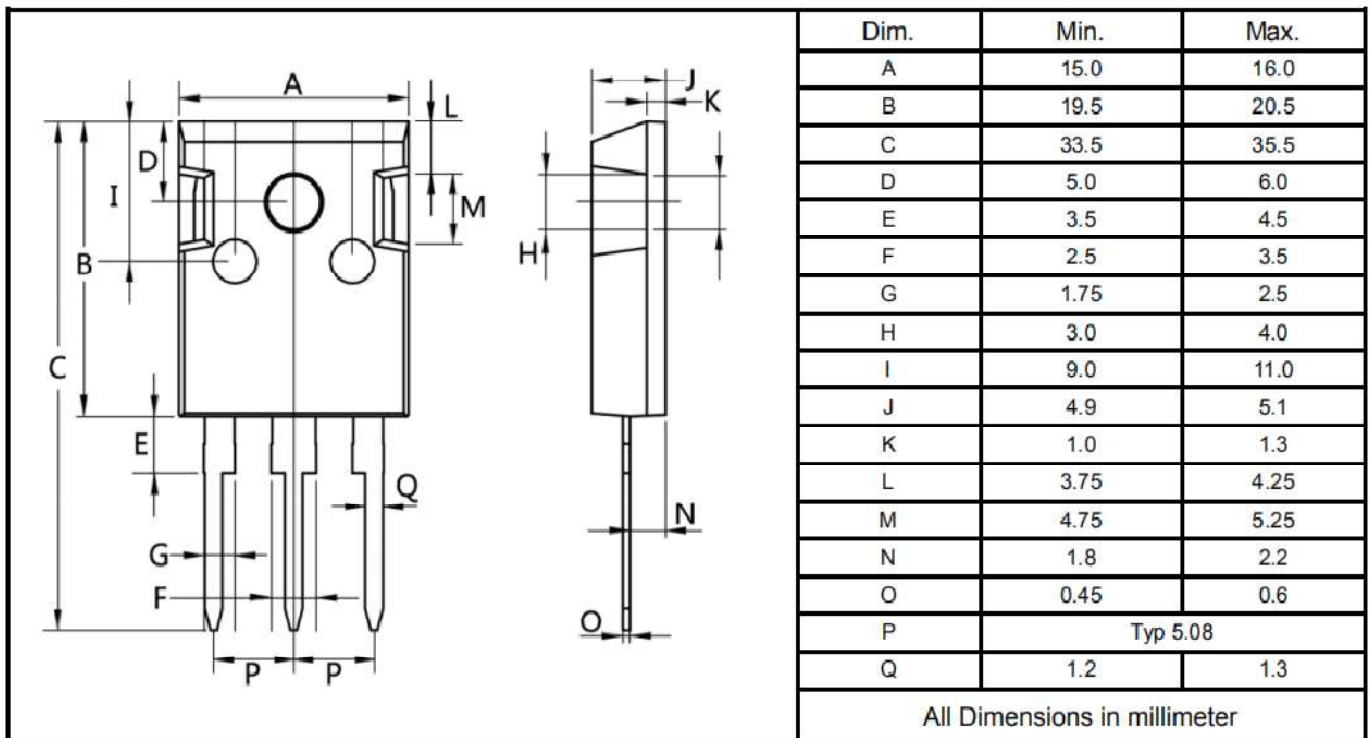
Note: For Halogen Free molding compound, add "H" suffix to part number above.

Package Outline Dimensions millimeters

**TO-247**



**TO-247S**



## X-ON Electronics

Largest Supplier of Electrical and Electronic Components

*Click to view similar products for [Rectifiers](#) category:*

*Click to view products by [YFW Electronics](#) manufacturer:*

Other Similar products are found below :

[70HFR40](#) [FR105 R0](#) [RL252-TP](#) [1N5397](#) [1N4005-TR](#) [1N4007-BP](#) [UFS120Je3/TR13](#) [20ETS12S](#) [RRE02VS6SGTR](#) [MS306](#) [A1N5404G-G](#)  
[CRF02\(T5L,TEMQ\)](#) [ACGRB207-HF](#) [CLH07\(TE16L,Q\)](#) [CLH03\(TE16L,Q\)](#) [1N5395-TP](#) [UES1302](#) [ACGRC307-HF](#) [ACEFC304-HF](#) [DZ-](#)  
[1380](#) [85HFR60](#) [40HFR60](#) [70HF120](#) [85HFR80](#) [SCF7500](#) [SM100](#) [ACGRA4001-HF](#) [SKN70/08](#) [NTE5819](#) [NTE5827](#) [NTE5828](#) [NTE5911](#)  
[NTE5915](#) [NTE6104](#) [NTE6163](#) [NTE6164](#) [NTE6165](#) [NTE6364](#) [TSD3G](#) [SET130312](#) [NRVUS110VT3G](#) [UES1106](#) [UES1306](#)  
[NRVUS240VT3G](#) [D5FE60-5063](#) [R4000GPS-TP](#) [D4015L56TP](#) [UES1306HR2](#) [FX20K120](#) [D20XB60-7101](#)