


ULTRAFST RECOVERY RECTIFIERS
Reverse Voltage - 400 V
Forward Current - 40 A
FEATURES

- ◆High speed switching capability
- ◆High current capability
- ◆High forward surge capability
- ◆Low power losses, High efficiency
- ◆For use in low voltage, high frequency inverters
- ◆Lead free in comply with EU RoHS 2011/65/EU directives

MECHANICAL DATA

- ◆Case: TO-247/PT TO-247/PTS
- ◆Solder bath temperature 275°C maximum, 10s per JESD22-106


Primary Characteristic

I_o	2*20A
V_{RRM}	400V
I_{FSM}	340A
V_F	1.00V
T_J Max	150°C

Maximum Ratings (Per Leg) at Ta=25°C unless otherwise specified

Parameter	Symbols	Value	Units
Maximum Repetitive Peak Reverse Voltage	V_{RRM}	400	V
Maximum RMS voltage	V_{RMS}	280	V
Maximum DC Blocking Voltage	V_{DC}	400	V
Maximum Average Forward Rectified Current	Per Leg	20	A
	Total	40	
Peak Forward Surge Current, 8.3ms Single Half Sine-wave	I_{FSM}	340	A
Operating Temperature Range	T_J	150	°C
Storage Temperature Range	T_{STG}	-40 ~ +150	°C
Typical Thermal Resistance (Note1) TO-247/PT TO-247/PTS	R_{θJA} R_{θJC}	2	°C/W

Note1: Thermal resistance from Junction to case per leg mounted on heatsink.
Electrical Characteristics (Per Leg) unless otherwise specified

Characteristics	Symbols	Value		Units	
		Typ	Max		
Forward Voltage Drop(Note2)	V_F	0.88	-	V	
at I _F =5A					TA=25°C
		TA=125°C			
at I _F =10A		TA=25°C	1.00		-
		TA=125°C	0.81		-
at I _F =20A		TA=25°C	1.20		1.39
	TA=125°C	1.00	-		
Maximum Reverse Current at V _R =400V	I_R	0.1	1	uA	
		10	-	uA	
Maximum Reverse Recovery Time at I _F =0.5A, I _R =1A, I _{RR} =0.25A	T_{RR}	-	35	nS	

Note2: Pulse test: 300 μs pulse width, 1 % duty cycle

RATINGS AND CHARACTERISTIC CURVES

FIG.1 MAXIMUM FORWARD CURRENT DERATING CURVE

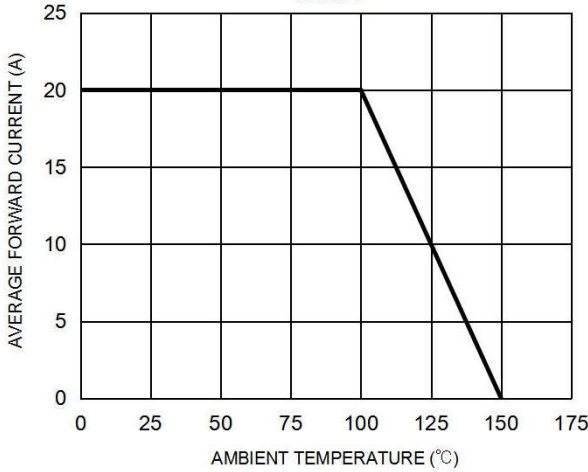


FIG. 2 MAXIMUM NON-REPETITIVE FORWARD SURGE CURRENT PER LEG

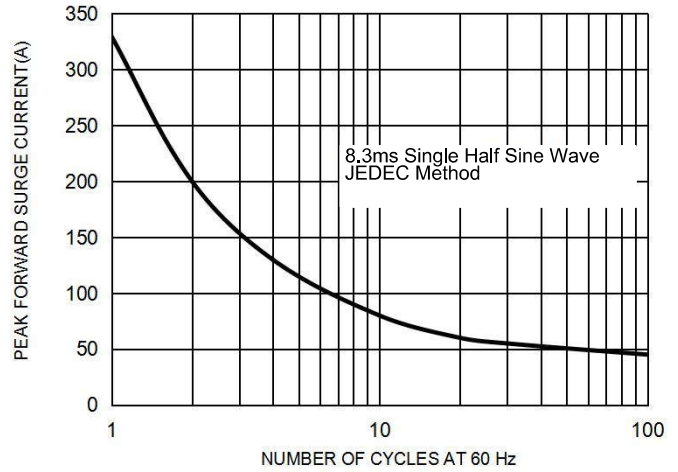


FIG. 3 TYPICAL FORWARD CHARACTERISTICS PER LEG

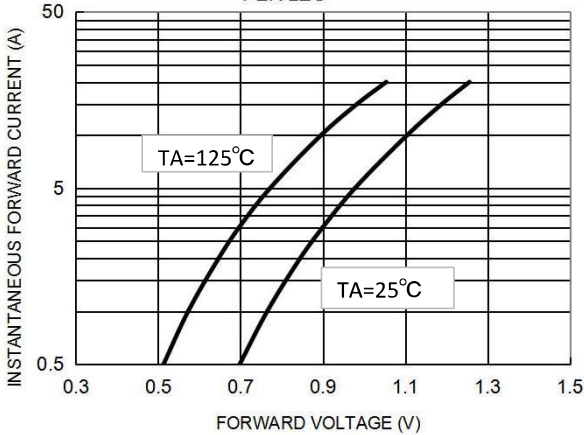
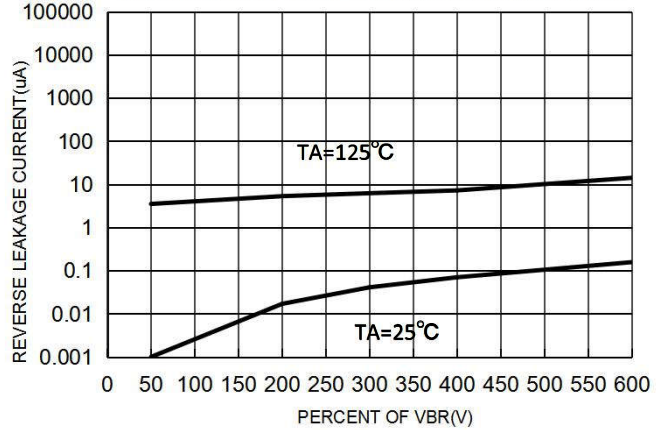
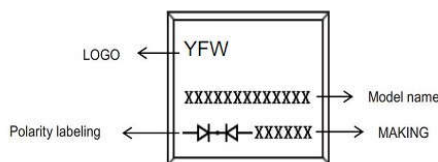


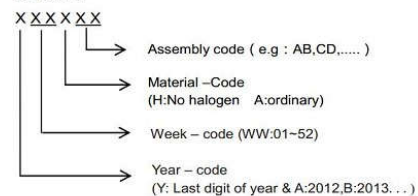
FIG. 4 TYPICAL REVERSE CHARACTERISTICS PER LEG



Marking on the body



MAKING:



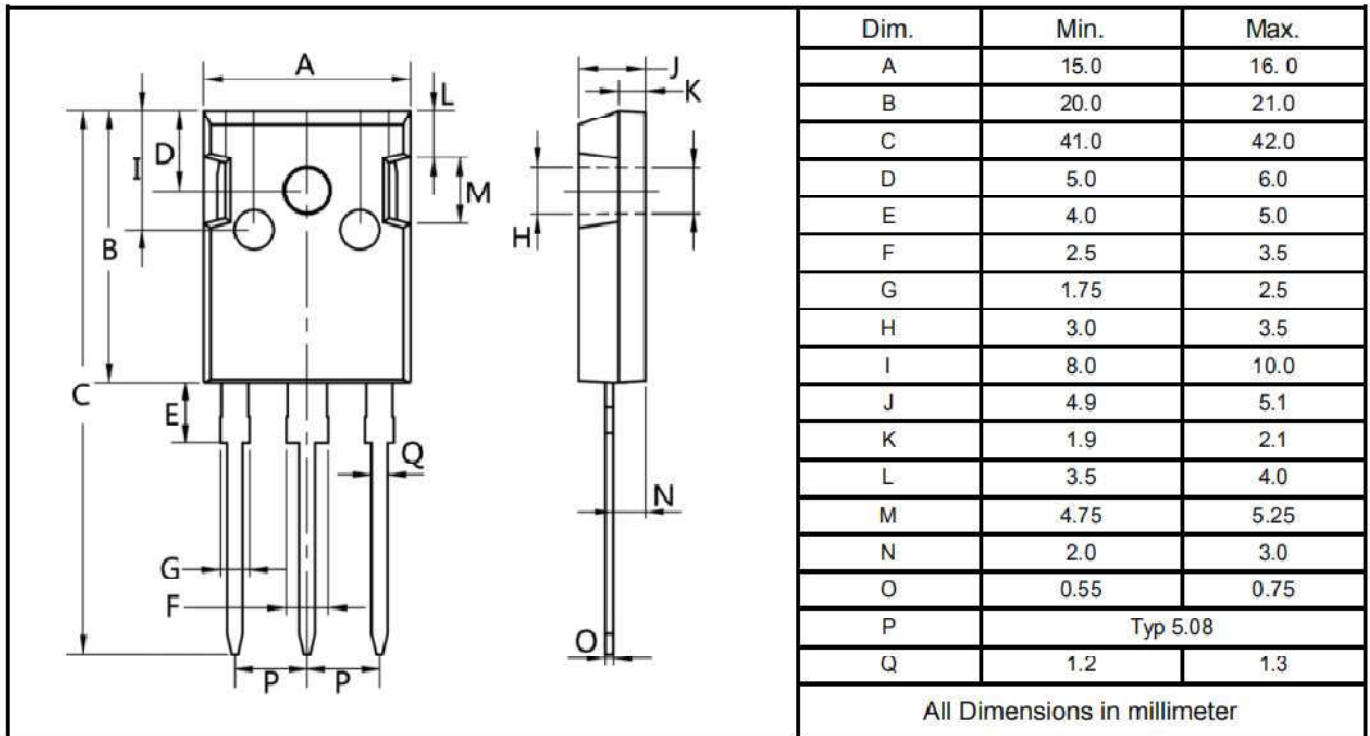
Ordering information

Part Number	Package	Unit Weight	Base Quantity	Delivery mode
MUR4040PT	TO-247	0.209oz(5.93g)	30 pcs / tube	600pcs/box 2400pcs/carton
MUR4040PTS	TO-247S	0.158oz(4.48g)	30 pcs / tube	600pcs/box 2400pcs/carton

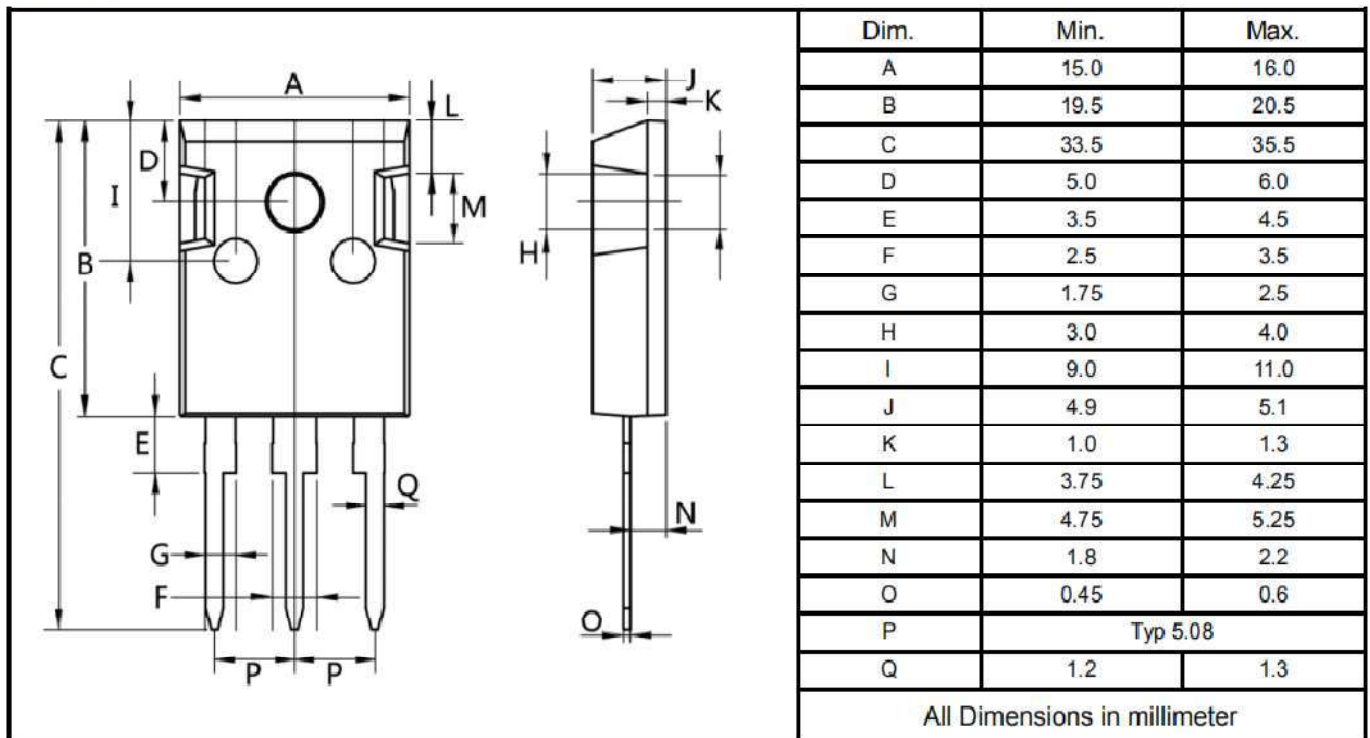
Note: For Halogen Free molding compound, add "H" suffix to part number above.

Package Outline Dimensions millimeters

TO-247



TO-247S



X-ON Electronics

Largest Supplier of Electrical and Electronic Components

Click to view similar products for [Rectifiers](#) category:

Click to view products by [YFW Electronics](#) manufacturer:

Other Similar products are found below :

[70HFR40](#) [FR105 R0](#) [RL252-TP](#) [1N5397](#) [1N4005-TR](#) [1N4007-BP](#) [UFS120Je3/TR13](#) [20ETS12S](#) [RRE02VS6SGTR](#) [MS306](#) [A1N5404G-G](#)
[CRF02\(T5L,TEMQ\)](#) [ACGRB207-HF](#) [CLH07\(TE16L,Q\)](#) [CLH03\(TE16L,Q\)](#) [1N5395-TP](#) [UES1302](#) [ACGRC307-HF](#) [ACEFC304-HF](#) [DZ-](#)
[1380](#) [85HFR60](#) [40HFR60](#) [70HF120](#) [85HFR80](#) [SCF7500](#) [SM100](#) [ACGRA4001-HF](#) [SKN70/08](#) [NTE5819](#) [NTE5827](#) [NTE5828](#) [NTE5911](#)
[NTE5915](#) [NTE6104](#) [NTE6163](#) [NTE6164](#) [NTE6165](#) [NTE6364](#) [TSD3G](#) [SET130312](#) [NRVUS110VT3G](#) [UES1106](#) [UES1306](#)
[NRVUS240VT3G](#) [D5FE60-5063](#) [R4000GPS-TP](#) [D4015L56TP](#) [UES1306HR2](#) [FX20K120](#) [D20XB60-7101](#)