

**High Efficiency Rectifiers**

**Reverse Voltage - 400V**


**Forward Current - 40A**

**Features**

- ◆ Glass passivated chip junctions
- ◆ High Speed recovery time for switching mode application
- ◆ High Forward Surge Capability
- ◆ Low Reverse Current
- ◆ Lead free in compliance with EU RoHS 2011/65/EU directive

**Mechanical Data**

- ◆ Leads: Solderable per mil-std-202, Method 208
- ◆ Polarity: as marked
- ◆ Mounting torque: 5 in-lbs maximum
- ◆ Terminals: Puretin plated
- ◆ Weight: 5.85 grams



**Maximum Ratings & Electrical Characteristics**

Rating	Symbol	Value	Unit
Maximum Repetitive Reverse Voltage	<b>V<sub>RRM</sub></b>	400	<b>V</b>
Maximum RMS voltage	<b>V<sub>RMS</sub></b>	280	<b>V</b>
DC Blocking Voltage	<b>V<sub>DC</sub></b>	400	<b>V</b>
Average Forward Current per device per diode	<b>I<sub>F</sub></b>	40 20	<b>A</b>
Max.Forward Surge Current ,8.3ms single half sine-wave superimposed on rated load	<b>I<sub>FSM</sub></b>	500	<b>A</b>
Typical Forward Voltage at I <sub>F</sub> =20A	<b>V<sub>F</sub></b>	1.30	<b>V</b>
Max. DC Reverse Current at Rated DC Blocking Voltage	<b>I<sub>R</sub></b>	5 250	<b>μA</b>
		<i>T<sub>A</sub> = 25°C</i> <i>T<sub>A</sub> = 125°C</i>	
Typical Reverse Recovery Time (Note 1)	<b>T<sub>RR</sub></b>	50	<b>nS</b>
Typical Thermal Resistance(Note 2)	<b>R<sub>θ-JC</sub></b>	1.5	<b>°C/W</b>
Operating Junction Temperature Range	<b>T<sub>J</sub></b>	-55 to +150	<b>°C</b>
Storage Temperature Range	<b>T<sub>STG</sub></b>	-55 to +150	<b>°C</b>

NOTES:

1. Reverse Recovery Test Conditions: I<sub>F</sub>=0.5A, I<sub>R</sub>=1A, I<sub>rr</sub>=0.25A.
2. Thermal resistance from junction to case.

**Ratings and Characteristic Curves**

FIG. 1 - TYPICAL FORWARD CURRENT DERATING CURVE

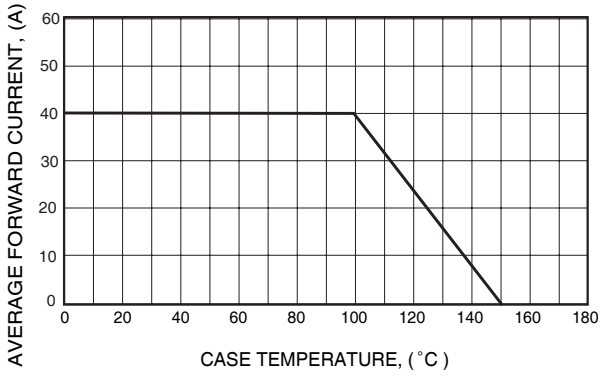


FIG. 2 - MAXIMUM NON-REPETITIVE FORWARD SURGE CURRENT

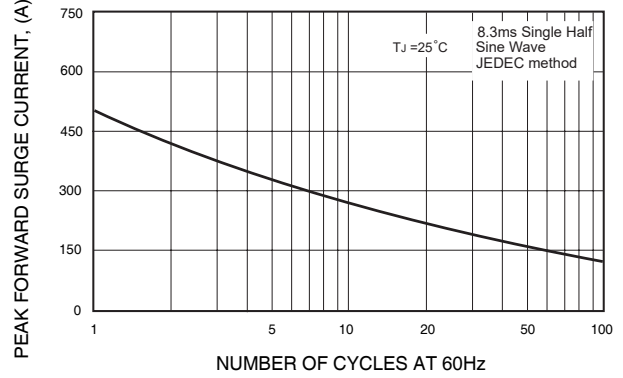


FIG. 3 - TYPICAL REVERSE CHARACTERISTICS

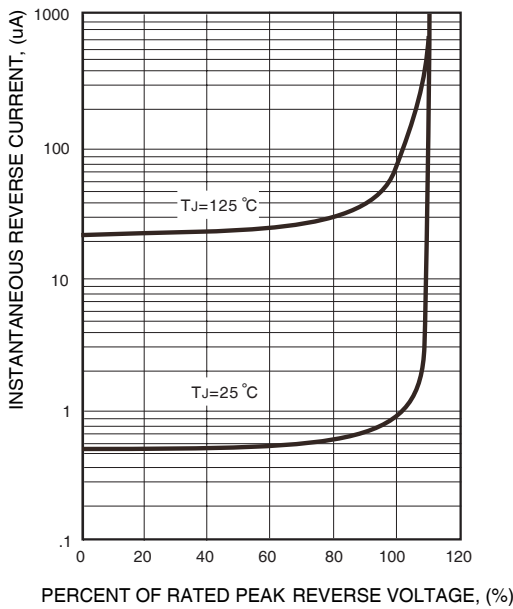
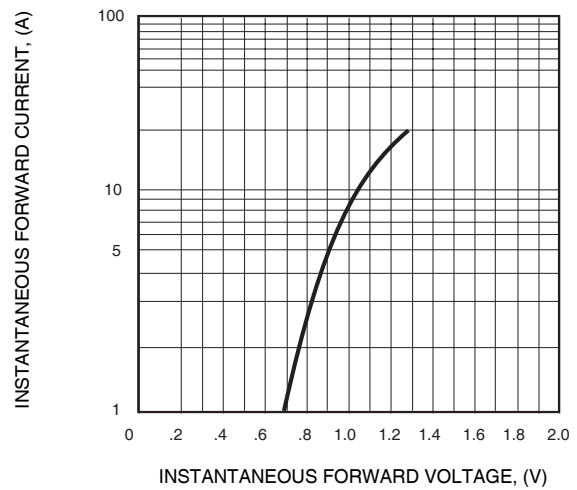
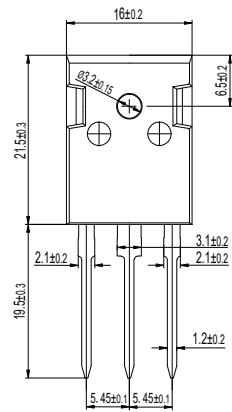


FIG. 4 - TYPICAL INSTANTANEOUS FORWARD CHARACTERISTICS

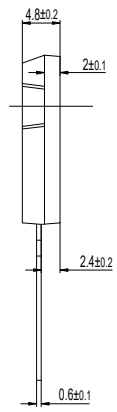


Package Outline Dimensions Millimeters

TO-247



Dimensions in millimeters



## X-ON Electronics

Largest Supplier of Electrical and Electronic Components

*Click to view similar products for [Rectifiers](#) category:*

*Click to view products by [YFW Electronics](#) manufacturer:*

Other Similar products are found below :

[70HFR40](#) [FR105 R0](#) [RL252-TP](#) [1N5397](#) [1N4005-TR](#) [1N4007-BP](#) [UFS120Je3/TR13](#) [20ETS12S](#) [RRE02VS6SGTR](#) [MS306](#) [A1N5404G-G](#)  
[CRF02\(T5L,TEMQ\)](#) [ACGRB207-HF](#) [CLH07\(TE16L,Q\)](#) [CLH03\(TE16L,Q\)](#) [1N5395-TP](#) [UES1302](#) [ACGRC307-HF](#) [ACEFC304-HF](#) [DZ-](#)  
[1380](#) [85HFR60](#) [40HFR60](#) [70HF120](#) [85HFR80](#) [SCF7500](#) [SM100](#) [ACGRA4001-HF](#) [SKN70/08](#) [NTE5819](#) [NTE5827](#) [NTE5828](#) [NTE5911](#)  
[NTE5915](#) [NTE6104](#) [NTE6163](#) [NTE6164](#) [NTE6165](#) [NTE6364](#) [TSD3G](#) [SET130312](#) [NRVUS110VT3G](#) [UES1106](#) [UES1306](#)  
[NRVUS240VT3G](#) [D5FE60-5063](#) [R4000GPS-TP](#) [D4015L56TP](#) [UES1306HR2](#) [FX20K120](#) [D20XB60-7101](#)