


**Thyristors Surge Protection Device**

**Features**

- ◆ For surface mounted applications to optimize board space
- ◆ Low profile package
- ◆ Bidirectional crowbar protection
- ◆ Low leakage current :  $I = 5\mu A$  max
- ◆ Low on-state voltage
- ◆ Solid-state silicon technology

**Application**

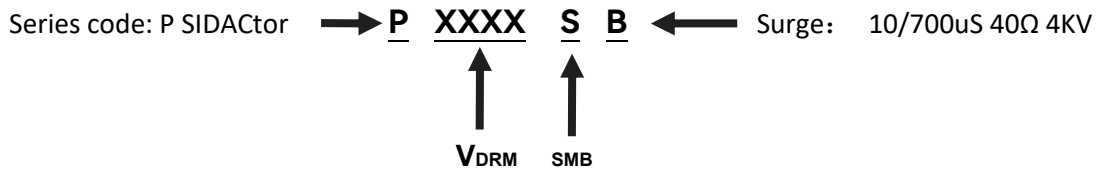
- ◆ TIA-968-A/B
- ◆ ITU K.20/21 Enhanced Level\*
- ◆ ITU K.20/21 Basic Level\*
- ◆ GR 1089 Inter-building\*
- ◆ GR 1089 Intra-building
- ◆ IEC 61000-4-5 2nd edition
- ◆ YD/T 1082 YD/T 993 YD/T 950



**Absolute Maximum Ratings (TA=25°C, RH=45%-75%, unless otherwise noted)**

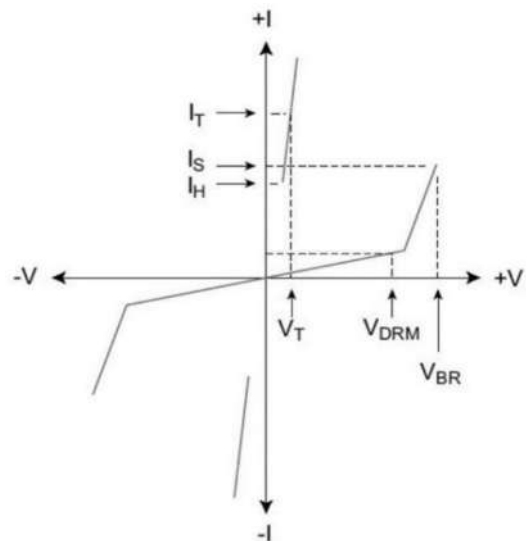
Parameter	Symbol	Value	Unit
Storage temperature range	Tstg	-60 to +150	°C
Operating junction temperature range	Tj	-40 to +150	°C

**Part Number Code**



**Electrical Parameters & V-I Curve**

Symbol	Parameter
V <sub>DRM</sub>	Peak off-state voltage
I <sub>DRM</sub>	Off-state current
V <sub>S</sub>	Switching voltage
I <sub>S</sub>	Switching current
V <sub>T</sub>	On-state voltage
I <sub>T</sub>	On-state current
I <sub>H</sub>	Holding current
C <sub>O</sub>	Off-state capacitance



Electrical Characteristics (TA=25°C)

Type	V <sub>DRM</sub>	I <sub>DRM</sub>	V <sub>s</sub>	I <sub>s</sub>	V <sub>T</sub>	I <sub>T</sub>	C <sub>o</sub>	I <sub>H</sub>
	Min.	Max.	Max.	Max.	Max.		Typ.	Min.
	V	uA	V	mA	V	A	pF	mA
P0080SB	6	5	25	800	4	2.2	80	20
P0300SB	25	5	40	800	4	2.2	100	50
P0640SB	58	5	77	800	4	2.2	80	100
P0720SB	65	5	88	800	4	2.2	80	100
P0900SB	75	5	98	800	4	2.2	75	100
P1100SB	90	5	130	800	4	2.2	75	100
P1300SB	120	5	160	800	4	2.2	75	100
P1500SB	140	5	180	800	4	2.2	70	100
P1800SB	170	5	220	800	4	2.2	70	100
P2000SB	180	5	220	800	4	2.2	70	100
P2300SB	190	5	260	800	4	2.2	65	100
P2600SB	220	5	300	800	4	2.2	65	100
P3100SB	275	5	350	800	4	2.2	60	100
P3500SB	320	5	400	800	4	2.2	60	100
P4000SB	360	5	460	800	4	2.2	60	100
P4200SB	390	5	500	800	4	2.2	60	100
P4500SB	420	5	540	800	4	2.2	60	100
P5000SB	500	5	600	800	4	2.2	60	100

Notes:

- All measurements are made at an ambient temperature of 25°C. IPP applies to -40°C through +85°C temperature range.
- Off-state capacitance (CO) is measured at 1 MHz with a 2 V bias and is typical value.

Ratings And V-I Characteristics Curves (TA=25°C, unless otherwise noted)

FIG.1: tr × td pulse waveform

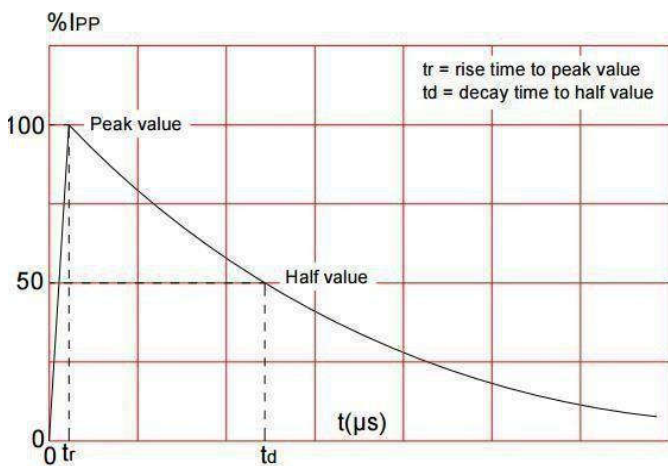
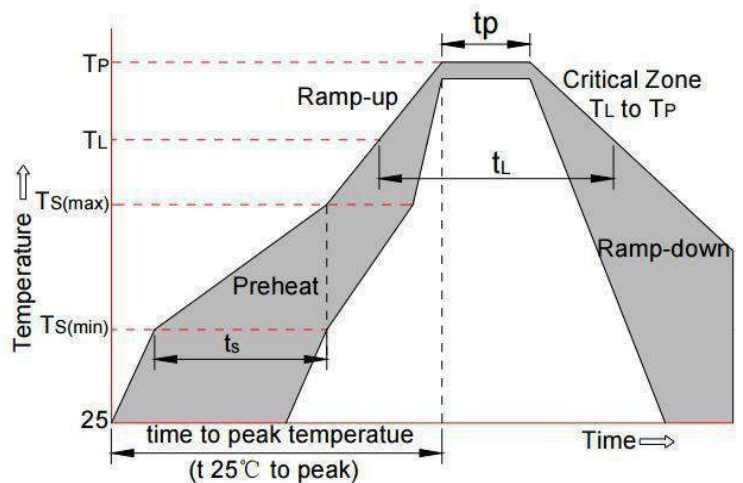
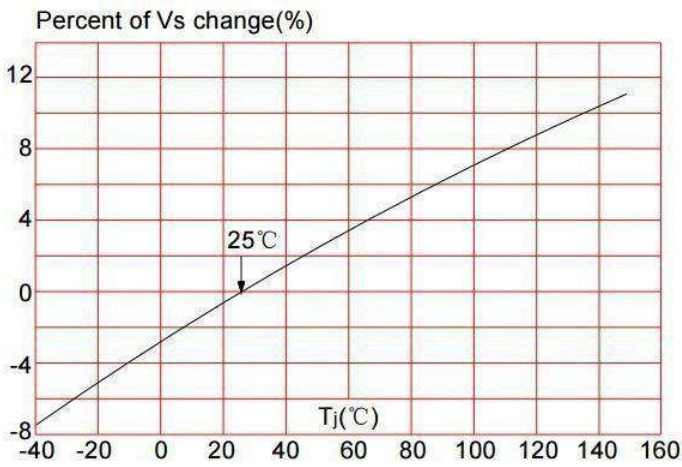


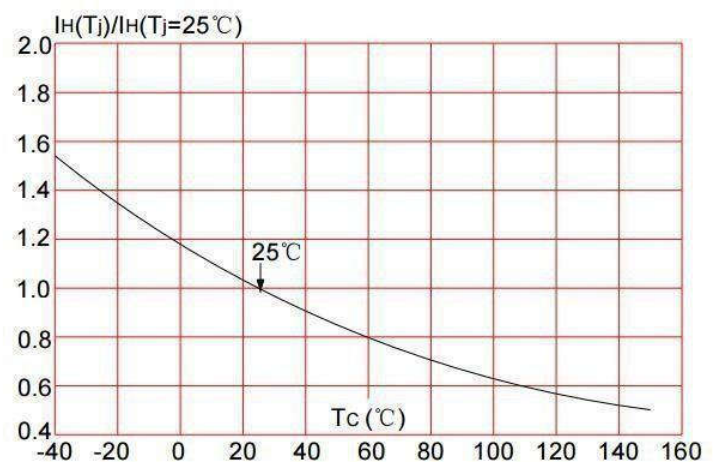
FIG.2: Reflow condition



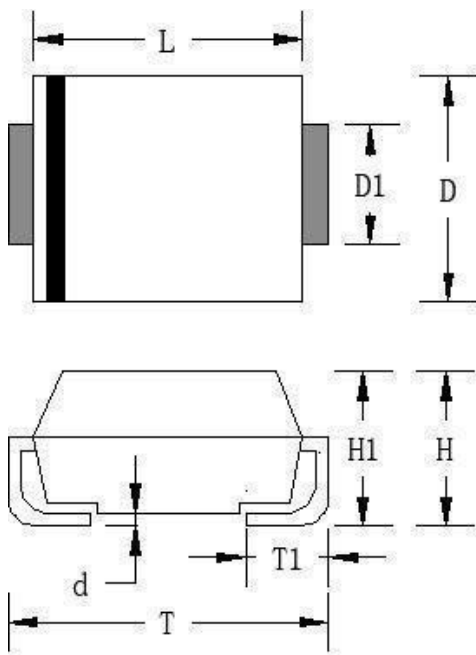
**FIG.3:** Normalized  $V_s$  change vs. junction temperature



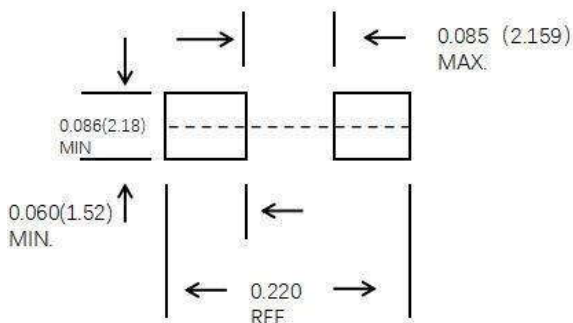
**FIG.4:** Normalized DC holding current vs. case temperature



**Package Dimension**



Ref. ( mm)	Millimeters		Inches.	
	Min.	Max.	Min.	Max.
D	3.4	3.94	1.33	1.55
D1	1.9	2.1	0.074	0.083
L	4.22	4.7	0.166	0.185
T	5.21	5.59	0.205	0.22
T1	0.9	1.42	0.035	0.056
d	0	0.23	0	0.009
H	1.95	2.6	0.076	0.102
H1	2	2.34	0.078	0.092



**Ordering Information**

Out line	Reel (pcs)	Per carton (pcs)	Reel diameters (mm)
Taping	3K	48K	330

## X-ON Electronics

Largest Supplier of Electrical and Electronic Components

*Click to view similar products for [Triacs](#) category:*

*Click to view products by [YFW Electronics](#) manufacturer:*

Other Similar products are found below :

[BT137-600-0Q](#) [2N6075A](#) [NTE5688](#) [D31410](#) [ACS102-5T1](#) [ACS102-5TA](#) [MAC97A4G](#) [Z0107MAG](#) [Z0107MARL1G](#) [Z0109MARLRPG](#)  
[BTA316-800ET,127](#) [ACTT8X-800CTNQ](#) [MCR22-6G](#) [BTA16-800B\(MS\)](#) [TYN1025RG-JSM](#) [BT138-600D](#) [BTA24-600CWRG](#) [BTA16-800CWRG](#) [BT138-600E](#) [BTA08-800CW](#) [BTB24-800CW](#) [BTA16-800CW](#) [BTA16-600CW](#) [BT169](#) [MCR100-6U](#) [FT10050-12P](#) [BT136-800E](#)  
[BT136S](#) [PCR606J](#) [JST24A-800CW](#) [JST60IS-1600BW](#) [TYN810RG-JSM](#) [BT139B-600E-JSM](#) [TYN812RG-JSM](#) [BT152-800R](#) [BTB16-800BRG-JSM](#) [BTA20-800CRG](#) [TO-220](#) [BTA16-800BRG](#) [BTW69-1200RG](#) [BT136-600E](#) [BTA12-600BRG](#) [BT139-600E](#) [BTA24-800CRG](#)  
[TO-220](#) [BTA16-800BWRG](#) [BTA26-600BWRG](#) [BTA41-600BRG](#) [BT137-600E](#) [TYN612RG-JSM](#) [BTA08-600CRG](#) [BT137-600D](#)