

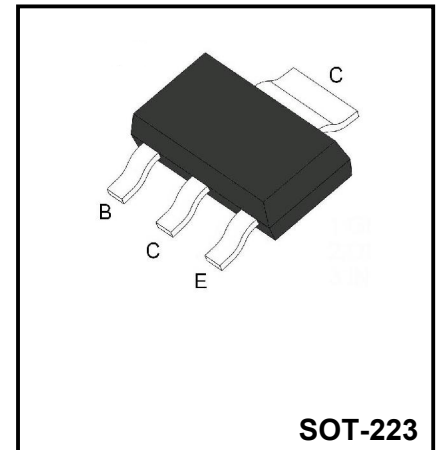
**PNP Plastic-Encapsulate Transistors**

**Application**

- ↓ Power management
  - DC/DC converters
  - Supply line switching
  - Battery charger
  - Linear voltage regulation (LDO).
- ↓ Peripheral drivers
  - Driver in low supply voltage applications, e.g. lamps, LEDs
  - Inductive load driver, e.g. relays, buzzers, motors.

**Feature**

- ↓ Low collector-emitter saturation voltage
- ↓ High collector current capability:  $I_C$  and  $I_{CM}$
- ↓ High collector current gain ( $h_{FE}$ ) at high  $I_C$
- ↓ Higher efficiency leading to less heat generation
- ↓ Complement to PBSS4350Z



**Marking: PB5350**

**Absolute Maximum Rating ( $T_C=25^{\circ}C$  unless otherwise noted)**

Parameter	Symbol	Value	Unit
Collector-Base Voltage	$BV_{CBO}$	-60	V
Collector-Emitter Voltage	$BV_{CEO}$	-50	V
Emitter-Base Voltage	$BV_{EBO}$	-6	V
Collector Current(DC)	$I_C$	-3	A
Peak collector current Current	$I_{CM}$	-5	A
Collector Power Dissipation	$P_C$	1.35	W
Junction Temperature	$T_j$	150	$^{\circ}C$
Storage Temperature	$T_{stg}$	-55~150	$^{\circ}C$

**Thermal Characteristics**

Parameter	Symbol	Cnditions	Value	Unit
Resistance from junction to ambient in	$R_{\theta JA}$	in free air; notes 1	92	$^{\circ}C/W$
		in free air; notes 2	62.5	$^{\circ}C/W$

**Notes**

1. Device mounted on a printed-circuit board; single sided copper; tinplated; mounting pad for collector  $1cm^2$
2. Device mounted on a printed-circuit board; single sided copper; tinplated; mounting pad for collector  $6cm^2$

**Electrical Characteristics** ( $T_C=25^{\circ}\text{C}$  unless otherwise noted)

Parameter	Symbol	Conditions	Value			Unit
			Min	Typ	Max	
Collector-base breakdown voltage	$BV_{CBO}$	$I_C = -100\mu\text{A}, I_E = 0$	-60			V
Collector-emitter breakdown voltage	$BV_{CEO}$	$I_C = -1\text{mA}, I_B = 0$	-50			V
Emitter-base breakdown voltage	$BV_{EBO}$	$I_E = -100\mu\text{A}, I_C = 0$	-6			V
Collector cut-off current	$I_{CBO}$	$V_{CB} = -50\text{V}, I_B = 0$			-100	nA
Emitter cut-off current	$I_{EBO}$	$V_{EB} = -5\text{V}, I_C = 0$			-100	nA
* DC current gain	$h_{FE}$	$V_{CE} = -2\text{V}, I_C = -500\text{mA}$ $V_{CE} = -2\text{V}, I_C = -1\text{A}$ $V_{CE} = -2\text{V}, I_C = -2\text{A}$	200 200 100			
* Collector-emitter saturation voltage	$V_{CE(sat)}$	$I_C = -500\text{mA}, I_B = -50\text{mA}$			-100	mV
		$I_C = -1\text{A}, I_B = -50\text{mA}$			-180	mV
		$I_C = -2\text{A}, I_B = -200\text{mA}$			-300	mV
*Equivalent on-resistance	$R_{CEsat}$	$I_C = -2\text{A}, I_B = -200\text{mA}$			150	$\text{m}\Omega$
* Base-emitter saturation voltage	$V_{BE(sat)}$	$I_C = -2\text{A}, I_B = -200\text{mA}$			-1.3	V
* Base-emitter turn-on voltage	$V_{BE(on)}$	$V_{CE} = -2\text{V}, I_C = -1\text{A}$			-1.1	V
Transition frequency	$f_T$	$V_{CE} = -5\text{V}, I_C = -100\text{mA}$	100			MHz
Collector capacitance	$C_C$	$V_{CB} = -10\text{V}, I_E = I_C = 0, f = 1\text{MHz}$			40	pF

\* Pulse test:  $PW \leq 300\mu\text{s}$ , duty cycle  $\leq 2\%$  Pulse

Typical Characteristics

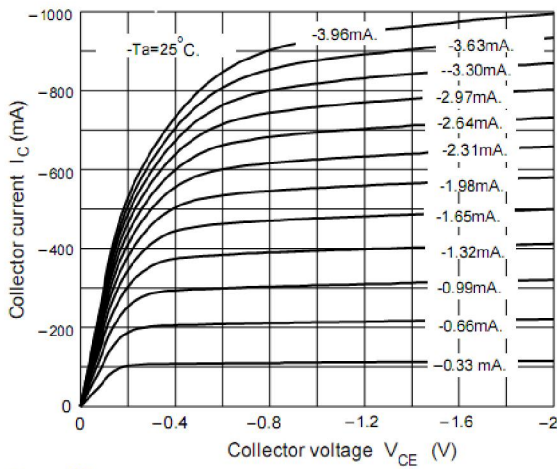


Figure 1. Static Characteristic

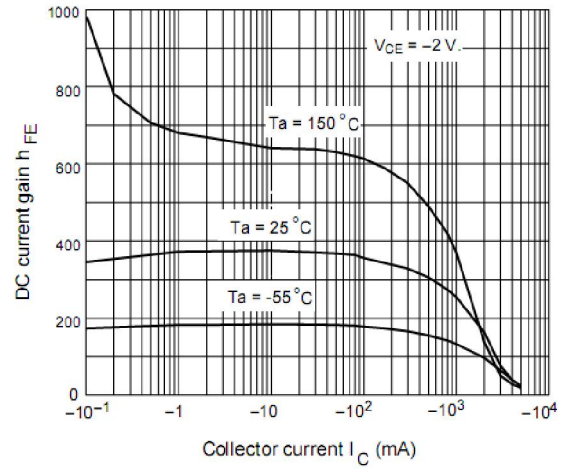


Figure 2. DC current Gain

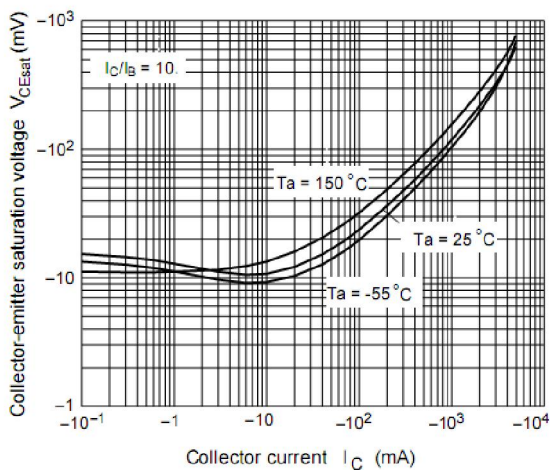


Figure 3. Collector-Emitter Saturation Voltage

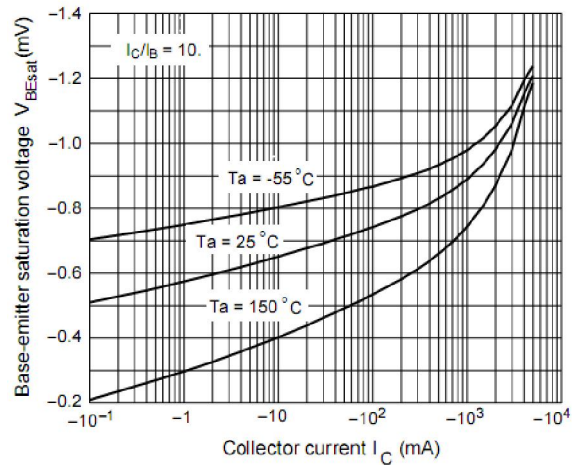


Figure 4. Base-Emitter Saturation Voltage

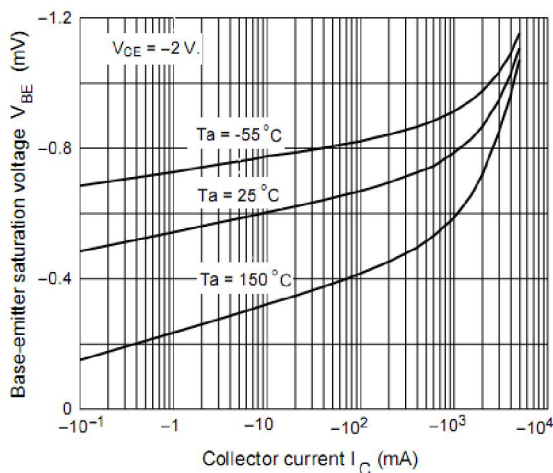


Figure 5. Base-Emitter on Voltage

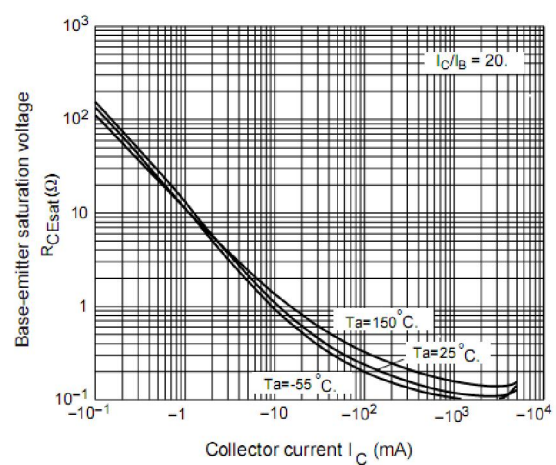


Figure 6. Equivalent on-resistance

Symbol	Millimeter		Inches	
	Min.	Max.	Min.	Max.
A	1.50	1.80	0.059	0.071
A1	0.00	0.10	0.000	0.004
A2	1.50	1.70	0.059	0.067
b	0.65	0.75	0.026	0.030
c	0.20	0.30	0.008	0.012
D	6.40	6.60	0.252	0.260
D1	2.90	3.10	0.114	0.122
E	3.30	3.70	0.130	0.146
E1	6.85	7.15	0.270	0.281
e	2.20	2.40	0.087	0.094
e1	4.40	4.80	0.173	0.189
L	1.65	1.85	0.065	0.073
L1	0.90	1.15	0.035	0.045

**Summary of Packing Options**

Package	Package Description	Packing Quantity	Industry Standard
SOT-223	Tape/Reel,7"reel	2500	EIA-481-1

## X-ON Electronics

Largest Supplier of Electrical and Electronic Components

*Click to view similar products for [Bipolar Transistors - BJT category](#):*

*Click to view products by [YFW Electronics manufacturer](#):*

Other Similar products are found below :

[BC559C](#) [MCH4017-TL-H](#) [MMBT-2369-TR](#) [BC546/116](#) [NJVMJD148T4G](#) [NTE16](#) [NTE195A](#) [IMX9T110](#) [2N4401-A](#) [2N6728](#) [2SA1419T-TD-H](#) [2SB1204S-TL-E](#) [2SC5488A-TL-H](#) [FMC5AT148](#) [2N2369ADCSM](#) [2N2907A](#) [2N3904-NS](#) [2N5769](#) [2SC4618TLN](#) [CPH6501-TL-E](#) [BC856BW-13-F](#) [US6T6TR](#) [BAX18/A52R](#) [BC556/112](#) [IMZ2AT108](#) [MMST8098T146](#) [MCH6102-TL-E](#) [BC846B-13-F](#) [2N3879](#) [30A02MH-TL-E](#) [NTE13](#) [NTE282](#) [NTE323](#) [NTE350](#) [NTE81](#) [JANTX2N2920L](#) [JANSR2N2907AUB](#) [CMLT3946EG TR](#) [SNSS40600CF8T1G](#) [CMLT3906EG TR](#) [GRP-DATA-JANS2N2907AUB](#) [GRP-DATA-JANS2N2222AUA](#) [MMDT3946FL3-7](#) [2N4240](#) [JANS2N3019](#) [MSB30KH-13](#) [2N2221AUB](#) [2SD1815T-TL-E](#) [2N6678](#) [2N2907Ae4](#)