

## 0.2Amp High Voltage Rectifier

Reverse Voltage - 2800 to 4000 V

Forward Current -0.2A

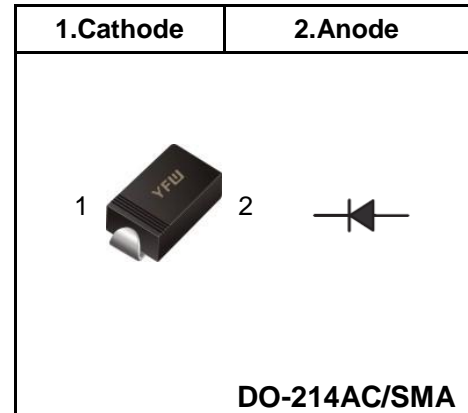
### FEATURES

- ◆ The plastic package carries Underwriters Laboratory Flammability Classification 94V-0
- ◆ Fast switching for high efficiency
- ◆ Open-Junction chip ,silastic passivated
- ◆ Low reverse leakage
- ◆ High forward surge current capability
- ◆ High temperature soldering guaranteed: 250°C/10
- ◆ Lead free in comply with EU RoHS 2011/65/EU directives

### MECHANICAL DATA

- ◆ Case: DO-214AC/SMA
- ◆ Terminals: Solderable per MIL-STD-750, Method 2026
- ◆ Approx. Weight: 0.07g /0.002oz

### Pinning



### Absolute Maximum Ratings and characteristics

Ratings at 25 °C ambient temperature unless otherwise specified.

Single phase half-wave 60 Hz, resistive or inductive load, for capacitive load current derate by 20 %.

| Parameter   | Symbols        | R4000F        | R4001F | Units            |
|---|----------------|---------------|--------|------------------|
| Maximum Repetitive Peak Reverse Voltage   | $V_{RRM}$      | 2800          | 4000   | V                |
| Maximum RMS voltage   | $V_{RMS}$      | 1960          | 2800   | V                |
| Maximum DC Blocking Voltage   | $V_{DC}$       | 2800          | 4000   | V                |
| Maximum Average Forward Rectified Current at $T_c = 125\text{ }^\circ\text{C}$  | $I_{F(AV)}$    | 0.2           |        | A                |
| Peak Forward Surge Current 8.3 ms Single Half Sine Wave Superimposed on Rated Load  | $I_{FSM}$      | 30.0          |        | A                |
| Maximum Instantaneous Forward Voltage at 0.2 A  | $V_F$          | 5.0           |        | V                |
| Maximum DC Reverse Current $T_a = 25\text{ }^\circ\text{C}$<br>at Rated DC Blocking Voltage $T_a = 100\text{ }^\circ\text{C}$ | $I_R$          | 10.0<br>200.0 |        | $\mu\text{A}$    |
| Maximum reverse recovery time <sup>(Note 1)</sup>   | $T_{RR}$       | 500           |        | nS               |
| Operating and Storage Temperature Range   | $T_j, T_{stg}$ | -55 ~ +150    |        | $^\circ\text{C}$ |

(1) Reverse recovery time test condition:  $I_F=0.5\text{A}$   $I_R=1.0\text{A}$   $I_{rr}=0.25\text{A}$

# Ratings And Characteristic Curves

## R4000F THRU R4001F

FIG. 1- FORWARD CURRENT DERATING CURVE

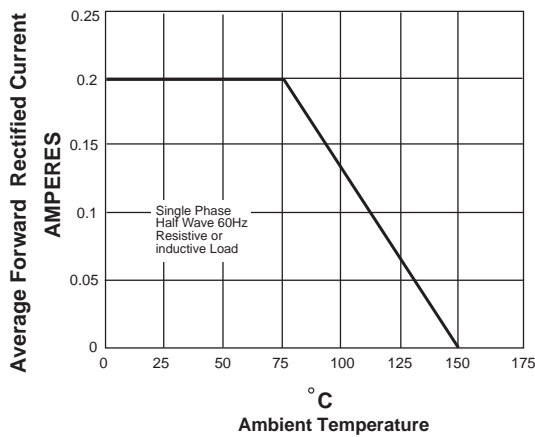


FIG. 2-MAXIMUM NON-REPETITIVE PEAK FORWARD SURGE CURRENT

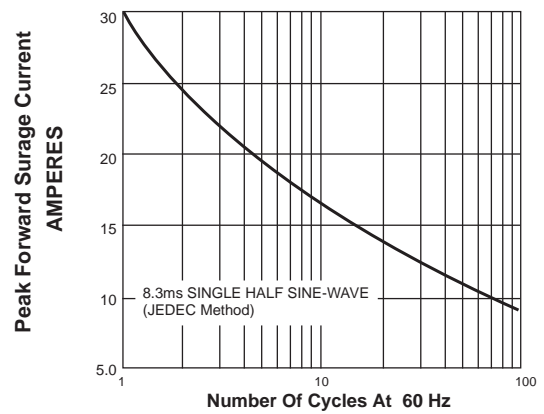


FIG. 3-TYPICAL INSTANTANEOUS FORWARD CHARACTERISTICS

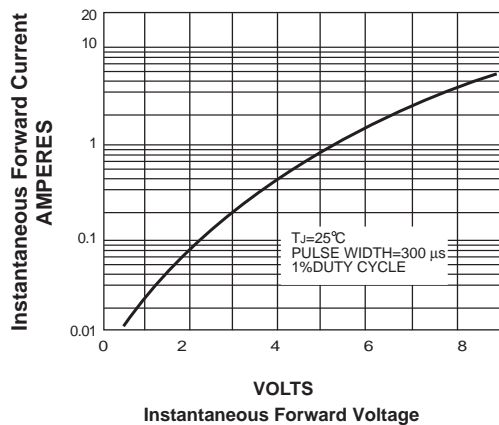
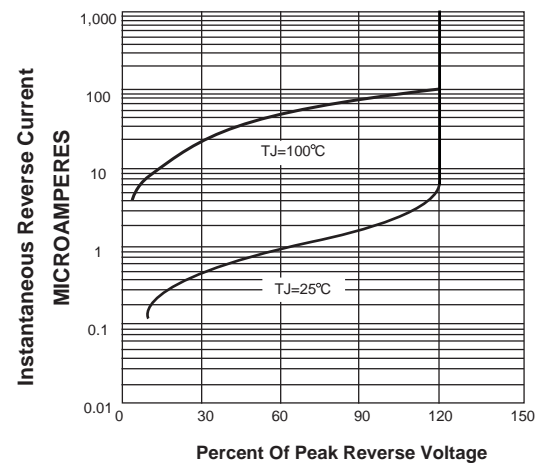
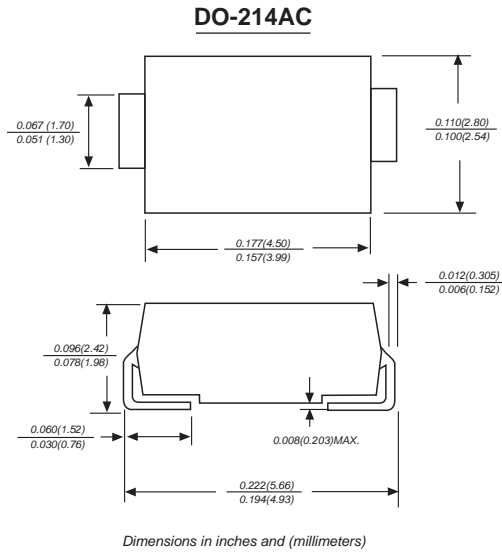


FIG. 4-TYPICAL REVERSE CHARACTERISTICS



**Package Outline**

**DO-214AC SMA**



**Summary of Packing Options**

| Package      | Packing Description | Packing Quantity | Industry Standard |
|--------------|---------------------|------------------|-------------------|
| DO-214AC SMA | Tape/Reel, 11" reel | 5000             | EIA-481-1         |
|              | Tape/Reel, 7" reel  | 2000             | EIA-481-1         |

## X-ON Electronics

Largest Supplier of Electrical and Electronic Components

*Click to view similar products for* [Diodes - General Purpose, Power, Switching category:](#)

*Click to view products by* [YFW Electronics manufacturer:](#)

Other Similar products are found below :

[MCL4151-TR3](#) [MMBD3004S-13-F](#) [RD0306T-H](#) [1N3611](#) [NTE156A](#) [NTE574](#) [NTE6244](#) [1SS193,LF](#) [1SS400CST2RA](#) [SDAA13](#)  
[SHN2D02FUTW1T1G](#) [LS4151GS08](#) [1N4449](#) [1N456A](#) [1N4934-E3/73](#) [1N914BTR](#) [D291S45T](#) [BAV300-TR](#) [BAW56DWQ-7-F](#) [BAW75-](#)  
[TAP](#) [MM230L-CAA](#) [IDW40E65D1](#) [JAN1N3600](#) [JAN1N4454UR-1](#) [LL4151-GS18](#) [SMMSD4148T3G](#) [BYW95B/A52A](#) [NSVDAN222T1G](#)  
[CDSZC01100-HF](#) [LL4150-M-08](#) [1N4454-TR](#) [BAV70HDW-7](#) [BAS28-7](#) [JANTX1N6640](#) [BAW56HDW-13](#) [BAS28 TR](#) [VS-](#)  
[HFA04SD60STR-M3](#) [NSVM1MA152WKT1G](#) [1SS388-TP](#) [RGP30D-E3/73](#) [VS-8EWF02S-M3](#) [BAV99TQ-13-F](#) [BAV99HDW-13](#)  
[MMDB30-E28X](#) [IDP20C65D2XKSA1](#) [LS4148](#) [IDV15E65D2](#) [NSVM1MA152WAT1G](#) [HN4D02JU\(TE85L,F\)](#) [MMD820-C12](#)