

**Surface Mount Schottky Barrier Rectifier**

**Reverse Voltage - 100 V**

**Forward Current - 10 A**

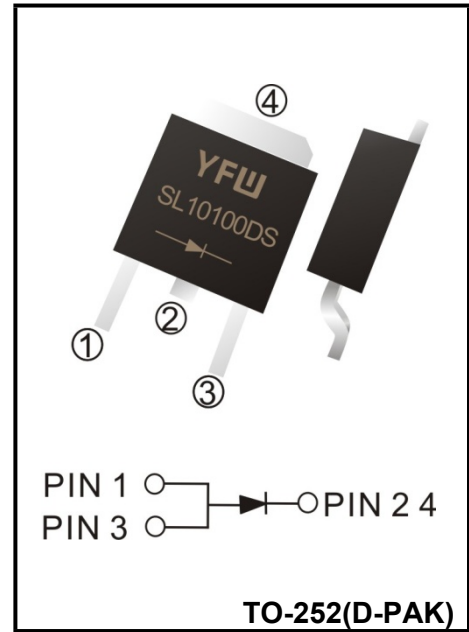


**FEATURES**

- ◆ High current capability
- ◆ Low forward voltage drop
- ◆ High surge capability
- ◆ High temperature soldering guaranteed
- ◆ Mounting position: any
- ◆ Lead free in comply with EU RoHS 2011/65/EU directives

**MECHANICAL DATA**

- ◆ Case: TO-252(D-PAK)
- ◆ Terminals: Solderable per MIL-STD-750, Method 2026
- ◆ Approx. Weight: 0.32g / 0.011oz



Maximum Ratings and Electrical characteristics  
Ratings at 25 °C ambient temperature unless otherwise specified.

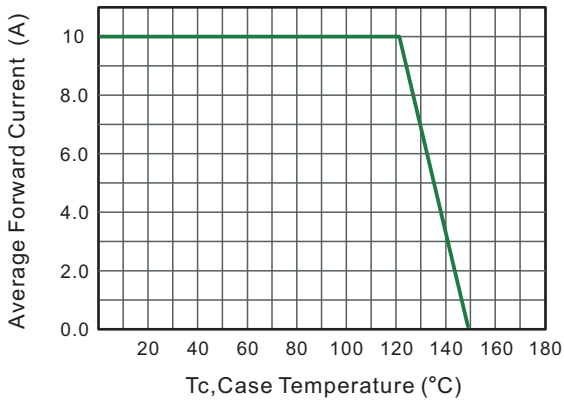
Parameter	Symbols	SL10100DS	Units
Maximum Repetitive Peak Reverse Voltage	$V_{RRM}$	100	V
Maximum RMS voltage	$V_{RMS}$	70	V
Maximum DC Blocking Voltage	$V_{DC}$	100	V
Maximum Average Forward Rectified Current	$I_{F(AV)}$	10	A
Peak Forward Surge Current, 8.3ms Single Half Sine-wave Superimposed On Rated Load (JEDEC method)	$I_{FSM}$	150	A
Typical Junction Capacitance <sup>(1)</sup>	$C_j$	620	pF
Typical Thermal Resistance <sup>(2)</sup>	$R_{\theta JA}$	45	°C/W
Operating Junction Temperature Range	$T_j$	-55 ~ +150	°C
Storage Temperature Range	$T_{stg}$	-55 ~ +150	°C

- (1) Measured at 1 MHz and applied reverse voltage of 4 V D.C
- (2) Mounted on infinite heat sink.

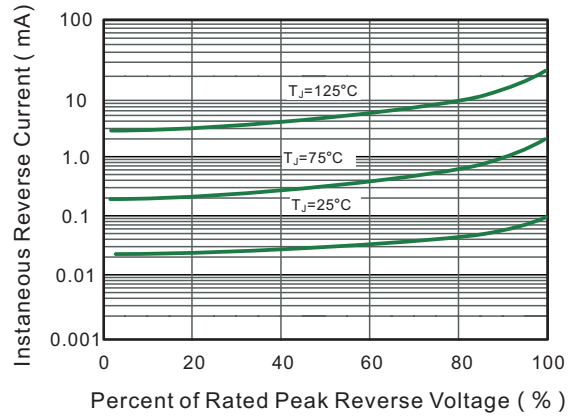
Maximum Ratings and Electrical characteristics  
Ratings at 25°C ambient temperature unless otherwise specified.

Parameter	Symbols	Test Conditions	Min	Typ	Max	Units
Breakdown voltage per diode	$V_{BR}$	$I_R = 0.5mA$	100	-	-	V
Instantaneous forward voltage per diode	$V_F$	$I_F = 2A$	-	0.43	-	V
		$I_F = 5A$ $T_J = 25^\circ C$	-	0.49	-	
		$I_F = 10A$	-	0.60	0.65	
		$I_F = 2A$	-	0.38	-	
		$I_F = 5A$ $T_J = 125^\circ C$	-	0.45	-	
		$I_F = 10A$	-	0.58	-	
Reverse current per diode	$I_R$	$V_R = 70V$	-	5	-	uA
		$V_R = 100V$ $T_J = 25^\circ C$	-	-	50	uA
		$V_R = 100V$ $T_J = 125^\circ C$	-	5.5	-	mA

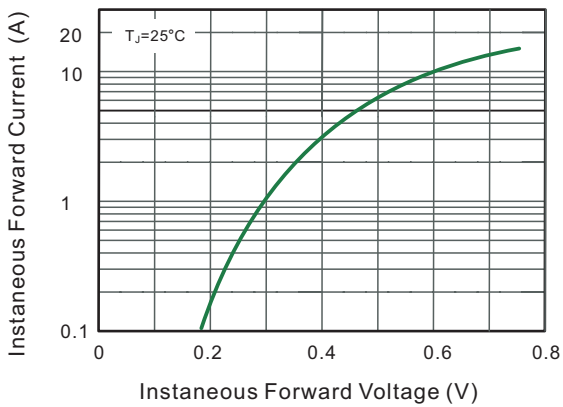
**Fig.1 TYPICAL FORWARD CURRENT DERATING CURVE**



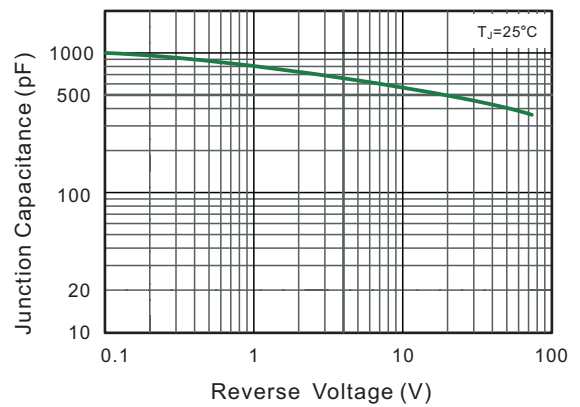
**Fig.2 Typical Reverse Characteristics**



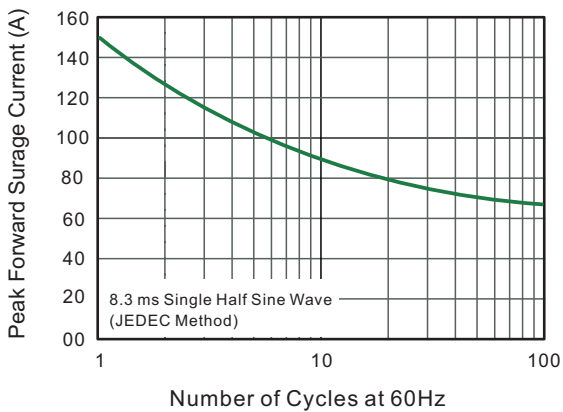
**Fig.3 Typical Forward Characteristic**



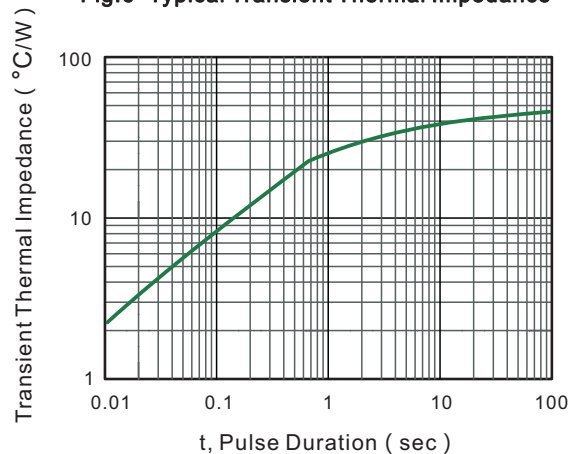
**Fig.4 Typical Junction Capacitance**



**Fig.5 Maximum Non-Repetitive Peak Forward Surge Current**

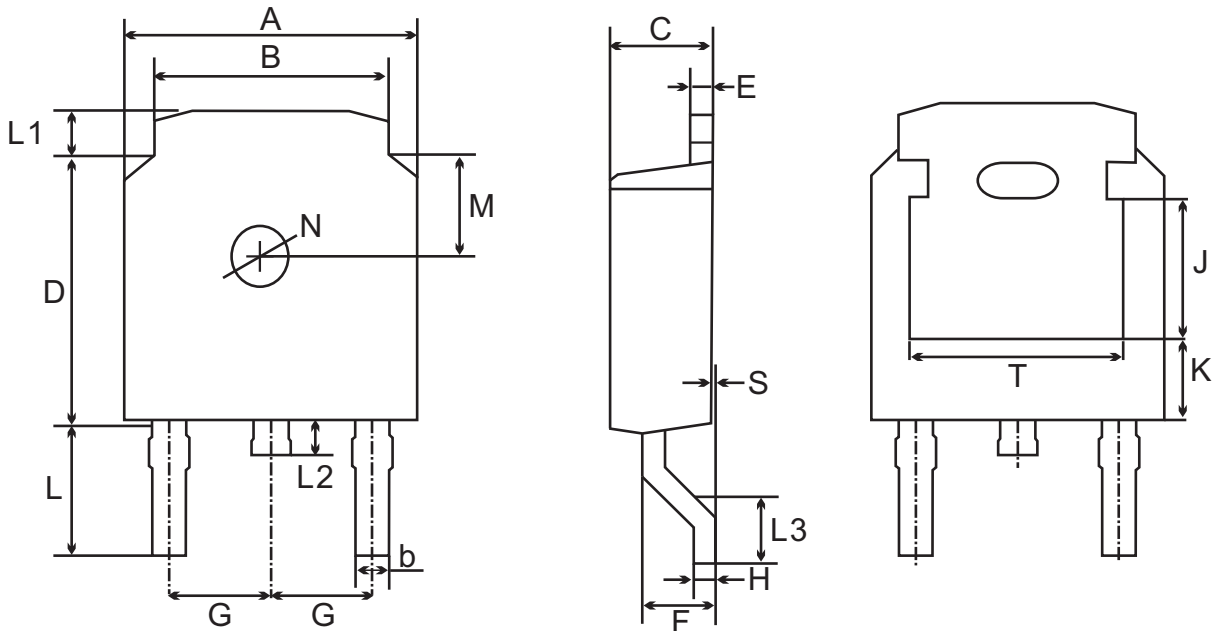


**Fig.6- Typical Transient Thermal Impedance**



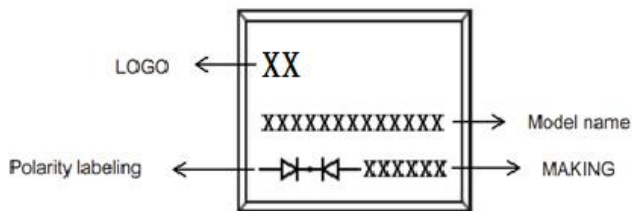
**Package Outline**

**TO-252(D-PAK)**



UNIT		A	B	b	C	D	E	F	G	H	L	L1	L2	L3	S	M	N	J	K	T
mm	max	6.7	5.5	0.8	2.5	6.3	0.6	1.8	2.29 TYPICAL	0.55	3.1	1.2	1.0	1.75	0.1	1.8 TYPICAL	1.3 TYPICAL	3.16	1.80	4.83
	min	6.3	5.1	0.3	2.1	5.9	0.4	1.3		0.45	2.7	0.8	0.6	1.40	0.0			ref.	ref.	ref.
mil	max	264	217	31	98	248	24	71	90 TYPICAL	22	122	47	39	69	4	71 TYPICAL	51 TYPICAL	124	71	190
	min	248	201	12	83	232	16	51		18	106	31	24	55	0			ref.	ref.	ref.

**Marking on the body**



**MAKING:**

XXXXXX

- Assembly code ( e.g : AB,CD,..... )
- Material –Code  
(H:No halogen A:ordinary)
- Week – code (WW:01~52)
- Year – code  
(Y: Last digit of year & A:2012,B:2013...)

**Summary of Packing Options**

Package	Packing Description	Packing Quantity	Industry Standard
TO-252(D-PAK)	Tape/Reel,13"reel	2500	EIA-481-1

## X-ON Electronics

Largest Supplier of Electrical and Electronic Components

*Click to view similar products for [Schottky Diodes & Rectifiers](#) category:*

*Click to view products by [YFW Electronics](#) manufacturer:*

Other Similar products are found below :

[MA4E2039](#) [MA4E2508M-1112](#) [MBR1545CT](#) [MMBD301M3T5G](#) [GS1JE-TP](#) [RB160M-50TR](#) [D83C](#) [BAS16E6433HTMA1](#) [BAT 54-02LRH](#)  
[E6327](#) [NRVBAF360T3G](#) [NSR05F40QNXT5G](#) [NTE555](#) [JANS1N6640](#) [SK310-T](#) [SK34B-TP](#) [SS3003CH-TL-E](#) [GA01SHT18](#)  
[CRS10I30A\(TE85L,QM](#) [MA4E2501L-1290](#) [MBRA140TRPBF](#) [MBRB30H30CT-1G](#) [BAT 15-04R E6152](#) [JANTX1N5712-1](#) [DMJ3940-000](#)  
[SB007-03C-TB-E](#) [SK33B-TP](#) [NRVBB20100CTT4G](#) [NRVBM120LT1G](#) [NTSB30U100CT-1G](#) [VS-6CWQ10FNHM3](#) [CRG04\(T5L,TEMQ\)](#)  
[ACDBA1100LR-HF](#) [ACDBA1200-HF](#) [ACDBA240-HF](#) [ACDBA3100-HF](#) [CDBQC0530L-HF](#) [CDBQC0240LR-HF](#) [ACDBA260LR-HF](#)  
[ACDBA1100-HF](#) [MA4E2502L-1246](#) [10BQ015-M3/5BT](#) [NRVBM120ET1G](#) [CRS08TE85LQM](#) [PMAD1108-LF](#) [B120Q-13-F](#) [1N5819T-G](#)  
[B0530WSQ-7-F](#) [PDS1040Q-13](#) [B160BQ-13-F](#) [SDM05U20CSP-7](#)