

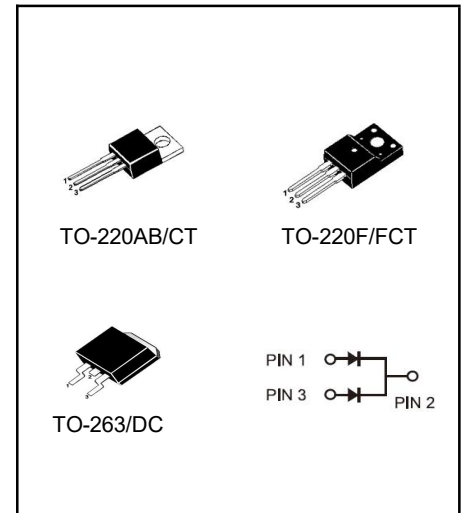
**LOW VF SCHOTTKY RECTIFIER**
**Reverse Voltage - 300 V**
**Forward Current - 20A**

**FEATURES**

- Low forward voltage
- High current capability
- High forward surge capability
- Low power losses, High efficiency
- Guarding for over voltage protection

**MECHANICAL DATA**

- Case: Molded plastic
- Polarity: As marked
- Mounting Position: Any
- Molded Plastic: UL Flammability Classification Rating 94V-0
- Lead free in compliance with EU RoHS 2011/65/EU directive
- Solder bath temperature 275°C maximum, 10s per JESD 22-B106


**Primary Characteristic**

$I_o$	<b>2*10A</b>
$V_{RRM}$	<b>300V</b>
$I_{FSM}$	<b>180A</b>
$V_F$	<b>0.78V</b>
$T_J \text{ Max}$	<b>150°C</b>

**Maximum Ratings (Per Leg) at Ta=25°C unless otherwise specified**

Characteristics		Symbol	Value	Unit
Maximum Repetitive Peak Reverse Voltage		$V_{RRM}$	300	V
Working Peak Reverse Voltage		$V_{RWM}$	300	V
Maximum DC Blocking Voltage		$V_{DC}$	300	V
Maximum Average Forward Rectified Current	Per Leg	$I_o$	10	A
	Total		20	
Peak Forward Surge Current, 8.3 ms Single Half Sine-wave Superimposed on Rated Load (JEDEC method)		$I_{FSM}$	180	A
Operating Temperature Range		$T_J$	-50 to +150	°C
Storage Temperature Range		$T_{STG}$	-50 to +150	°C
Typical Thermal Resistance (Note1)		$R_{\theta JC}$	2	°C/W
TO-220AB, TO-263				
TO-220F				

Note1: Thermal resistance from Junction to case per leg mounted on heatsink.

**Electrical Characteristics (Per Leg) unless otherwise specified**

Characteristics		Symbol	Value		Unit
Forward Voltage Drop(Note2)		$V_F$	Typ.	Max.	V
at $I_F=3A$	TA=25°C		0.77	0.83	
	TA=125°C		0.65	-	
at $I_F=5A$	TA=25°C		0.82	-	
	TA=125°C		0.69	-	
at $I_F=10A$	TA=25°C		0.92	0.98	
	TA=125°C		0.78	-	
Maximum Reverse Current at $V_R=300V$	TA=25°C		$I_R$	0.2	
	TA=125°C	20		-	μA

Note2: Pulse test: 300 μs pulse width, 1 % duty cycle

**RATINGS AND CHARACTERISTIC CURVES**

FIG. 1 MAXIMUM FORWARD CURRENT DERATING CURVE

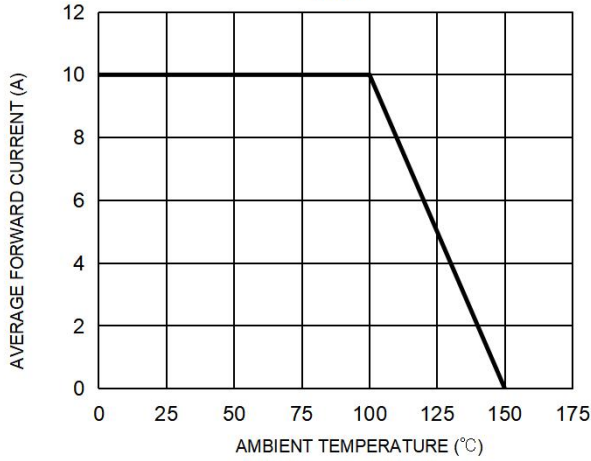


FIG. 2 MAXIMUM NON-REPETITIVE FORWARD SURGE CURRENT PER LEG

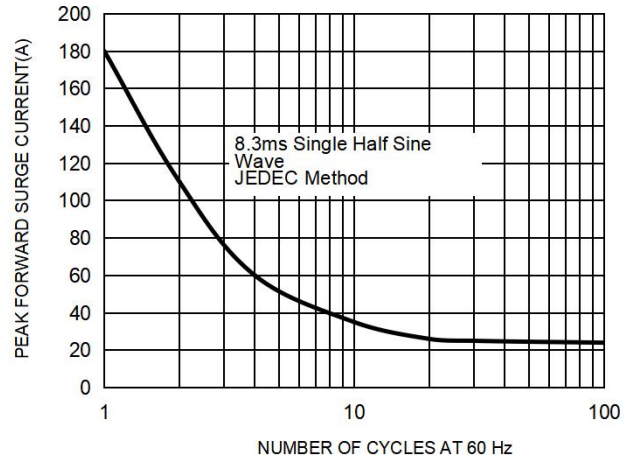


FIG. 3 TYPICAL FORWARD CHARACTERISTICS PER LEG

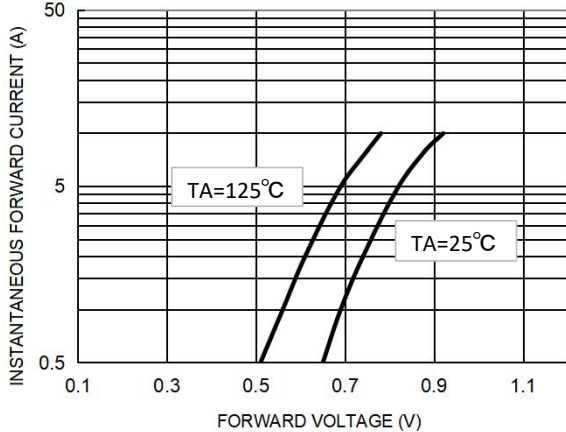
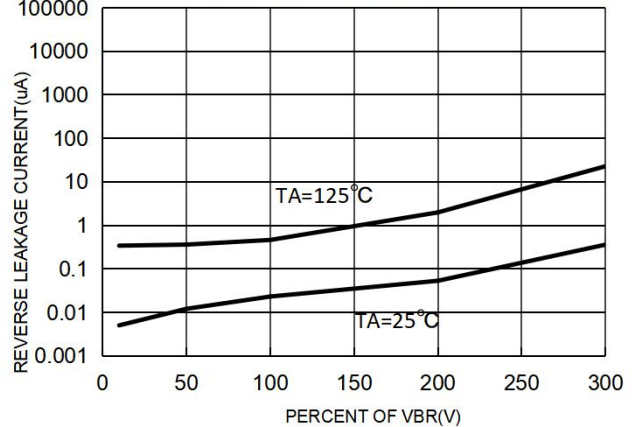
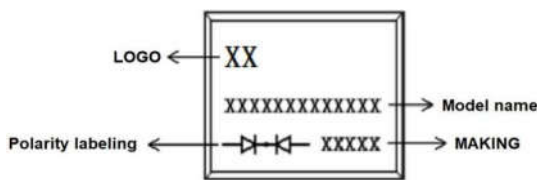


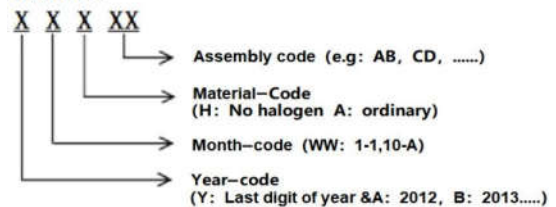
FIG. 4 TYPICAL REVERSE CHARACTERISTICS PER LEG



**Marking on the body**



**MAKING:**



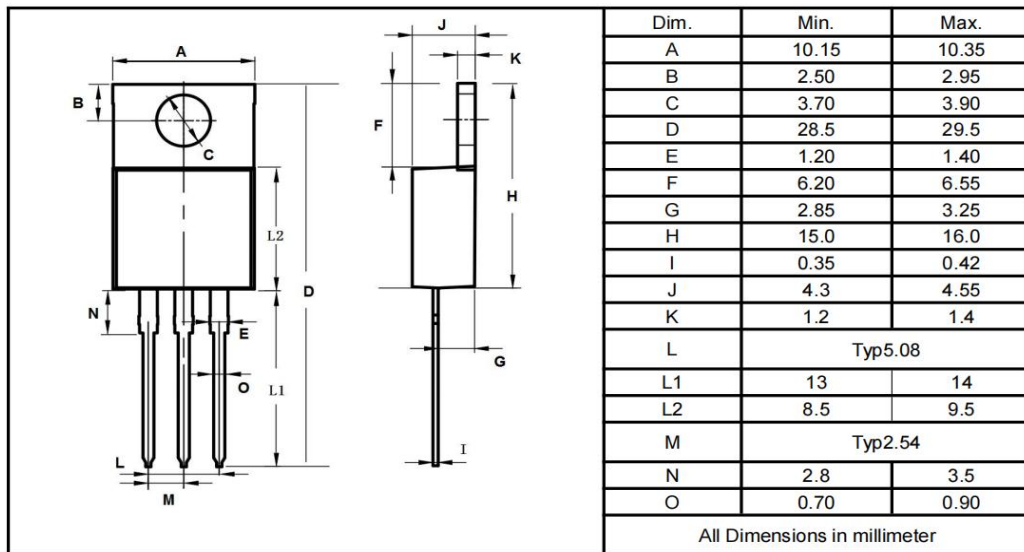
**Ordering information**

Part Number	Package	Unit Weight	Base Quantity	Delivery mode
SRM20L300CT	TO-220AB	0.07oz(1.96g)	50 pcs / tube	1000pcs/box 5000pcs/carton
SRM20L300FCT	TO-220F	0.06oz(1.74g)	50 pcs / tube	1000pcs/box 5000pcs/carton
SRM20L300DC-R	TO-263	0.04oz(1.16g)	800 pcs / reel	1600pcs/box 8000pcs/carton

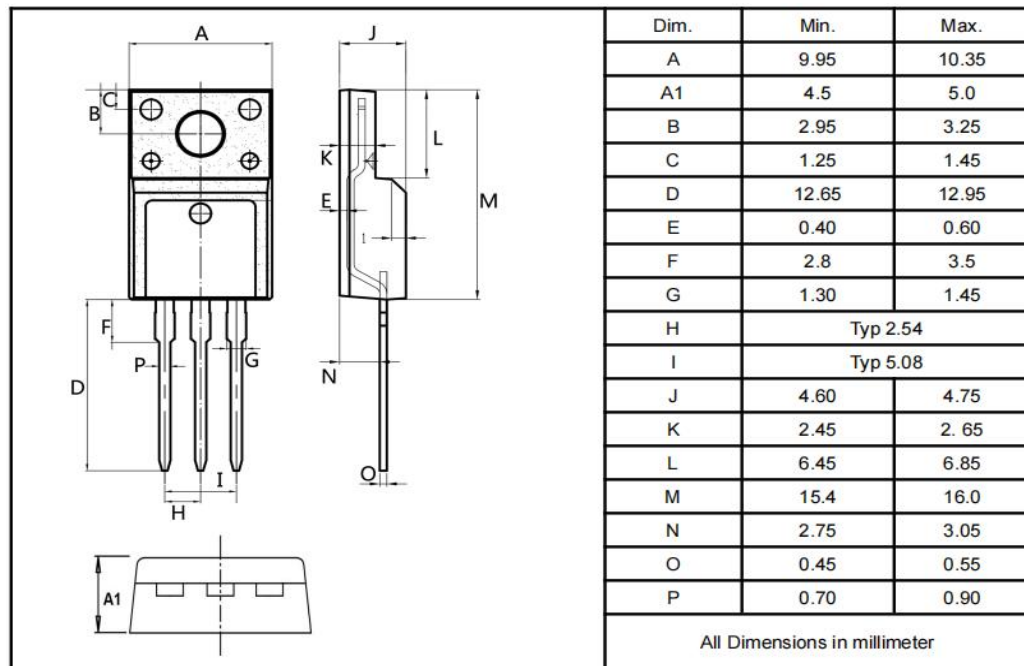
Note: For Halogen Free molding compound, add "H" suffix to part number above.

Package Outline Dimensions millimeters

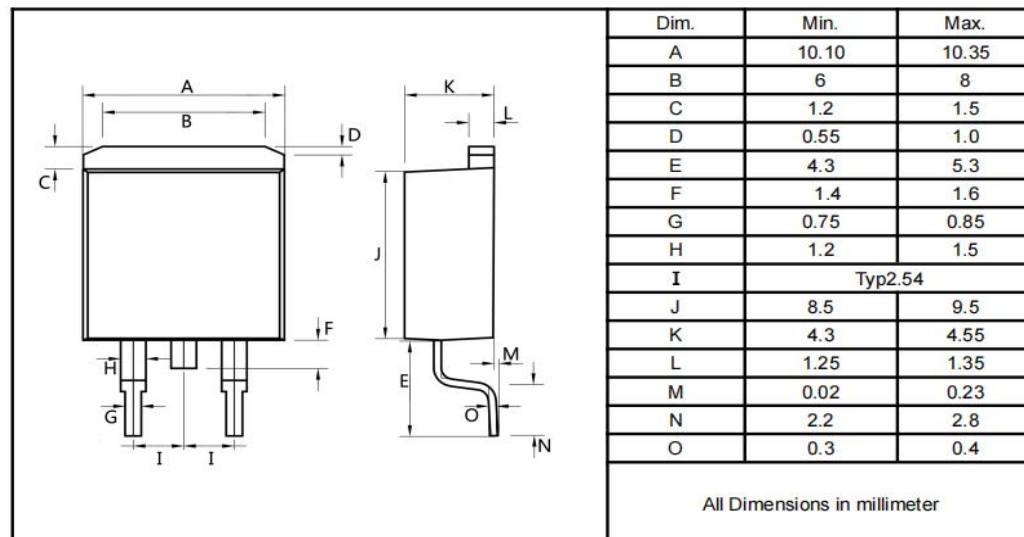
TO-220AB



TO-220F



TO-263



## X-ON Electronics

Largest Supplier of Electrical and Electronic Components

*Click to view similar products for [Schottky Diodes & Rectifiers](#) category:*

*Click to view products by [YFW Electronics](#) manufacturer:*

Other Similar products are found below :

[MA4E2039](#) [MMBD301M3T5G](#) [RB160M-50TR](#) [D83C](#) [BAS16E6433HTMA1](#) [BAS 3010S-02LRH E6327](#) [BAT 54-02LRH E6327](#)  
[NRVBAF360T3G](#) [NSR05F40QNXT5G](#) [NTE555](#) [JANS1N6640](#) [SS3003CH-TL-E](#) [GA01SHT18](#) [CRS10I30A\(TE85L,QM](#) [MBRA140TRPBF](#)  
[MBRB30H30CT-1G](#) [BAT 15-04R E6152](#) [JANTX1N5712-1](#) [DMJ3940-000](#) [SB007-03C-TB-E](#) [NRVBB20100CTT4G](#) [NRVBM120LT1G](#)  
[NTSB30U100CT-1G](#) [CRG04\(T5L,TEMQ\)](#) [ACDBA1100LR-HF](#) [ACDBA1200-HF](#) [ACDBA240-HF](#) [ACDBA3100-HF](#) [CDBQC0530L-HF](#)  
[ACDBA260LR-HF](#) [ACDBA1100-HF](#) [10BQ015-M3/5BT](#) [NRVBM120ET1G](#) [VSSB410S-M3/5BT](#) [1N5819T-G](#) [PDS1040Q-13](#) [B160BQ-13-F](#)  
[SDM05U20CSP-7](#) [BAS 70-07 E6433](#) [B140S1F-7](#) [HSM560Je3/TR13](#) [DDB2265-000](#) [ZHCS506QTA](#) [HSM190Je3/TR13](#) [B330AF-13](#)  
[ACDBUC0230-HF](#) [SDM1U100S1F-7](#) [MBR10200CTF-G1](#) [CDLL5712](#) [DMF2822-000](#)