

**Trench MOS Barrier Schottky Rectifier**

**Reverse Voltage - 80 V**

**Forward Current - 15 A**

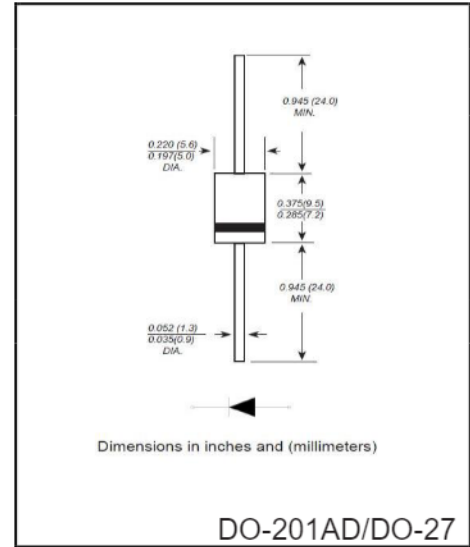


**FEATURES**

- ◆ Advanced trench technology
- ◆ Low forward voltage drop
- ◆ Low power losses
- ◆ High efficiency operation
- ◆ Lead free in comply with EU RoHS 2011/65/EU directives

**MECHANICAL DATA**

- ◆ Case: DO-201AD/DO-27
- ◆ Terminals: Solderable per MIL-STD-750, Method 2026
- ◆ Approx. Weight: 0.98g / 0.0345oz



**Maximum Ratings (Per Leg) at Ta=25°C unless otherwise specified**

Parameter	Symbols	Value	Units
Maximum Repetitive Peak Reverse Voltage	$V_{RRM}$	80	V
Maximum RMS voltage	$V_{RMS}$	80	V
Maximum DC Blocking Voltage	$V_{DC}$	80	V
Maximum Average Forward Rectified Current	Per diode $I_{F(AV)}$	15	A
Peak Forward Surge Current, 8.3ms Single Half Sine-wave superimposed on rated load per diode	$I_{FSM}$	180	A
Operating Temperature Range	$T_J$	-40 ~ +150	°C
Storage Temperature Range	$T_{STG}$	-40 ~ +150	°C
Typical Thermal Resistance Per diode(munted on FR-4 PCB)	DO-27 $R_{\theta JC}$	22	°C/W

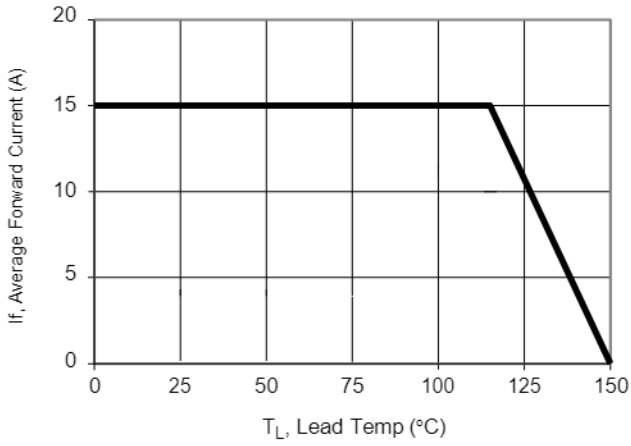
Note1: Thermal resistance from Junction to case per leg mounted on heatsink.

**Electrical Characteristics (Per Leg) unless otherwise specified**

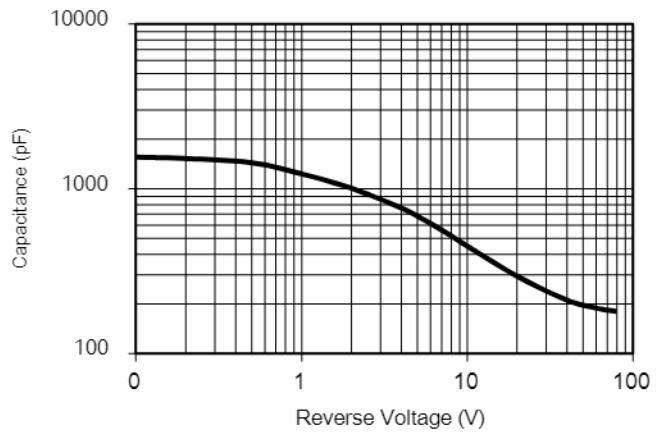
Characteristics	Symbols	Value		Units
		Typ	Max	
Forward Voltage Drop(Note2)	$V_F$	0.47	0.53	V
at $I_F=3A$ Instantaneous forward voltage per diode				
		TA=125°C		
at $I_F=15A$ Instantaneous forward voltage per diode		TA=25°C	-	
	TA=125°C	0.54	-	
Instantaneous reverse current per diode at rated reverse voltage	$I_R$	20	50	uA
		-	20	mA

Note2: (1)Pulse test: 300 μs pulse width, 1 % duty cycle  
(2) Pulse test: Pulse width ≤ 40 ms

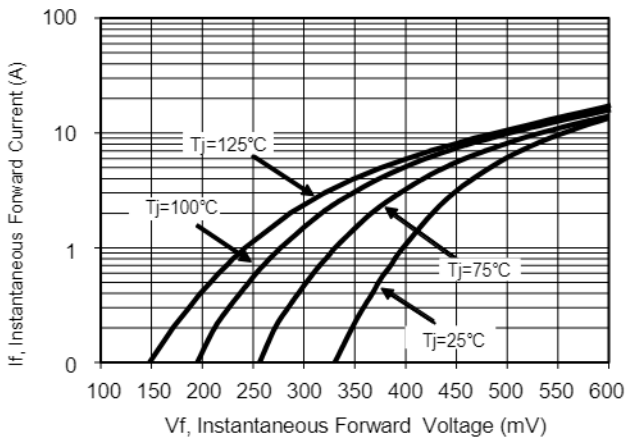
**RATINGS AND CHARACTERISTIC CURVES**



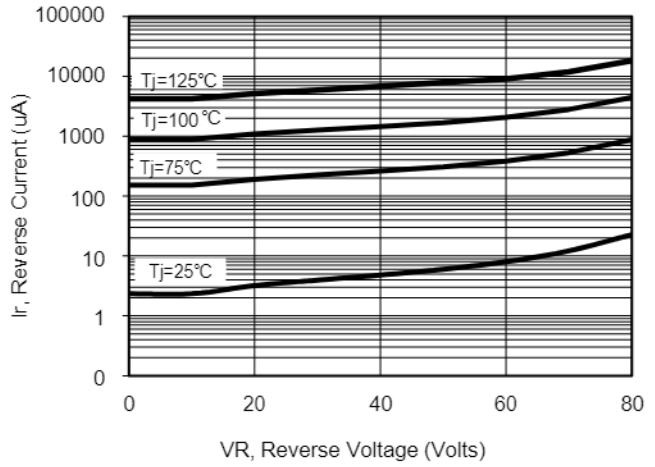
**Current Derating, Case**



**Typical Junction Capacitance**

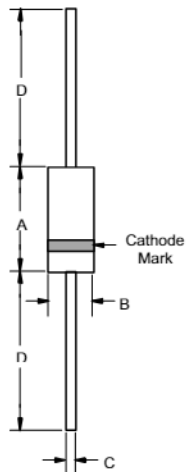


**Typical Forward Voltage**



**Typical Reverse Current**

Package Outline DO-201AD(DO-27)



DIMENSIONS					
DIM	INCHES		MM		NOTE
	MIN	MAX	MIN	MAX	
A	—	.370	—	9.50	
B	—	.250	—	6.40	
C	.048	.052	1.20	1.30	
D	1.000	—	25.40	—	

Summary of Packing Options

Package	Packing Description	Packing Quantity	Industry Standard
DO-201AD(DO-27)	BOX	250/1000/1250	EIA-481-1

## X-ON Electronics

Largest Supplier of Electrical and Electronic Components

*Click to view similar products for [Schottky Diodes & Rectifiers](#) category:*

*Click to view products by [YFW Electronics](#) manufacturer:*

Other Similar products are found below :

[MA4E2039](#) [MA4E2508M-1112](#) [MBR1545CT](#) [MMBD301M3T5G](#) [RB160M-50TR](#) [D83C](#) [BAS16E6433HTMA1](#) [BAT 54-02LRH E6327](#)  
[NRVBAF360T3G](#) [NSR05F40QNXT5G](#) [NTE555](#) [JANS1N6640](#) [SK310-T](#) [SS3003CH-TL-E](#) [GA01SHT18](#) [CRS10I30A\(TE85L,QM](#)  
[MA4E2501L-1290](#) [MBRA140TRPBF](#) [MBRB30H30CT-1G](#) [BAT 15-04R E6152](#) [JANTX1N5712-1](#) [DMJ3940-000](#) [SB007-03C-TB-E](#)  
[SK33B-TP](#) [NRVBB20100CTT4G](#) [NRVBM120LT1G](#) [NTSB30U100CT-1G](#) [VS-6CWQ10FNHM3](#) [CRG04\(T5L,TEMQ\)](#) [ACDBA1100LR-HF](#)  
[ACDBA1200-HF](#) [ACDBA240-HF](#) [ACDBA3100-HF](#) [CDBQC0530L-HF](#) [CDBQC0240LR-HF](#) [ACDBA260LR-HF](#) [ACDBA1100-HF](#)  
[MA4E2502L-1246](#) [10BQ015-M3/5BT](#) [NRVBM120ET1G](#) [CRS08TE85LQM](#) [PMAD1108-LF](#) [B120Q-13-F](#) [1N5819T-G](#) [B0530WSQ-7-F](#)  
[PDS1040Q-13](#) [B160BQ-13-F](#) [SDM05U20CSP-7](#) [B140S1F-7](#) [HSM560Je3/TR13](#)