

**650V N-CHANNEL ENHANCEMENT MODE MOSFET**

**MAIN CHARACTERISTICS**

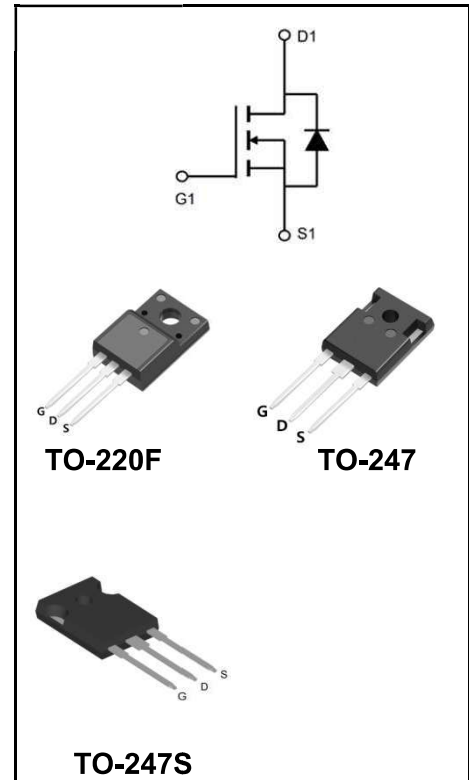
<b>I<sub>D</sub></b>	16A
<b>V<sub>DSS</sub></b>	650V
<b>R<sub>DS(on)-typ(@V<sub>GS</sub>=10V)</sub></b>	<0.55Ω <b>(Type:0.45 Ω)</b>

**Features**

- ◆Fast Switching
- ◆Low ON Resistance
- ◆Low Gate Charge
- ◆100% Single Pulse avalanche energy Test
- ◆LeadfreeincomplywithEURoHS2011/65/EUdirectives

**Mechanical Data**

- ◆Case: Molded plastic
- ◆Mounting Position: Any
- ◆Molded Plastic: UL Flammability Classification Rating 94V-0
- ◆Solder bath temperature275℃maximum,10s per JESD22-106



**Product Specification Classification**

Part Number	Package	Marking	Pack
YFW16N65AF	TO-220F(1.3 mm)	YFW 16N65AF XXXXX	50PCS/Tube
YFW16N65AP	TO-247	YFW 16N65AP XXXXX	30PCS/Tube
YFW16N65APS	TO-247S	YFW 16N65APS XXXXX	30PCS/Tube

**Maximum Ratings at Tc=25°C unless otherwise specified**

Characteristics	Symbols	Value		Units
		220F	247/247S	
Drain-Source Voltage	<b>V<sub>DS</sub></b>	650		<b>V</b>
Gate-Source Voltage	<b>V<sub>GS</sub></b>	±30		<b>V</b>
Continue Drain Current	<b>I<sub>D</sub></b>	16		<b>A</b>
-Continuous (TC = 100°C)		10		
Pulsed Drain Current (Note1)	<b>I<sub>DM</sub></b>	64		<b>A</b>
Power Dissipation	<b>P<sub>D</sub></b>	70	180	<b>W</b>
-Derate above 25°C		0.51	1.14	<b>W/°C</b>
Single Pulse Avalanche Energy (Note2)	<b>E<sub>AS</sub></b>	800		<b>mJ</b>
Avalanche Current (Note 1)	<b>I<sub>AR</sub></b>	16		<b>A</b>
Repetitive Avalanche Energy (Note 1)	<b>E<sub>AS</sub></b>	32		<b>mJ</b>
Operating Temperature Range	<b>T<sub>J</sub></b>	150		<b>°C</b>
Storage Temperature Range	<b>T<sub>STG</sub></b>	-55 to +150		<b>°C</b>
Thermal Resistance, Junction to Case	<b>R<sub>θJC</sub></b>	1.95	0.82	<b>°C/W</b>
Thermal Resistance, Junction to Ambient	<b>R<sub>θJA</sub></b>	100	62.5	<b>°C/W</b>

**Maximum Ratings at Tc=25°C unless otherwise specified**

Characteristics	Test Condition	Symbols	Min	Typ	Max	Units
Drain-Source Breakdown Voltage	V <sub>GS</sub> = 0 V, I <sub>D</sub> = 250 μA	<b>BV<sub>DSS</sub></b>	650	-	-	<b>V</b>
Breakdown Voltage Temperature Coefficient	I <sub>D</sub> =250μA (Referenced to 25°C)	$\frac{\Delta BV_{DSS}}{\Delta T_J}$	-	0.65	-	<b>V/°C</b>
Drain-Source Leakage Current	V <sub>DS</sub> = 650 V, V <sub>GS</sub> = 0 V	<b>I<sub>DSS</sub></b>	-	-	1	<b>uA</b>
	V <sub>DS</sub> = 520 V, T <sub>c</sub> = 125°C		-	-	10	
Gate Leakage Current	V <sub>GS</sub> = ± 30 V, V <sub>DS</sub> = 0 V	<b>I<sub>GSS</sub></b>	-	-	±100	<b>nA</b>
Gate-Source Threshold Voltage	V <sub>DS</sub> = V <sub>GS</sub> , I <sub>D</sub> = 250 μA	<b>V<sub>GS(th)</sub></b>	2	-	4	<b>V</b>
Drain-Source On-State Resistance	V <sub>GS</sub> = 10 V, I <sub>D</sub> = 8 A	<b>R<sub>DS(on)</sub></b>	-	0.45	0.55	<b>Ω</b>
Forward Transconductance	V <sub>DS</sub> = 15 V, I <sub>D</sub> = 8 A	<b>g<sub>fs</sub></b>	-	15	-	<b>S</b>
Input Capacitance	V <sub>GS</sub> = 0 V, V <sub>DS</sub> = 25 V, f = 1MHz	<b>C<sub>iss</sub></b>	-	2250	-	<b>pF</b>
Output Capacitance		<b>C<sub>OSS</sub></b>	-	208	-	
Reverse Transfer Capacitance		<b>C<sub>rss</sub></b>	-	17	-	
Turn-on Delay Time	I <sub>D</sub> = 16, V <sub>DD</sub> = 325V, R <sub>G</sub> =10Ω(Note3,4)	<b>td(ON)</b>	-	30	-	<b>nS</b>
Rise Time		<b>tr</b>	-	70	-	
Turn-Off Delay Time		<b>td(OFF)</b>	-	145	-	
Fall Time		<b>tf</b>	-	74	-	
Total Gate Charge	I <sub>D</sub> = 16 A, V <sub>DD</sub> = 520 V, V <sub>GS</sub> = 10 V(Note3,4)	<b>Q<sub>G</sub></b>	-	71	-	<b>nC</b>
Gate to Source Charge		<b>Q<sub>GS</sub></b>	-	15	-	
Gate to Drain Charge		<b>Q<sub>GD</sub></b>	-	22	-	

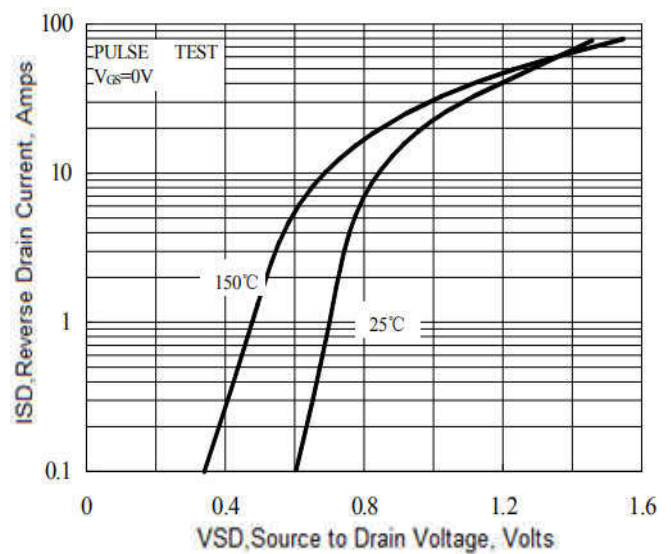
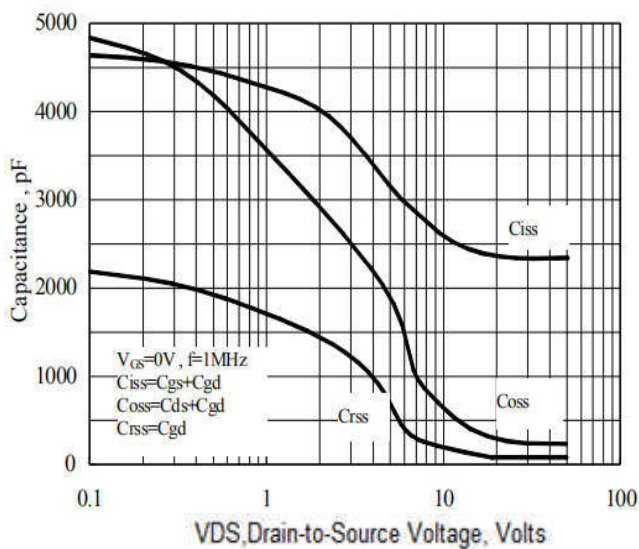
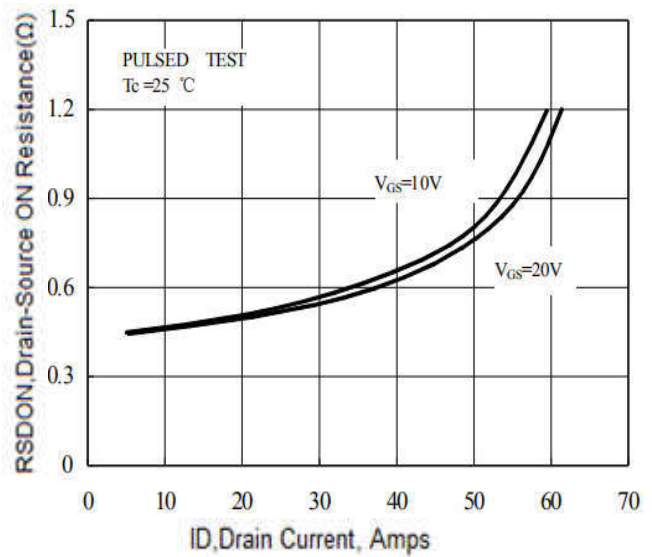
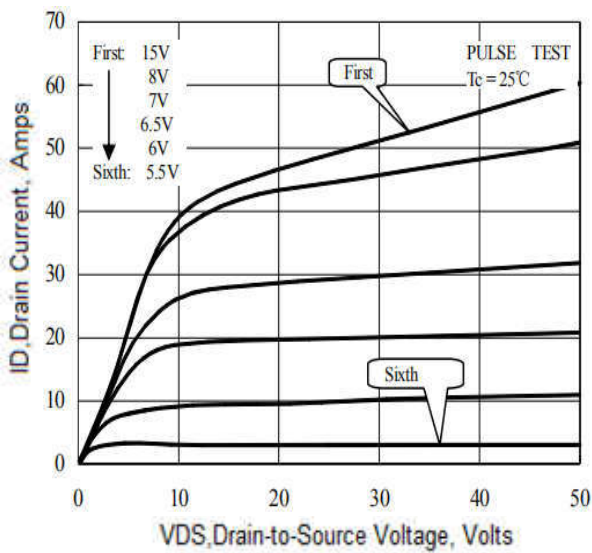
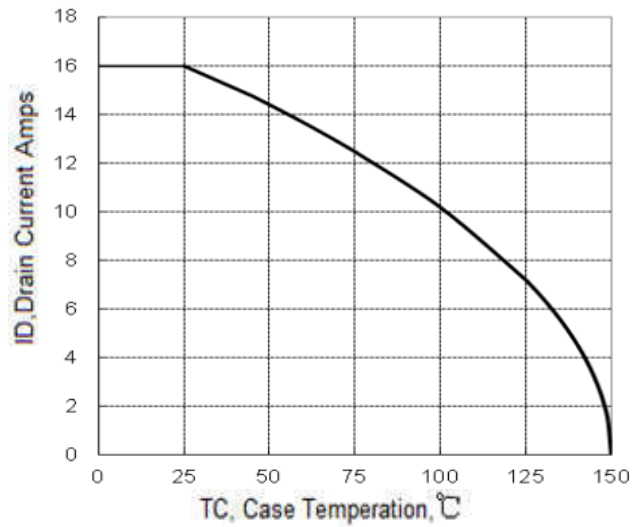
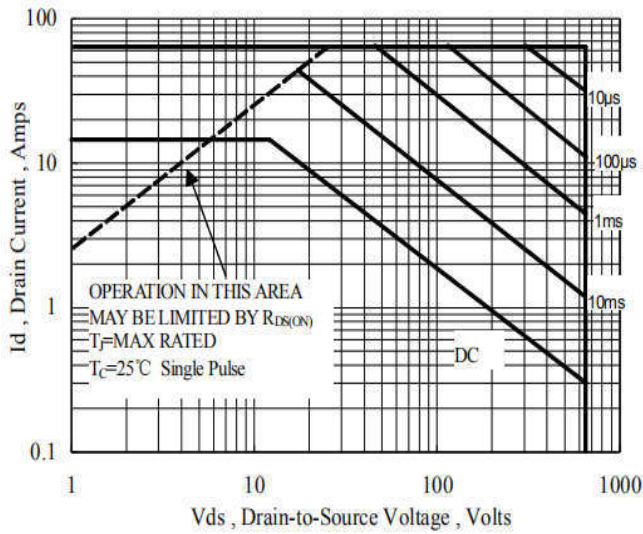
**Source-Drain Diode Characteristics at Ta=25°C unless otherwise specified**

Characteristics	Test Condition	Symbols	Min	Typ	Max	Units
Maximun Body-Diode Continuous Current		<b>I<sub>S</sub></b>	-	-	16	<b>A</b>
Maximun Body-Diode Pulsed Current(Note2)		<b>I<sub>SM</sub></b>	-	-	64	<b>A</b>
Drain-Source Diode Forward Voltage	<b>I<sub>SD</sub> = 16A</b>	<b>V<sub>SD</sub></b>	-	-	1.5	<b>V</b>
Reverse Recovery Time	<b>I<sub>SD</sub> = 16A, V<sub>GS</sub> = 0 V, dI<sub>F</sub> / dt = 100 A/μs</b>	<b>trr</b>	-	410	-	<b>nS</b>
Reverse Recovery Charge		<b>Qrr</b>	-	3.5	-	<b>uC</b>

Note:

1. Repetitive Rating: Pulse width limited by maximum junction temperature.
2. IAS = 16 A, VDD = 50 V, L = 6mH, RG = 25Ω, starting TJ = 25°C.
3. ulse test: Pulse Width ≤ 300 μ s, Duty Cycle ≤ 2%.
4. Essentially Independent of Operating Temperature

**Ratings and Characteristic Curves**



Package Outline Dimensions millimeters

TO-220F

	Dim.	Min.	Max.
	A	9.95	10.25
	B	2.95	3.25
	C	1.25	1.45
	D	12.95	13.25
	E	0.50	0.65
	F	3.1	3.3
	G	1.30	1.45
	H	Typ 2.54	
	I	Typ 5.08	
	J	4.60	4.75
	K	2.50	2.65
	L	6.35	6.55
	M	15.4	16.0
	N	2.75	3.05
O	0.48	0.52	
P	0.76	0.84	
All Dimensions in millimeter			

TO-247

	Dim.	Min.	Max.
	A	15	16
	B	20	21
	C	41	42
	D	5	6
	E	4	5
	F	2.5	3.5
	G	1.75	2.5
	H	3	3.5
	I	8	10
	J	4.9	5.1
	K	1.9	2.1
	L	3.5	4
	M	4.75	5.25
	N	2	3
O	0.55	0.75	
P	Typ 5.08		
Q	1.2	1.3	
All Dimensions in millimeter			

Package Outline Dimensions millimeters

TO-247S

	Dim.	Min.	Max.
	A	15	16
	B	19.5	20.5
	C	33.5	35.5
	D	5	6
	E	3.5	4.5
	F	2.5	3.5
	G	1.75	2.5
	H	3	4
	I	9	11
	J	4.9	5.1
	K	1	1.3
	L	3.75	4.25
	M	4.75	5.25
N	1.8	2.2	
O	0.45	0.6	
P	Typ 5.08		
Q	1.2	1.3	
All Dimensions in millimeter			

## X-ON Electronics

Largest Supplier of Electrical and Electronic Components

*Click to view similar products for [MOSFET](#) category:*

*Click to view products by [YFW Electronics](#) manufacturer:*

Other Similar products are found below :

[IRFD120](#) [JANTX2N5237](#) [2SK2267\(Q\)](#) [BUK455-60A/B](#) [TK100A10N1,S4X\(S](#) [MIC4420CM-TR](#) [VN1206L](#) [NDP4060](#) [SI4482DY](#)  
[IRS2092STRPBF-EL](#) [IPS70R2K0CEAKMA1](#) [TK31J60W5,S1VQ\(O](#) [TK31J60W,S1VQ\(O](#) [TK16J60W,S1VQ\(O](#) [2SK2614\(TE16L1,Q\)](#)  
[DMN1017UCP3-7](#) [EFC2J004NUZTDG](#) [P85W28HP2F-7071](#) [DMN1053UCP4-7](#) [NTE2384](#) [DMC2700UDMQ-7](#) [DMN2080UCB4-7](#)  
[DMN61D9UWQ-13](#) [US6M2GTR](#) [DMN31D5UDJ-7](#) [DMP22D4UFO-7B](#) [IPS60R3K4CEAKMA1](#) [DMN1006UCA6-7](#) [DMN16M9UCA6-7](#)  
[STF5N65M6](#) [IRF40H233XTMA1](#) [STU5N65M6](#) [DMN6022SSD-13](#) [DMN13M9UCA6-7](#) [DMTH10H4M6SPS-13](#) [IPS60R360PFD7SAKMA1](#)  
[DMN2990UFB-7B](#) [SSM3K35CT,L3F](#) [IPLK60R1K0PFD7ATMA1](#) [2N7002W-G](#) [MCAC30N06Y-TP](#) [IPWS65R035CFD7AXKSA1](#)  
[MCQ7328-TP](#) [SSM3J143TU,LXHF](#) [DMN12M3UCA6-7](#) [PJMF280N65E1\\_T0\\_00201](#) [PJMF380N65E1\\_T0\\_00201](#)  
[PJMF280N60E1\\_T0\\_00201](#) [PJMF600N65E1\\_T0\\_00201](#) [PJMF900N65E1\\_T0\\_00201](#)