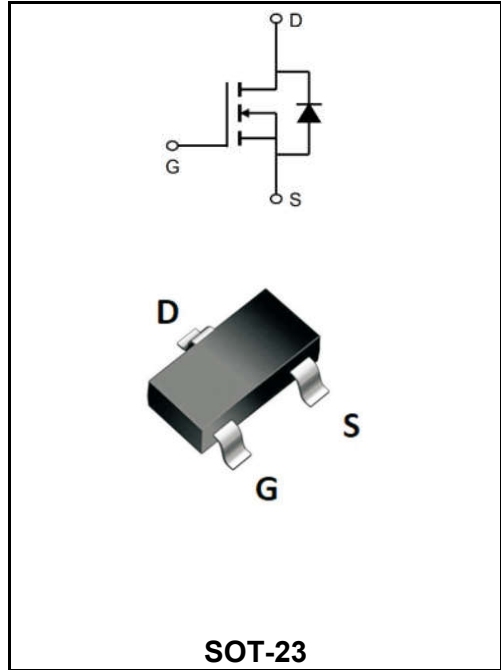


20V N-CHANNEL ENHANCEMENT MODE MOSFET

MAIN CHARACTERISTICS

I_D	3.2A
V_{DSS}	20V
$R_{DS(on)-typ}(@V_{GS}=4.5V)$	< 56mΩ (Type:43 mΩ)



Application

- ◆ Battery protection
- ◆ Load switch
- ◆ Uninterruptible power supply



Product Specification Classification

Part Number	Package	Marking	Pack
YFW2302B	SOT-23	A2SHB.	3000PCS/Tape

Maximum Ratings at Tc=25°C unless otherwise specified

Characteristics	Symbols	Value	Units
Drain-Source Voltage	V_{DS}	20	V
Gate - Source Voltage	V_{GS}	±12	V
Continuous Drain Current, V_{GS} @ 4.5V @ $T_A=25^\circ C$	I_D	3.2	A
Continuous Drain Current, V_{GS} @ 4.5V @ $T_A=70^\circ C$	I_D	1.8	A
Pulsed Drain Current [^]	I_{DM}	14	A
Total Power Dissipation @ $T_A=25^\circ C$	P_D	0.7	W
Thermal Resistance Junction-to-Ambient @Steady State	$R_{\theta JA}$	178	°C/W
Operating Junction Temperature Range	T_J, T_{STG}	-55 to +150	°C

Maximum Ratings at Tc=25°C unless otherwise specified

Characteristics	Test Condition	Symbols	Min	Typ	Max	Units
Drain-Source Breakdown Voltage	$V_{GS}=0V, I_D=250\mu A$	BV_{DSS}	20	21	-	V
Zero Gate Voltage Drain Current	$V_{DS}=20V, V_{GS}=0V, T_J=25^\circ C$	I_{DSS}	-	-	1	μA
Gate-Body Leakage Current	$V_{GS}=\pm 12V, V_{DS}=0V$	I_{GSS}	-	-	± 100	nA
Gate -Threshold Voltage	$V_{DS}=V_{GS}, I_D=250\mu A$	$V_{GS(th)}$	0.52	0.66	0.9	V
Static Drain-Source On-Resistance	$V_{GS}=4.5V, I_D=2.0A$	$R_{DS(on)}$	-	43	56	m Ω
	$V_{GS}=2.5V, I_D=1.5A$		-	58	78	
Input Capacitance	$V_{DS}=10V$ $V_{GS}=0V$ $f=1.0MHz$	C_{iss}	-	280	-	μF
Output Capacitance		C_{oss}	-	46	-	
Reverse Transfer Capacitance		C_{rss}	-	29	-	
Total Gate Charge	$V_{GS}=4.5V$ $V_{DS}=10V$ $I_D=3.0A$	Q_g	-	2.9	-	nC
Gate-Source Charge		Q_{gs}	-	0.4	-	
Gate-Drain Charge		Q_{gd}	-	0.6	-	
Turn-on delay time	$V_{GS}=4.5V$ $V_{DD}=10V$ $R_L=1.5\Omega$ $R_{GEN}=3\Omega$	$t_{d(on)}$	-	13	-	ns
Turn-on Rise Time		T_r	-	54	-	
Turn-Off Delay Time		$t_{d(OFF)}$	-	18	-	
Turn-Off Fall Time		t_f	-	11	-	
Maximum Body-Diode Continuous Current		I_S	-	-	3.0	A
Diode Forward Voltage	$V_{GS}=0V, I_S=3.0A$	V_{SD}	-	-	1.2	V

Note:

- 1、Pulse Test: Pulse Width $\leq 300\mu s$, Duty cycle $\leq 2\%$.
- 2、Device mounted on FR-4 PCB, 1 inch x 0.85 inch x 0.062 inch.

Ratings and Characteristic Curves

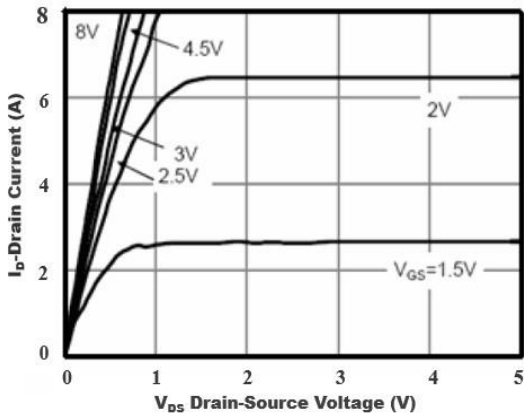


Figure1. Output Characteristics

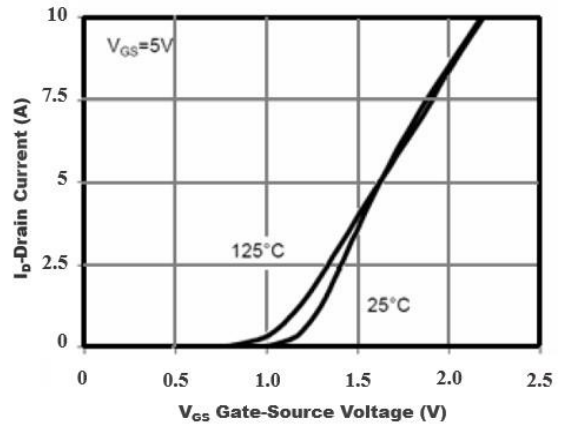


Figure2. Transfer Characteristics

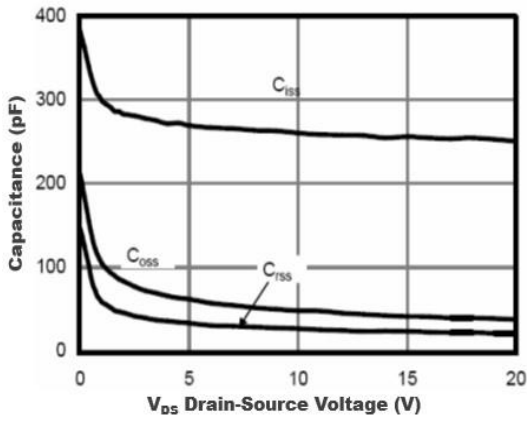


Figure3. Capacitance Characteristics

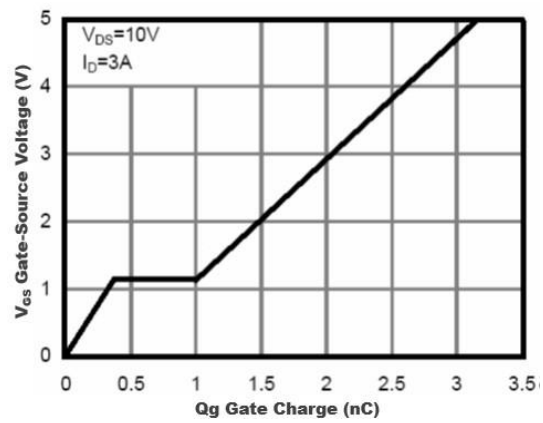


Figure4. Gate Charge

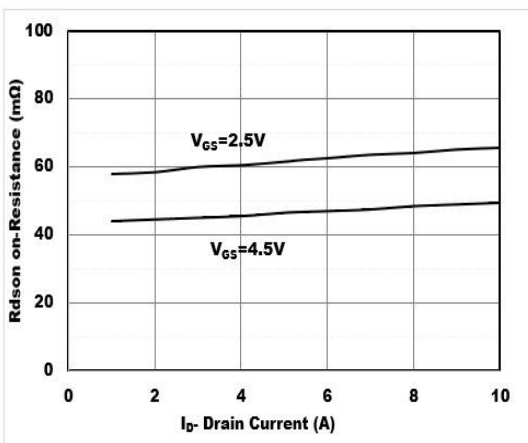


Figure5. Drain-Source on Resistance

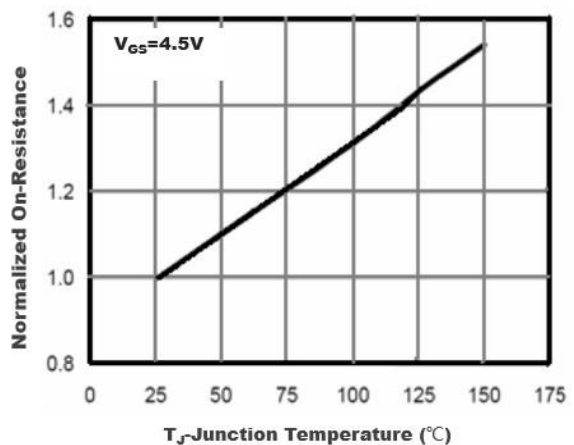


Figure6. Drain-Source on Resistance

Ratings and Characteristic Curves

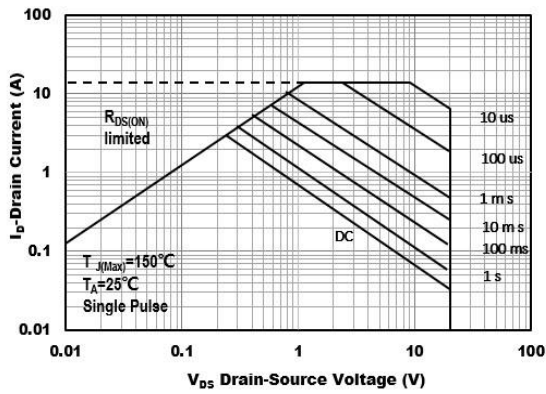


Figure7. Safe Operation Area

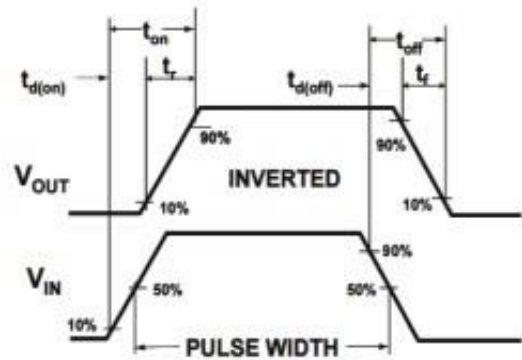
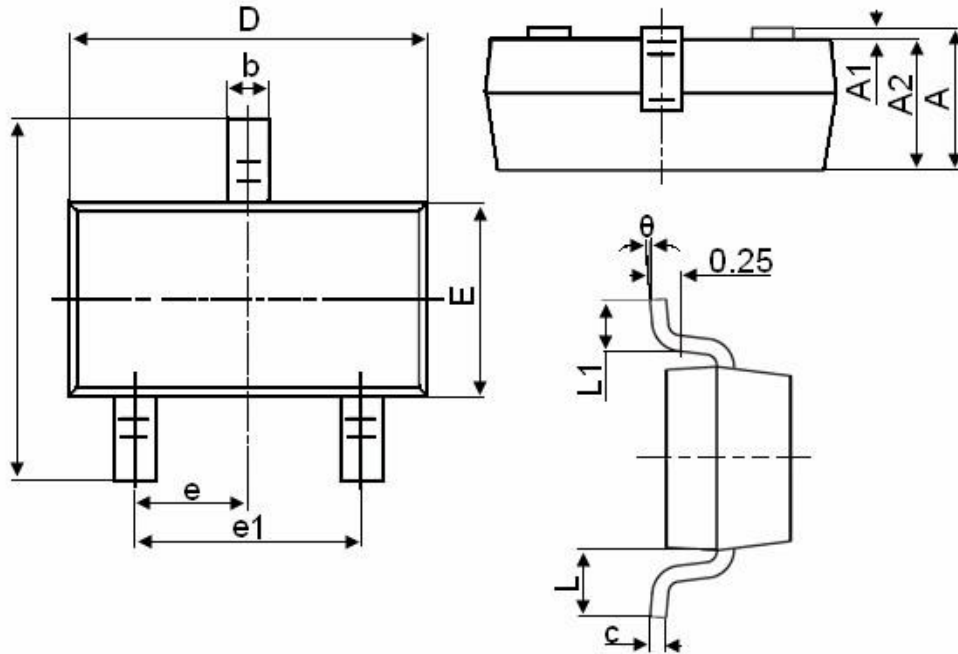


Figure8. Switching wave

SOT-23



Symbol	Dimensions in Millimeters	
	MIN.	MAX.
A	0.900	1.150
A1	0.000	0.100
A2	0.900	1.050
b	0.300	0.500
c	0.080	0.150
D	2.800	3.000
E	1.200	1.400
E1	2.250	2.550
e	0.950TYP	
e1	1.800	2.000
L	0.550REF	
L1	0.300	0.500
θ	0°	8°

X-ON Electronics

Largest Supplier of Electrical and Electronic Components

Click to view similar products for [MOSFET](#) category:

Click to view products by [YFW Electronics](#) manufacturer:

Other Similar products are found below :

[IRFD120](#) [JANTX2N5237](#) [2SK2267\(Q\)](#) [BUK455-60A/B](#) [TK100A10N1,S4X\(S](#) [MIC4420CM-TR](#) [VN1206L](#) [NDP4060](#) [SI4482DY](#)
[IRS2092STRPBF-EL](#) [IPS70R2K0CEAKMA1](#) [SQM120N06-3M5L-GE3](#) [TK31J60W5,S1VQ\(O](#) [TK31J60W,S1VQ\(O](#) [TK16J60W,S1VQ\(O](#)
[2SK2614\(TE16L1,Q\)](#) [DMN1017UCP3-7](#) [EFC2J004NUZTDG](#) [P85W28HP2F-7071](#) [NTE2384](#) [DMC2700UDMQ-7](#) [DMN2080UCB4-7](#)
[DMN61D9UWQ-13](#) [US6M2GTR](#) [DMN31D5UDJ-7](#) [DMP22D4UFO-7B](#) [IPS60R3K4CEAKMA1](#) [DMN1006UCA6-7](#) [DMN16M9UCA6-7](#)
[STF5N65M6](#) [IRF40H233XTMA1](#) [STU5N65M6](#) [DMN6022SSD-13](#) [DMN13M9UCA6-7](#) [DMTH10H4M6SPS-13](#) [IPS60R360PFD7SAKMA1](#)
[DMN2990UFB-7B](#) [SSM3K35CT,L3F](#) [IPLK60R1K0PFD7ATMA1](#) [2N7002W-G](#) [MCAC30N06Y-TP](#) [IPWS65R035CFD7AXKSA1](#)
[MCQ7328-TP](#) [SSM3J143TU,LXHF](#) [PJMF280N65E1_T0_00201](#) [PJMF380N65E1_T0_00201](#) [PJMF280N60E1_T0_00201](#)
[PJMF600N65E1_T0_00201](#) [PJMF900N65E1_T0_00201](#) [PJMF900N60E1_T0_00201](#)