

500V N-CHANNEL ENHANCEMENT MODE MOSFET

MAIN CHARACTERISTICS

I_D	28A
V_{DSS}	500V
$R_{DS(on)-typ}(@V_{GS}=10V)$	<0.18Ω (Type:0.14Ω)

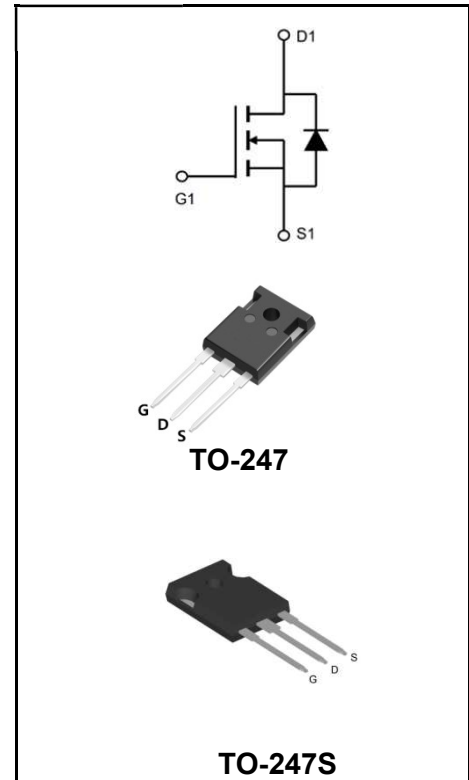
Features

- ◆Fast Switching
- ◆Low ON Resistance
- ◆Low Gate Charge
- ◆100% Single Pulse avalanche energy Test
- ◆LeadfreeincomplywithEUroHS2011/65/EUdirectives



Mechanical Data

- ◆Case: Molded plastic
- ◆Mounting Position: Any
- ◆Molded Plastic: UL Flammability Classification Rating 94V-0
- ◆Solder bath temperature275°C maximum,10s per JESD22-106



Product Specification Classification

Part Number	Package	Marking	Pack
YFW28N50AP	TO-247	YFW 28N50AP XXXXX	30PCS/Tube
YFW28N50APS	TO-247S	YFW 28N50APS XXXXX	30PCS/Tube

Maximum Ratings at Tc=25°C unless otherwise specified

Characteristics	Symbols	Value	Units
		247/247S	
Drain-Source Voltage	V_{DS}	500	V
Gate-Source Voltage	V_{GS}	±30	V
Continue Drain Current	I_D	28	A
-Continuous (TC = 100°C)		19	
Pulsed Drain Current (Note1)	I_{DM}	100	A
Power Dissipation	P_D	300	W
-Derate above 25°C		2.5	
Single Pulse Avalanche Energy (Note2)	E_{AS}	1500	mJ
Avalanche Current (Note 1)	I_{AR}	28	A
Repetitive Avalanche Energy (Note 1)	E_{AS}	32	mJ
Operating Temperature Range	T_J	150	°C
Storage Temperature Range	T_{STG}	-55 to +150	°C
Thermal Resistance, Junction to Case	R_{θJC}	0.42	°C/W
Thermal Resistance, Junction to Ambient	R_{θJA}	40	°C/W

Maximum Ratings at Tc=25°C unless otherwise specified

Characteristics	Test Condition	Symbols	Min	Typ	Max	Units
Drain-Source Breakdown Voltage	V _{GS} = 0 V, I _D = 250 μA	BV_{DSS}	500	-	-	V
Breakdown Voltage Temperature Coefficient	I _D =250μA (Referenced to 25°C)	$\frac{\Delta BV_{DSS}}{\Delta T_J}$	-	0.5	-	V/°C
Drain-Source Leakage Current	V _{DS} = 500 V, V _{GS} = 0 V	I_{DSS}	-	-	1	uA
	V _{DS} = 400 V, T _c = 125°C		-	-	10	
Gate Leakage Current	V _{GS} = ± 30 V, V _{DS} = 0 V	I_{GSS}	-	-	±100	nA
Gate-Source Threshold Voltage	V _{DS} = V _{GS} , I _D = 250 μA	V_{GS(th)}	2	0	4	V
Drain-Source On-State Resistance	V _{GS} = 10 V, I _D = 14A	R_{DS(on)}	-	0.14	0.18	Ω
Forward Transconductance	V _{DS} = 15 V, I _D = 14 A	g_{fs}	-	18	-	S
Input Capacitance	V _{GS} = 0 V, V _{DS} = 25 V, f = 1MHz	C_{iss}	-	4611	-	pF
Output Capacitance		C_{oss}	-	225	-	
Reverse Transfer Capacitance		C_{rss}	-	12	-	
Turn-on Delay Time	I _D = 28, V _{DD} = 250V, R _G =25Ω(Note3,4)	td(ON)	-	37.2	-	nS
Rise Time		tr	-	64.4	-	
Turn-Off Delay Time		td(OFF)	-	86.8	-	
Fall Time		tf	-	46	-	
Total Gate Charge	I _D =28 A, V _{DD} = 400 V, V _{GS} = 10 V(Note3,4)	Q_G	-	121	-	nC
Gate to Source Charge		Q_{GS}	-	20	-	
Gate to Drain Charge		Q_{GD}	-	32	-	

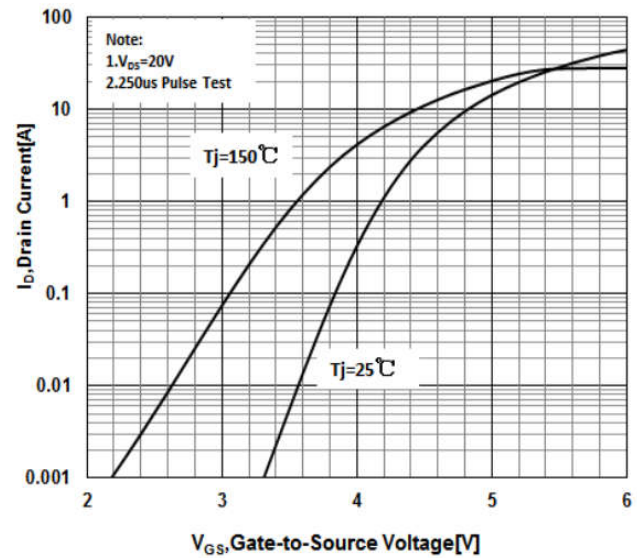
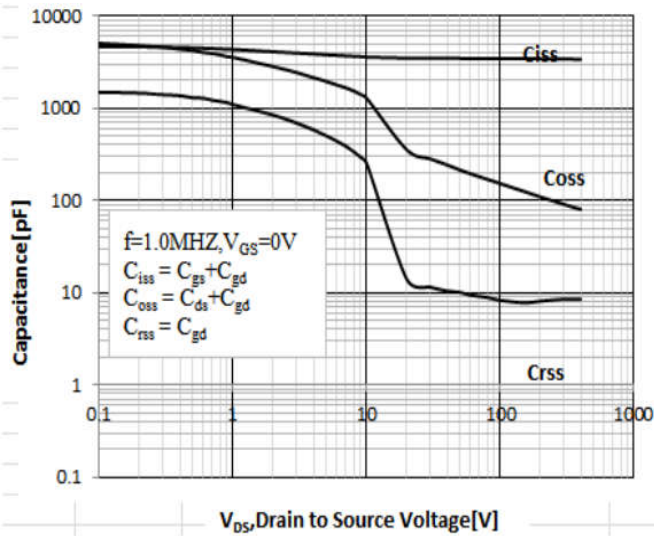
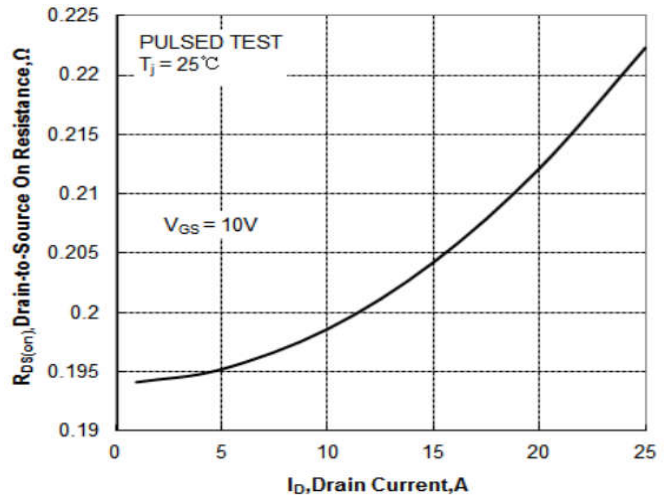
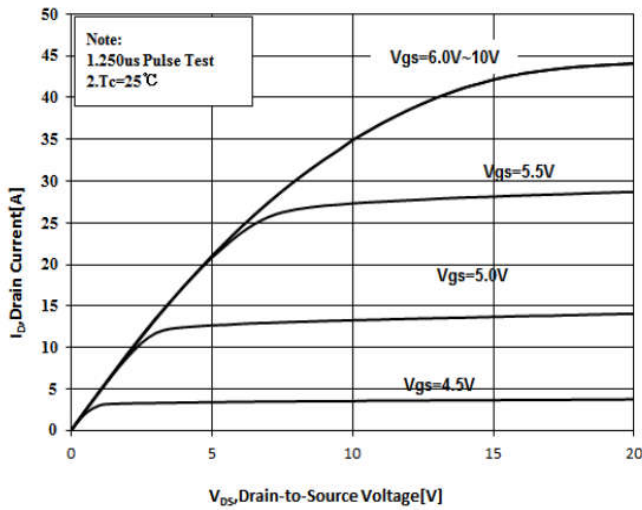
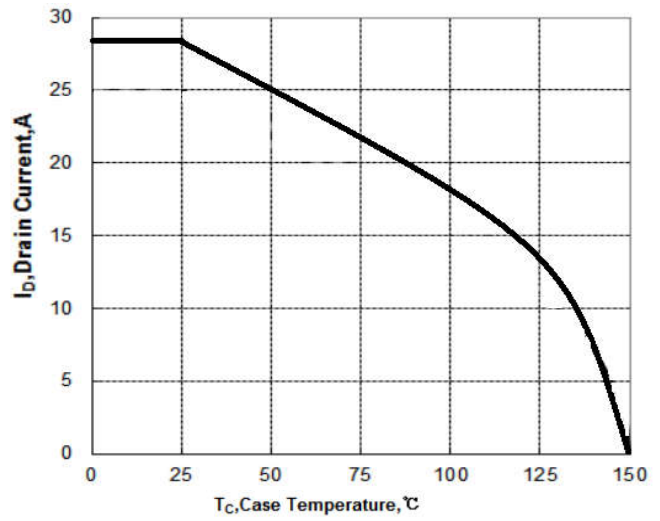
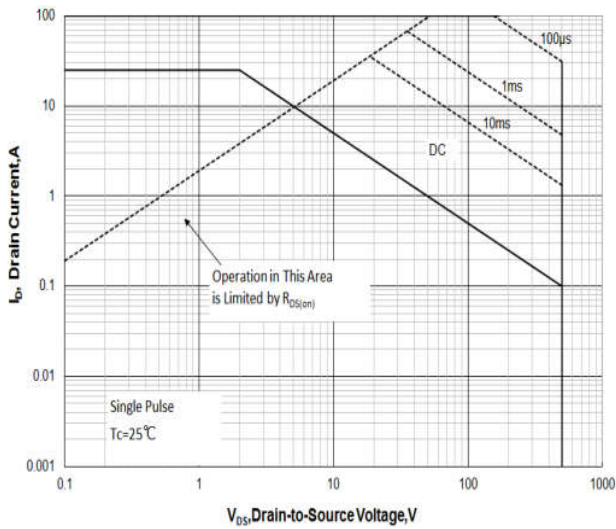
Source-Drain Diode Characteristics at Ta=25°C unless otherwise specified

Characteristics	Test Condition	Symbols	Min	Typ	Max	Units
Maximun Body-Diode Continuous Current		I_S	-	-	25	A
Maximun Body-Diode Pulsed Current		I_{SM}	-	-	100	A
Drain-Source Diode Forward Voltage	I _{SD} =28A	V_{SD}	-	-	1.5	V
Reverse Recovery Time	I _{SD} = 28A, V _{GS} = 0 V, dI _F / dt = 100 A/μs	trr	-	490	-	nS
Reverse Recovery Charge		Qrr	-	6.2	-	uC

Note:

1. Repetitive Rating: Pulse width limited by maximum junction temperature.
2. IAS = 28 A, VDD = 50 V, L = 4mH, RG = 25Ω, starting TJ = 25°C.
3. ulse test: Pulse Width ≤300 μ s, Duty Cycle≤2%.
4. Essentially Independent of Operating Temperature.

Ratings and Characteristic Curves



Package Outline Dimensions Millimeters

TO-247

	Dim.	Min.	Max.
	A	15	16
	B	20	21
	C	41	42
	D	5	6
	E	4	5
	F	2.5	3.5
	G	1.75	2.5
	H	3	3.5
	I	8	10
	J	4.9	5.1
	K	1.9	2.1
L	3.5	4	
M	4.75	5.25	
N	2	3	
O	0.55	0.75	
P	Typ 5.08		
Q	1.2	1.3	
All Dimensions in millimeter			

TO-247S

	Dim.	Min.	Max.
	A	15	16
	B	19.5	20.5
	C	33.5	35.5
	D	5	6
	E	3.5	4.5
	F	2.5	3.5
	G	1.75	2.5
	H	3	4
	I	9	11
	J	4.9	5.1
	K	1	1.3
L	3.75	4.25	
M	4.75	5.25	
N	1.8	2.2	
O	0.45	0.6	
P	Typ 5.08		
Q	1.2	1.3	
All Dimensions in millimeter			

X-ON Electronics

Largest Supplier of Electrical and Electronic Components

Click to view similar products for [MOSFET](#) category:

Click to view products by [YFW Electronics](#) manufacturer:

Other Similar products are found below :

[IRFD120](#) [JANTX2N5237](#) [BUK455-60A/B](#) [MIC4420CM-TR](#) [VN1206L](#) [NDP4060](#) [SI4482DY](#) [IPS70R2K0CEAKMA1](#) [SQD23N06-31L-GE3](#)
[TK16J60W,S1VQ\(O](#) [2SK2614\(TE16L1,Q\)](#) [DMN1017UCP3-7](#) [DMN1053UCP4-7](#) [SQJ469EP-T1-GE3](#) [NTE2384](#) [DMC2700UDMQ-7](#)
[DMN2080UCB4-7](#) [DMN61D9UWQ-13](#) [US6M2GTR](#) [DMN31D5UDJ-7](#) [DMP22D4UFO-7B](#) [DMN1006UCA6-7](#) [DMN16M9UCA6-7](#)
[STF5N65M6](#) [IRF40H233XTMA1](#) [STU5N65M6](#) [DMN6022SSD-13](#) [DMN13M9UCA6-7](#) [DMTH10H4M6SPS-13](#) [DMN2990UFB-7B](#)
[IPB80P04P405ATMA2](#) [2N7002W-G](#) [MCAC30N06Y-TP](#) [MCQ7328-TP](#) [NTMC083NP10M5L](#) [BXP7N65D](#) [BXP4N65F](#) [AOL1454G](#)
[WMJ80N60C4](#) [BXP2N20L](#) [BXP2N65D](#) [BXT1150N10J](#) [BXT1700P06M](#) [TSM60NB380CP](#) [ROG](#) [RQ7L055BGTGR](#) [DMNH15H110SK3-13](#)
[SLF10N65ABV2](#) [BSO203SP](#) [BSO211P](#) [IPA60R230P6](#)