

SS12 thru SS120 SMA

FEATURES

- Low profile package
- Ideal for automated placement
- Low power losses, high efficiency
- Low forward voltage drop
- High surge capability
- High temperature soldering: 260°C/10 seconds at terminals
- Component in accordance to RoHS 2002/95/1 and WEEE 2002/96/EC



Mechanical Data

- Case: JEDEC DO-214AC molded plastic
- Terminals: Solder plated, solderable per JESD22-B102D
- Polarity: Laser band denotes cathode end

Major Ratings and Characteristics

$I_{F(AV)}$	1.0A
V_{RRM}	20 V to 200 V
I_{FSM}	40A
V_F	0.50V, 0.55V, 0.70V, 0.85V, 0.95V
$T_{j\ max.}$	125 °C

Maximum Ratings & Thermal Characteristics

(TA = 25 °C unless otherwise noted)

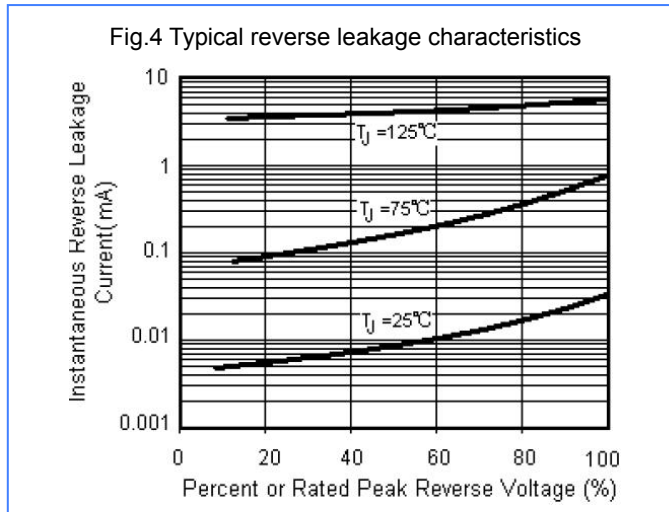
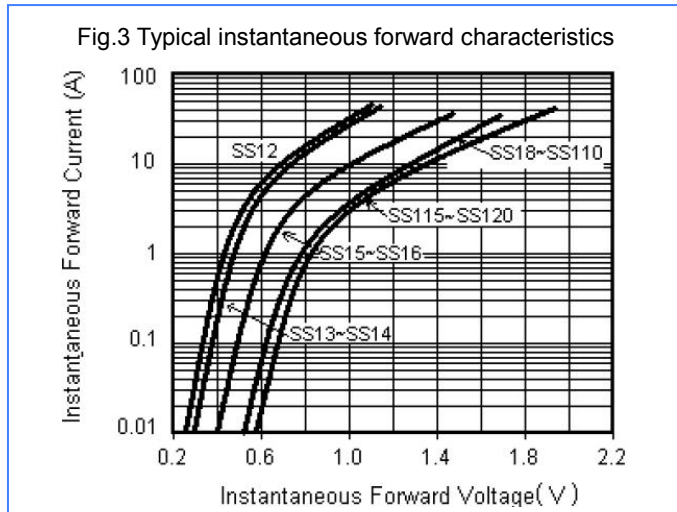
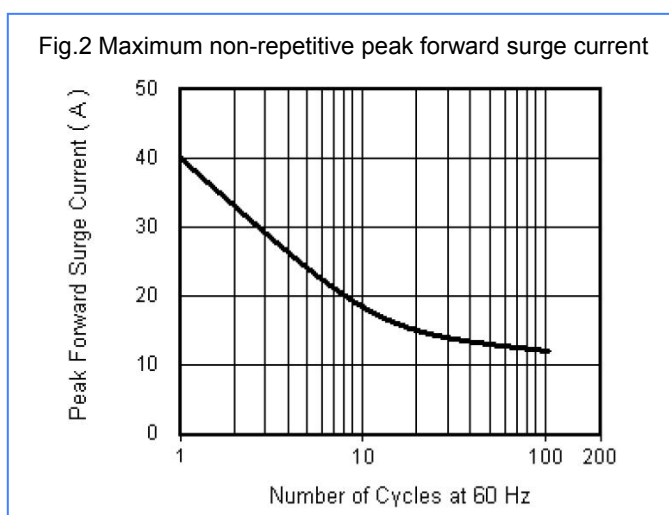
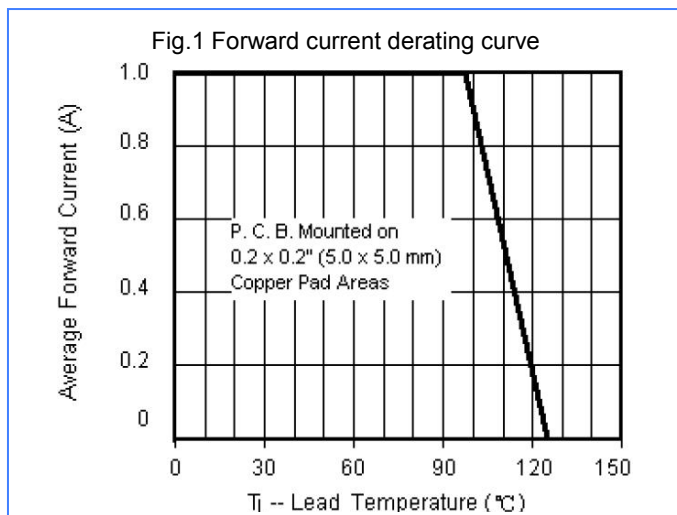
Items	Symbol	SS12	SS13	SS14	SS15	SS16	SS18	SS110	SS115	SS120	Unit
Maximum repetitive peak reverse voltage	V_{RRM}	20	30	40	50	60	80	100	150	200	V
Maximum RMS voltage	V_{RMS}	14	21	28	35	42	56	70	105	140	V
Maximum DC blocking voltage	V_{DC}	20	30	40	50	60	80	100	150	200	V
Maximum average forward rectified current	$I_{F(AV)}$	1.0									A
Peak forward surge current 8.3ms single half sine-wave superimposed on rated load	I_{FSM}	40									A
Voltage rate of change (rated VR)	dv/dt	10000									V/μs
Thermal resistance from junction to lead ⁽¹⁾	$R_{θJL}$	35									°C/W
Operating junction and storage temperature range	T_J, T_{STG}	-65 TO +125									°C

Note 1: Mounted on P.C.B. with 0.2 x 0.2" (5.0 x 5.0mm) copper pad areas.

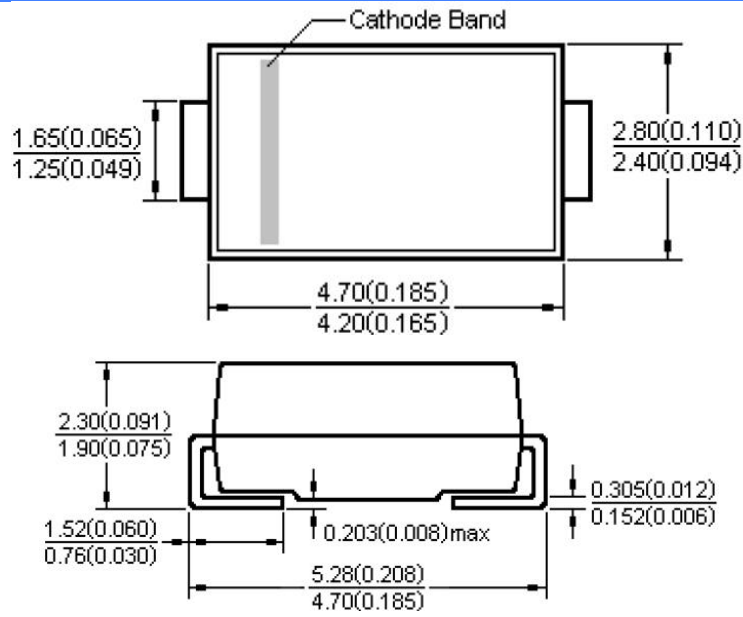
Electrical Characteristics (TA = 25 °C unless otherwise noted)

Items	Test conditions	Symbol	SS12	SS13~14	SS15~16	SS18~110	SS115~120	UNIT
Instantaneous forward voltage	IF=1.0A ⁽²⁾	V _F	0.50	0.55	0.70	0.85	0.95	V
Reverse current	V _R =V _{DC}	T _J =25°C	0.5					mA
		T _J =100°C	5.0					

Note 2: Pulse test:300μs pulse width,1% duty cycle.

Typical Characteristics


Package Outline(SMA DO-214AC)



Dimensions in millimeters and (inches)

Disclaimer

Specifications are subject to change without notice.

The device characteristics and parameters in this data sheet can and do vary in different applications and actual device performance may vary over time.

Users should verify actual device performance in their specific applications.

X-ON Electronics

Largest Supplier of Electrical and Electronic Components

Click to view similar products for [Schottky Diodes & Rectifiers](#) category:

Click to view products by [Yint](#) manufacturer:

Other Similar products are found below :

[MA4E2039](#) [MA4E2508M-1112](#) [MBR10100CT-BP](#) [MBR1545CT](#) [MMBD301M3T5G](#) [GS1JE-TP](#) [RB160M-50TR](#) [BAS16E6433HTMA1](#)
[BAS 3010S-02LRH E6327](#) [BAT 54-02LRH E6327](#) [NSR05F40QNXT5G](#) [NSVR05F40NXT5G](#) [NTE555](#) [JANS1N6640](#) [SB07-03C-TB-H](#)
[SK310-T](#) [SK33A-TP](#) [SK34B-TP](#) [SS3003CH-TL-E](#) [PDS3100Q-7](#) [GA01SHT18](#) [CRS10I30A\(TE85L,QM](#) [MA4E2501L-1290](#)
[MBRB30H30CT-1G](#) [DMJ3940-000](#) [SB007-03C-TB-E](#) [SK32A-TP](#) [SK33B-TP](#) [SK35A-TP](#) [SK38B-LTP](#) [SK38B-TP](#) [NRVBM120LT1G](#)
[NTE505](#) [NTSB30U100CT-1G](#) [VS-6CWQ10FNHM3](#) [CRG04\(T5L,TEMQ\)](#) [ACDBA1100LR-HF](#) [ACDBA1200-HF](#) [ACDBA2100-HF](#)
[ACDBA240-HF](#) [ACDBA3100-HF](#) [CDBQC0530L-HF](#) [ACDBA260LR-HF](#) [ACDBA1100-HF](#) [MA4E2502L-1246](#) [10BQ060-M3/5BT](#)
[NRVB130LSFT1G](#) [CRS08TE85LQM](#) [PMAD1108-LF](#) [B120Q-13-F](#)