

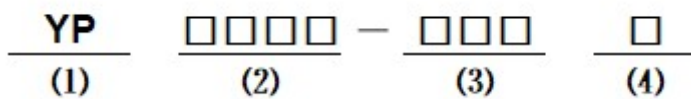
■ Features

- High current Type.
- Ferrite bobbin core and compact size.
- Low core loss for high frequency power application.
- Large terminal surface for good PCB bonding.
- Operating temperature:-40°C ~ +125°C.

■ Applications

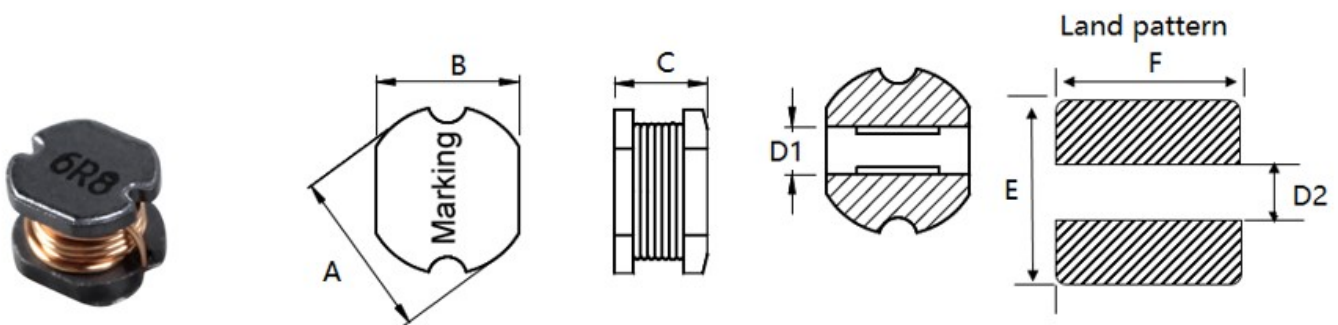
- Portable communication equipment.
- Notebook PC,digital camera,LCD television set.
- Power supply for VTR,OA equipment.
- DC/DC converters.

■ Product Identification



- (1) : Type
- (2) : Dimensions
- (3) : Inductance value
- (4): Inductance Tolerance: N=±30%,M=±20%, L=±15%, K=±10%

■ Shapes and Dimensions (Unit: mm)



TYPE	A	B	C	D1 Ref.	D2 Ref.	E Ref.	F Ref.
YP1005	10.0±0.3	9.0±0.3	5.4±0.3	2.9	2.5	10.0	9.5

■ YP1005 Series

Part Number	Inductance (μ H)	L Test Frequency (KHz)	Max.DC Resistance (Ω)	Max.Rated Current (A)
YP1005-1R0□	1.00	100	0.008	10.50
YP1005-1R5□	1.50	100	0.010	9.50
YP1005-2R2□	2.20	100	0.013	8.50
YP1005-3R3□	3.30	100	0.030	5.84
YP1005-4R7□	4.70	100	0.035	4.50
YP1005-5R6□	5.60	100	0.040	3.88
YP1005-6R8□	6.80	100	0.050	3.64
YP1005-8R2□	8.20	100	0.050	3.50
YP1005-100□	10.0	100	0.060	2.60
YP1005-120□	12.0	100	0.070	2.45
YP1005-150□	15.0	100	0.080	2.27
YP1005-180□	18.0	100	0.090	2.15
YP1005-220□	22.0	100	0.100	1.95
YP1005-270□	27.0	100	0.110	1.76
YP1005-330□	33.0	100	0.120	1.50
YP1005-390□	39.0	100	0.140	1.37
YP1005-470□	47.0	100	0.170	1.28
YP1005-560□	56.0	100	0.190	1.17
YP1005-680□	68.0	100	0.220	1.11
YP1005-820□	82.0	100	0.250	1.00
YP1005-101□	100	100	0.350	0.97
YP1005-121□	120	100	0.400	0.89
YP1005-151□	150	100	0.470	0.78

■ YP1005 Series

Part Number	Inductance (uH)	L Test Frequency (KHz)	Max.DC Resistance (Ω)	Max.Rated Current (A)
YP1005-181□	180	100	0.630	0.72
YP1005-221□	220	100	0.730	0.66
YP1005-271□	270	100	0.970	0.57
YP1005-331□	330	100	1.150	0.52
YP1005-391□	390	100	1.300	0.48
YP1005-471□	470	100	1.480	0.42
YP1005-561□	560	100	1.900	0.33
YP1005-681□	680	100	2.250	0.28
YP1005-821□	820	100	2.550	0.24
YP1005-102□	1000	100	2.700	0.20
YP1005-222□	2200	100	5.220	0.17
YP1005-472□	4700	100	10.400	0.15

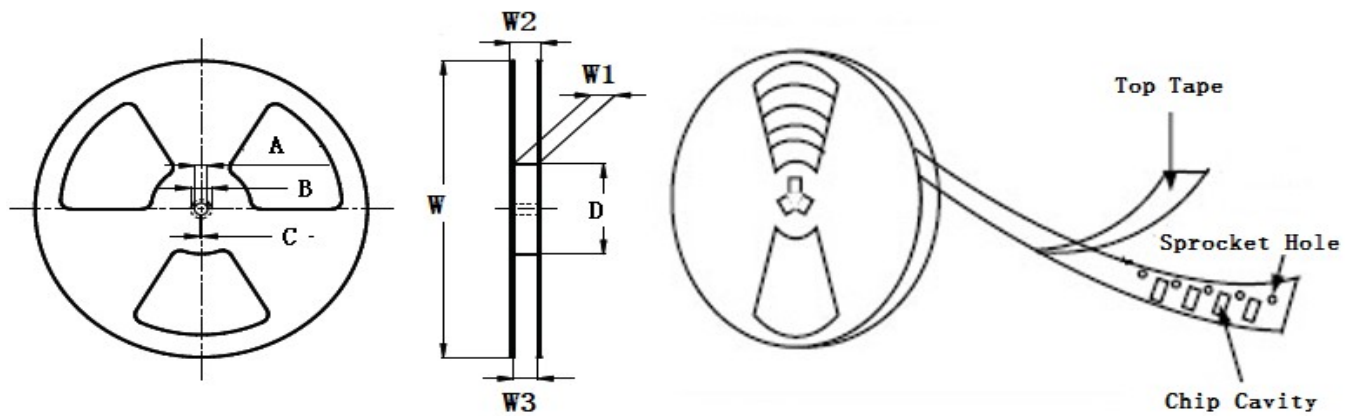
- ※ The saturation current value is the DC current value having inductance decrease down to 30%.(at 20°C)
- ※ The temperature rise current value is the DC current value having temperature increase up to 40°C. (at 20°C)
- ※ The rated current is the DC current value that satisfies both of current value saturation current value and temperature rise current value.

■ Taping Dimensions(Unit:mm)



TYPE	W	A	B	C	D	E	P	K Ref	T	MPQ
YP1005	24±0.3	9.20±0.1	10.20±0.1	10.75	11.5±0.1	5.60±0.1	16.0±0.1	5.80	0.40±0.05	1000

■ Reel Dimensions(Unit:mm)

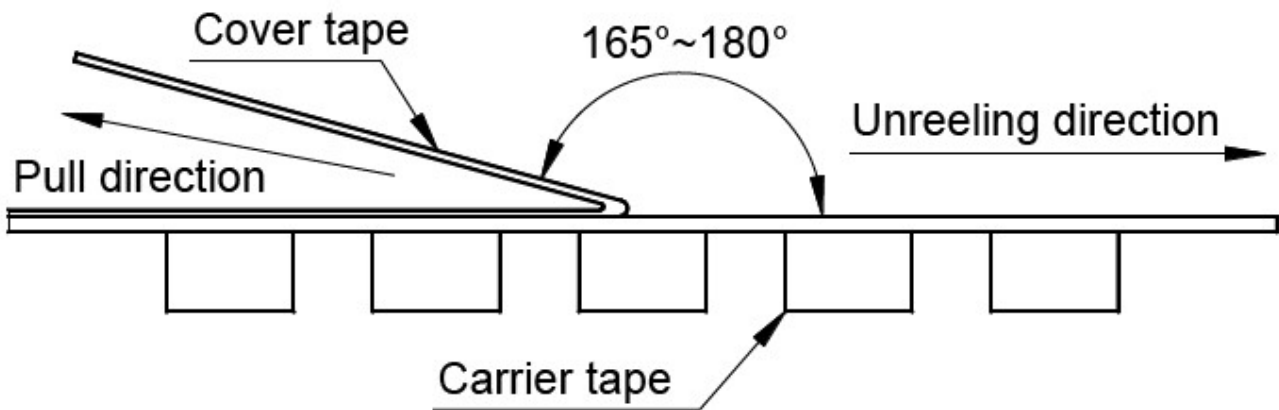


TYPE	W	W1	W2	W3	A	B	C	D
YP1005	330±2.0	24.4±1.50	30.4MAX	23.9 Min	13.0±0.50	21.0±0.80	2.0±0.50	100 Min

Direction of rolling



Cover tape peel off condition



Cover tape peel force shall be 0.1N to 1.3N.

Reference peel speed 300±10mm/min.

X-ON Electronics

Largest Supplier of Electrical and Electronic Components

Click to view similar products for [Fixed Inductors](#) category:

Click to view products by [YJYCOIN](#) manufacturer:

Other Similar products are found below :

[MLZ1608M6R8WTD25](#) [MLZ1608N6R8LT000](#) [MLZ1608N3R3LTD25](#) [MLZ1608N3R3LT000](#) [MLZ1608N150LT000](#)

[MLZ1608M150WTD25](#) [MLZ1608M3R3WTD25](#) [MLZ1608M3R3WT000](#) [MLZ1608M150WT000](#) [MLZ1608A1R5WT000](#)

[MLZ1608N1R5LT000](#) [B82432C1333K000](#) [PCMB053T-1R0MS](#) [PCMB053T-1R5MS](#) [PCMB104T-1R5MS](#) [CR32NP-100KC](#) [CR32NP-](#)

[151KC](#) [CR32NP-180KC](#) [CR32NP-181KC](#) [CR32NP-1R5MC](#) [CR32NP-390KC](#) [CR32NP-3R9MC](#) [CR32NP-680KC](#) [CR32NP-820KC](#)

[CR32NP-8R2MC](#) [CR43NP-390KC](#) [CR43NP-560KC](#) [CR43NP-680KC](#) [CR54NP-181KC](#) [CR54NP-470LC](#) [CR54NP-820KC](#) [CR54NP-8R5MC](#)

[MGDQ4-00004-P](#) [MGDU1-00016-P](#) [MHL1ECTTP18NJ](#) [MHL1JCTTD12NJ](#) [PE-51506NL](#) [PE-53601NL](#) [PE-53630NL](#) [PE-53824SNLT](#) [PE-](#)

[62892NL](#) [PE-92100NL](#) [PG0434.801NLT](#) [PG0936.113NLT](#) [PM06-2N7](#) [PM06-39NJ](#) [HC2LP-R47-R](#) [HC2-R47-R](#) [HC3-2R2-R](#) [HC8-1R2-R](#)