


**■ Features**

- High rated current for circuit design.
- Design by special lead wire to prevent open circuit failure.
- Low cost with rugged reliability and performance fixed inductor.
- Operating temperature:  $-40^{\circ}\text{C} \sim +125^{\circ}\text{C}$ .

**■ Applications**

- TVs and Audio equipment.
- Notebook, Inkjet printer, Copying machine, Display monitor, Cellular phone.
- Switching Power Supply.
- Excellent as DC/DC converter boost or buck inductor.

**■ Product Identification**



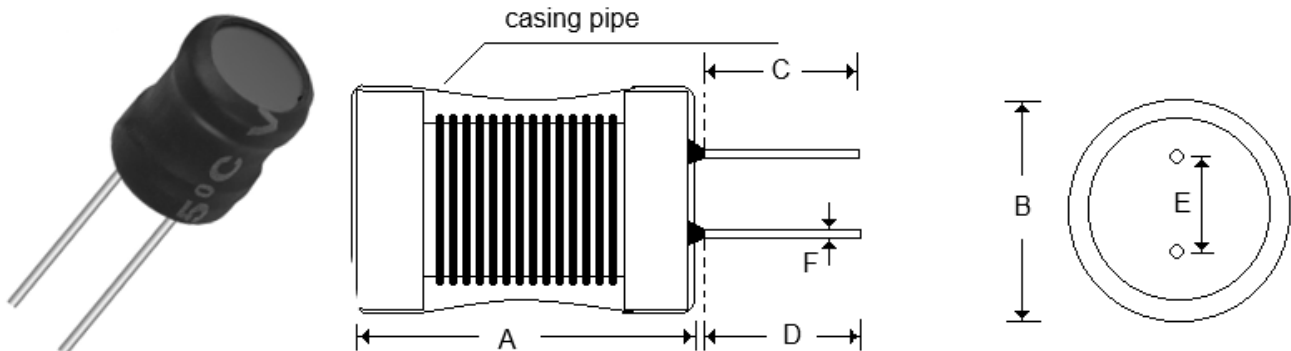
(1) : Type

(2) : Dimensions

(3) : Inductance value

(4): Inductance Tolerance: N=±30%, M=±20%, K=±10%

**■ Shapes and Dimensions (Unit: mm)**



| TYPE     | A Max. | B Max. | C        | D        | E       | F       |
|----------|--------|--------|----------|----------|---------|---------|
| YDPK0608 | 12.0   | 8.0    | 13.0±2.0 | 13.0±2.0 | 3.0±0.5 | 0.6±0.1 |

## ■ Electrical specification

| Part Number   | Inductance (uH) | Test Frequency | Max.DCR (mΩ) | Isat (A) |
|---------------|-----------------|----------------|--------------|----------|
| YDPK0608-2R2M | 2.2±20%         | 1KHz/0.25V     | 30           | 3.0      |

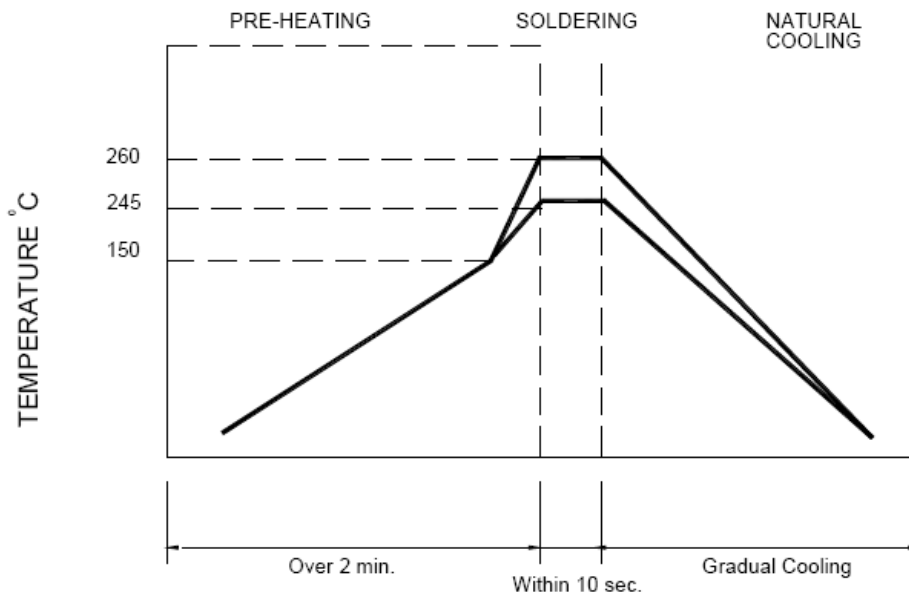
※ Design as Customer's Requested Specifications.

## ■ Reliability test

| NO. | Items                             | Test Methods  | Requirements  |
|-----|-----------------------------------|---|---|
| 1   | Lead terminal strength            | A static pulling force of 5N in a direction parallel to the lead terminals for 60±5 seconds.  | No terminal breakage or loosening.  |
| 2   | Resistance to soldering heat test | Fix the samples on a 1.6mm thickness PCB, then dip the sample leads into a soldering bath of 270±5°C up to the PCB for 5±1 seconds. | No significant abnormality in appearance. Deviation relative to initial value: L: Within ±10% |
| 3   | Solder ability test               | Immerse the terminal in flux for 5 seconds. Then dip the terminal into a soldering bath of 245±5°C for 2±0.5 seconds.               | At least 90% of terminal electrode is covered by new solder.                                  |
| 4   | Humidity test                     | Temperature: 40°C±2°C<br>Humidity: 90%~95%RH<br>Duration: 96±4 Hours  | No significant abnormality in appearance. Deviation relative to initial value: L: Within ±10% |
| 5   | High temperature storage test     | Temperature: 85°C±2°C<br>Duration: 96±4 Hours   | No significant abnormality in appearance. Deviation relative to initial value: L: Within ±10% |
| 6   | Low temperature storage test      | Temperature: -25°C±2°C<br>Time: 96±4 Hours  | No significant abnormality in appearance. Deviation relative to initial value: L: Within ±10% |
| 7   | Thermal shock test                | First -25±5°C for 30±3 minutes, last 85±5°C 30±3 minutes as 1 cycles. Go through 10 cycles.   | No significant abnormality in appearance. Deviation relative to initial value: L: Within ±10% |

**■ Soldering Conditions**

Wave Soldering:



Note:

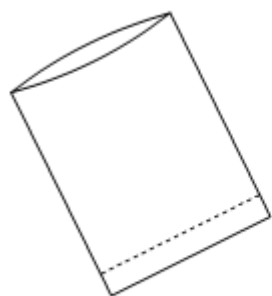
Never contact the ceramic with the iron tip

1.0mm tip diameter(max)

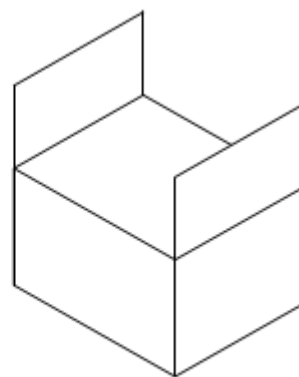
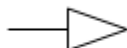
**■ Material list**

| NO      | ITEM | DESCRIPTION             | SUPPLIER | RATING | UL FILE |
|---------|------|-------------------------|----------|--------|---------|
| 1       | Core | J2B DR2W 6×8.3          | JIACI    |        |         |
|         |      | OR EQUIVALENT           |          |        |         |
| 2       | Wire | QA-1 φ 0.35mm           | JINYAN   | 155°C  | E238500 |
|         |      | OR EQUIVALENT           |          |        |         |
| 3       | TUBE | T-2 φ 6×10.5mmUL(Black) | QUANTAI  | 125°C  | E227336 |
|         |      | OR EQUIVALENT           |          |        |         |
| 4       | PIN  | CP φ0.6mm               | BAICHUAN |        |         |
| REMARK: |      |                         |          |        |         |

**■ Package specification**



PE 袋



| Type     | Quantity(pcs) |            |           | Remark |
|----------|---------------|------------|-----------|--------|
|          | Bag           | Inside box | Outer box |        |
| YDPK0608 | 500           | 5000       | 10000     |        |

## X-ON Electronics

Largest Supplier of Electrical and Electronic Components

*Click to view similar products for [Fixed Inductors](#) category:*

*Click to view products by [YJYCOIN](#) manufacturer:*

Other Similar products are found below :

[CR32NP-100KC](#) [CR54NP-470LC](#) [70F224AI](#) [MGDQ4-00004-P](#) [MHQ1005P10NJ](#) [MHQ1005P1N0S](#) [MHQ1005P2N4S](#) [MHQ1005P3N6S](#)  
[MHQ1005P5N1S](#) [MHQ1005P8N2J](#) [PE-53601NL](#) [PE-53602NL](#) [PG0936.113NLT](#) [9220-20](#) [9310-16](#) [PM06-2N7](#) [PM06-39NJ](#) [A01TK](#)  
[1206CS-471XJ](#) [HC2-R47-R](#) [HC8-1R2-R](#) [HCF1305-3R3-R](#) [1206CS-151XG](#) [RCH664NP-140L](#) [RCH664NP-4R7M](#) [RCP1317NP-391L](#)  
[RCR110DNP-331L](#) [DH2280-4R7M](#) [DS1608C-106](#) [B10TJ](#) [B82498B3101J000](#) [ELJ-RE27NJF2](#) [1812CS-153XJ](#) [1812CS-183XJ](#) [1812CS-](#)  
[223XJ](#) [1812LS-104XJ](#) [1812LS-105XJ](#) [1812LS-124XJ](#) [1812LS-154XJ](#) [1812LS-223XJ](#) [1812LS-224XJ](#) [1812LS-563XJ](#) [1812LS-683XJ](#)  
[1812LS-824XJ](#) [NIN-FB101JTR110F](#) [NIN-FB471JTR62F](#) [NIN-FC1R5JTR220F](#) [NIN-HCR15JTRF](#) [NIN-HCR33JTRF](#) [NIN-HDR22JTRF](#)