


**■ Features**

- High rated current for circuit design.
- Design by special lead wire to prevent open circuit failure.
- Low cost with rugged reliability and performance fixed inductor.
- Operating temperature:  $-40^{\circ}\text{C} \sim +125^{\circ}\text{C}$ .

**■ Applications**

- TVs and Audio equipment.
- Notebook, Inkjet printer, Copying machine, Display monitor, Cellular phone.
- Switching Power Supply.
- Excellent as DC/DC converter boost or buck inductor.

**■ Product Identification**



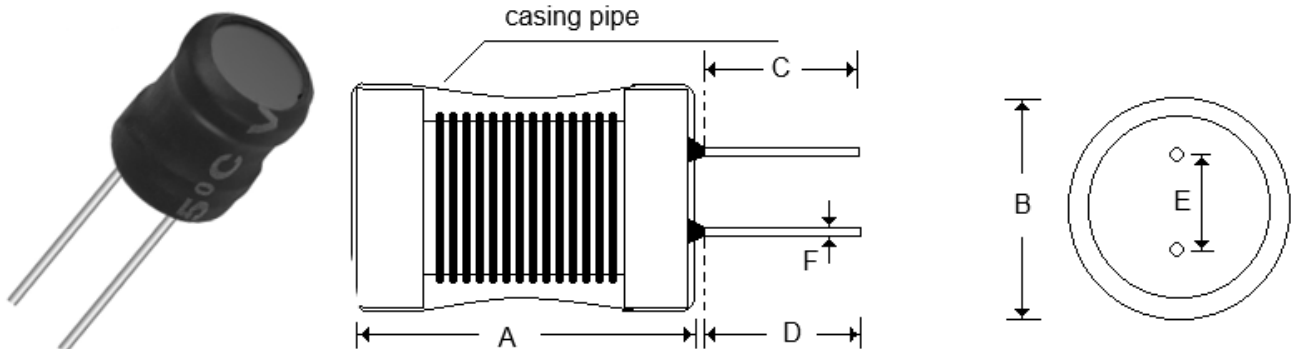
(1) : Type

(2) : Dimensions

(3) : Inductance value

(4): Inductance Tolerance: N=±30%, M=±20%, K=±10%, J=±5%

**■ Shapes and Dimensions (Unit: mm)**



TYPE	A Max.	B Max.	C	D	E	F
YDPK0810	13.0	10.0	13.0±2.0	13.0±2.0	5.0±0.5	0.6±0.1

## ■ Electrical specification

Part Number	Inductance (uH)	Test Frequency	Max.DCR (Ω)	Isat (A)
YDPK0810-101K	100±10%	1KHz/0.25V	0.20	0.90

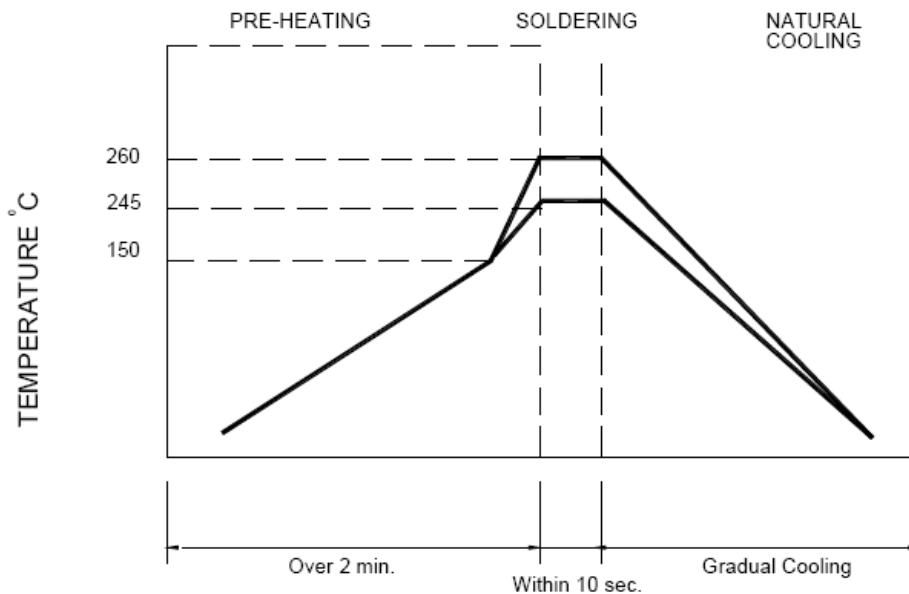
※ Design as Customer's Requested Specifications.

## ■ Reliability test

NO.	Items	Test Methods	Requirements
1	Lead terminal strength	A static pulling force of 5N in a direction parallel to the lead terminals for 60±5 seconds.	No terminal breakage or loosening.
2	Resistance to soldering heat test	Fix the samples on a 1.6mm thickness PCB, then dip the sample leads into a soldering bath of 270±5°C up to the PCB for 5±1 seconds.	No significant abnormality in appearance. Deviation relative to initial value: L: Within ±10%
3	Solder ability test	Immerse the terminal in flux for 5 seconds. Then dip the terminal into a soldering bath of 245±5°C for 2±0.5 seconds.	At least 90% of terminal electrode is covered by new solder.
4	Humidity test	Temperature: 40°C±2°C Humidity : 90%~95%RH Duration: 96±4 Hours	No significant abnormality in appearance. Deviation relative to initial value: L: Within ±10%
5	High temperature storage test	Temperature: 85°C±2°C Duration : 96±4 Hours	No significant abnormality in appearance. Deviation relative to initial value: L: Within ±10%
6	Low temperature storage test	Temperature : -25°C±2°C Time: 96±4 Hours	No significant abnormality in appearance. Deviation relative to initial value: L: Within ±10%
7	Thermal shock test	First -25±5°C for 30±3 minutes, last 85±5°C 30±3 minutes as 1 cycles. Go through 10 cycles.	No significant abnormality in appearance. Deviation relative to initial value: L: Within ±10%

**■ Soldering Conditions**

Wave Soldering:



Note:

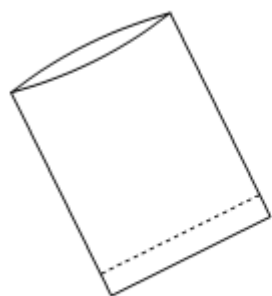
Never contact the ceramic with the iron tip

1.0mm tip diameter(max)

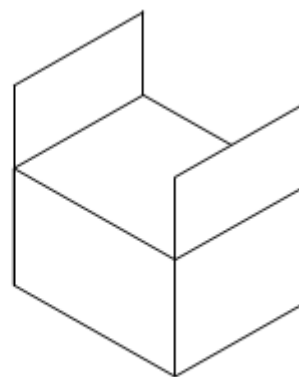
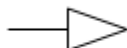
**■ Material list**

NO	ITEM	DESCRIPTION	SUPPLIER	RATING	UL FILE
1	Core	DR2W 8×10	SUNRISE		
		OR EQUIVALENT			
2	Wire	QA-1 φ0.4mm N	JINYAN	155°C	E238500
		OR EQUIVALENT			
3	TUBE	T-2 UL(Black)	QUNAITAI	125°C	E227336
		OR EQUIVALENT			
4	PIN	CP φ0.6mm	BAICHUAN		
REMARK:					

**■ Package specification**



PE 袋



Type	Quantity(pcs)			Remark
	Bag	Inside box	Outer box	
YDPK0810	250	2500	5000	

## X-ON Electronics

Largest Supplier of Electrical and Electronic Components

*Click to view similar products for [Fixed Inductors](#) category:*

*Click to view products by [YJYCOIN](#) manufacturer:*

Other Similar products are found below :

[CR32NP-100KC](#) [CR54NP-470LC](#) [70F224AI](#) [MGDQ4-00004-P](#) [MHQ1005P10NJ](#) [MHQ1005P1N0S](#) [MHQ1005P2N4S](#) [MHQ1005P3N6S](#)  
[MHQ1005P5N1S](#) [MHQ1005P8N2J](#) [PE-53601NL](#) [PE-53602NL](#) [PG0936.113NLT](#) [9220-20](#) [9310-16](#) [PM06-2N7](#) [PM06-39NJ](#) [A01TK](#)  
[1206CS-471XJ](#) [HC2-R47-R](#) [HC8-1R2-R](#) [HCF1305-3R3-R](#) [1206CS-151XG](#) [RCH664NP-140L](#) [RCH664NP-4R7M](#) [RCP1317NP-391L](#)  
[RCR110DNP-331L](#) [DH2280-4R7M](#) [DS1608C-106](#) [B10TJ](#) [B82498B3101J000](#) [ELJ-RE27NJF2](#) [1812CS-153XJ](#) [1812CS-183XJ](#) [1812CS-](#)  
[223XJ](#) [1812LS-104XJ](#) [1812LS-105XJ](#) [1812LS-124XJ](#) [1812LS-154XJ](#) [1812LS-223XJ](#) [1812LS-224XJ](#) [1812LS-563XJ](#) [1812LS-683XJ](#)  
[1812LS-824XJ](#) [NIN-FB101JTR110F](#) [NIN-FB471JTR62F](#) [NIN-FC1R5JTR220F](#) [NIN-HCR15JTRF](#) [NIN-HCR33JTRF](#) [NIN-HDR22JTRF](#)