


■ Features

- Low profile construction and miniature size.
- Magnetic shielded construction.
- High current saturation.
- Operating temperature:-40°C ~ +125°C.
- RoHS compliant

■ Applications

- For small DC/DC converter(HDD,DVC,DSC,PDA,LCD display etc.).
- Car navigation systems,telecom base stations.
- VR,AR,LED lighting.

■ Product Identification



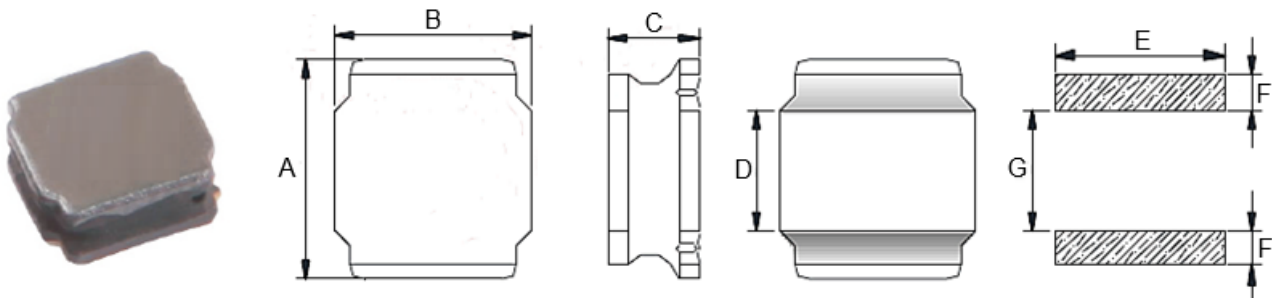
(1) : Type

(2) : Dimensions

(3) : Inductance value

(4) : Inductance Tolerance; N=±30%,M=±20%, K=±10%

■ Shapes and Dimensions (Unit: mm)



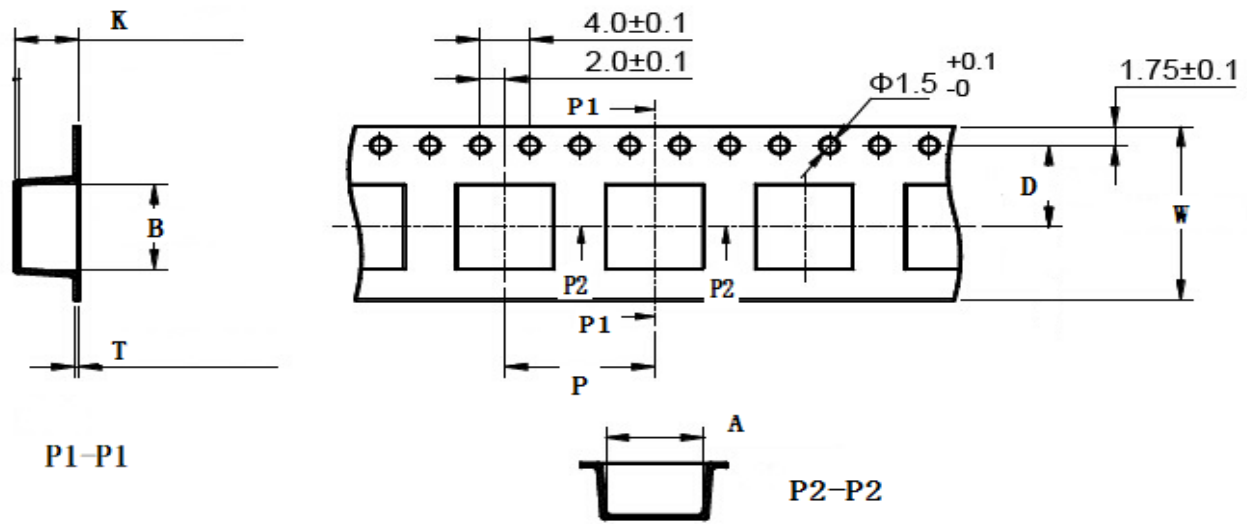
TYPE	A	B	C Max.	D	E Ref.	F Ref.	G Ref.
YHNR4020	4.0±0.2	4.0±0.2	2.00	1.90±0.3	3.70	1.10	1.90

■ YHNR4020 Series

Part Number	Inductance (uH) @100KHz	DC Resistance (Ω)		Heat Rating Current (A)	Saturation Current (A)
		Typ.	Max.		
YHNR4020-R24M	0.24±20%	0.013	0.017	6.00	14.0
YHNR4020-R33M	0.33±20%	0.015	0.020	5.90	13.0
YHNR4020-R47M	0.47±20%	0.016	0.022	5.90	11.0
YHNR4020-R68M	0.68±20%	0.020	0.025	5.80	9.00
YHNR4020-1R0M	1.00±20%	0.023	0.028	5.80	8.70
YHNR4020-1R5M	1.50±20%	0.032	0.038	5.20	7.70
YHNR4020-2R2M	2.20±20%	0.046	0.056	4.00	6.00
YHNR4020-3R3M	3.30±20%	0.073	0.088	3.40	4.70
YHNR4020-3R9M	3.90±20%	0.078	0.100	3.00	4.10
YHNR4020-4R7M	4.70±20%	0.095	0.115	2.85	4.00
YHNR4020-6R8M	6.80±20%	0.130	0.160	2.40	3.00
YHNR4020-8R2M	8.20±20%	0.175	0.220	2.10	2.90
YHNR4020-100M	10.0±20%	0.190	0.220	2.00	2.80
YHNR4020-120M	12.0±20%	0.220	0.286	1.50	2.30
YHNR4020-150M	15.0±20%	0.305	0.400	1.00	2.10
YHNR4020-220M	22.0±20%	0.415	0.545	0.95	1.30
YHNR4020-330M	33.0±20%	0.650	0.850	0.70	1.20
YHNR4020-470M	47.0±20%	0.950	1.200	0.56	1.10

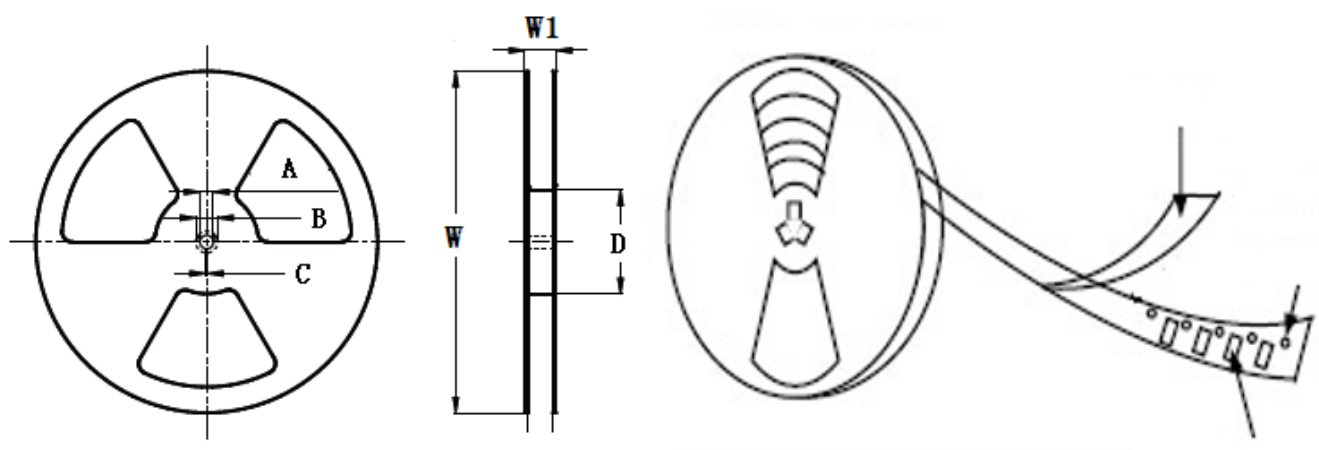
- ※ The saturation current value is the DC current value having inductance decrease down to 30%.(at 20°C)
- ※ The temperature rise current value is the DC current value having temperature increase up to 40°C. (at 20°C)
- ※ The rated current is the DC current value that satisfies both of current value saturation current value and temperature rise current value.

■ Taping Dimensions(Unit:mm)



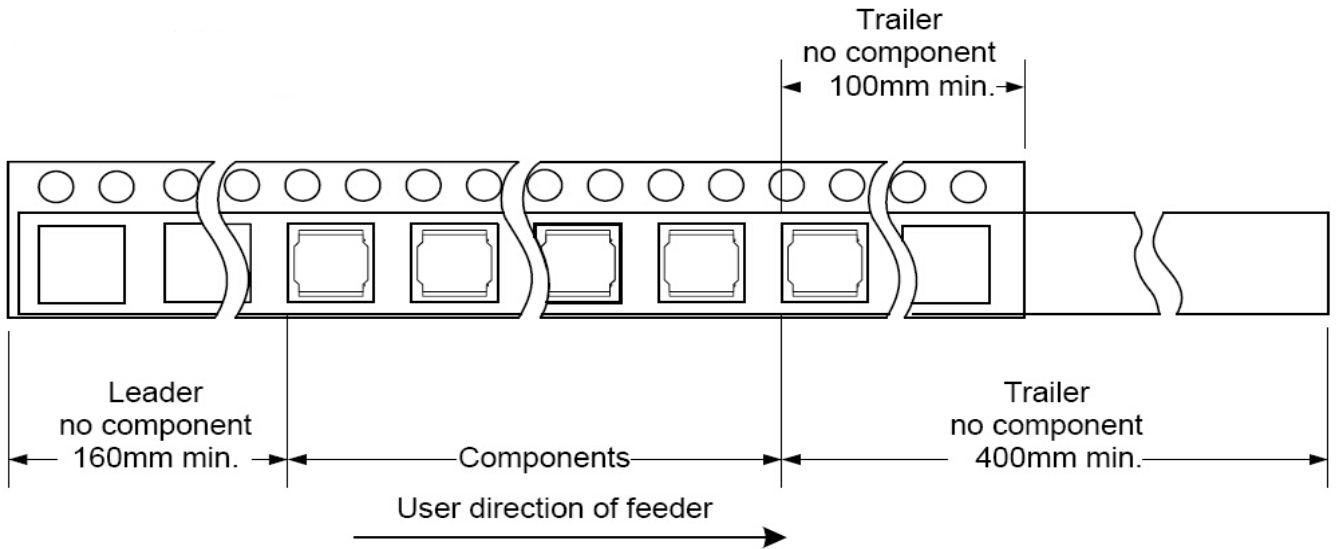
TYPE	Chip Thickness	W	A	B	D	P	K Max	T Max	MPQ
YHNR4020	2.00	12.0	4.30	4.30	5.50	8.00	2.40	0.30	3000

■ Reel Dimensions(Unit:mm)

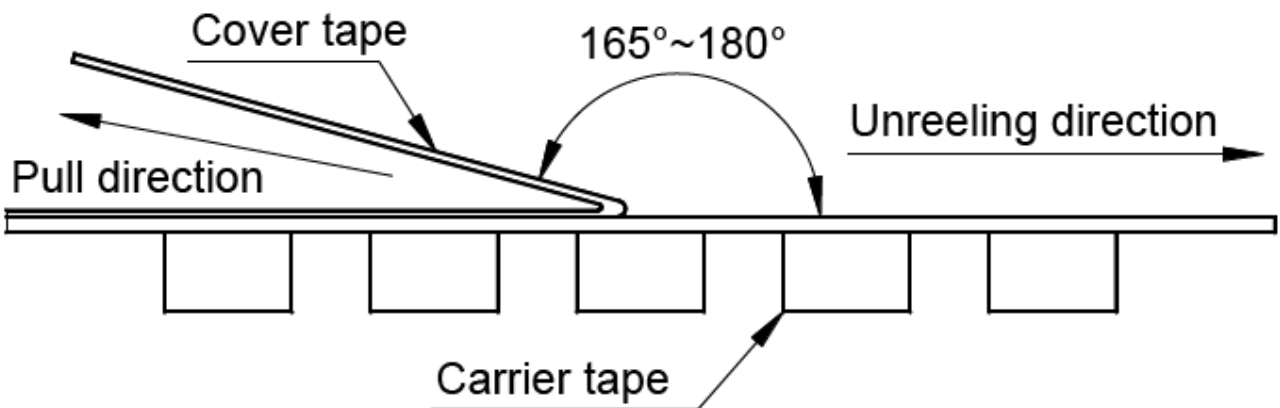


TYPE	W	W1	A	B	C	D
YHNR4020	330±2.0	12.8±1.50	13.0±0.50	21.0±0.80	2.0±0.50	100 Min

Direction of rolling



Cover tape peel off condition



Cover tape peel force shall be 0.1N to 1.3N.

Reference peel speed 300±10mm/min.

X-ON Electronics

Largest Supplier of Electrical and Electronic Components

Click to view similar products for [Fixed Inductors](#) category:

Click to view products by [YJYCOIN](#) manufacturer:

Other Similar products are found below :

[CR32NP-100KC](#) [CR54NP-470LC](#) [70F224AI](#) [MGDQ4-00004-P](#) [MHQ1005P10NJ](#) [MHQ1005P1N0S](#) [MHQ1005P2N4S](#) [MHQ1005P3N6S](#)
[MHQ1005P5N1S](#) [MHQ1005P8N2J](#) [PE-53601NL](#) [PE-53602NL](#) [PG0936.113NLT](#) [9220-20](#) [9310-16](#) [PM06-2N7](#) [PM06-39NJ](#) [A01TK](#)
[1206CS-471XJ](#) [HC2-R47-R](#) [HC8-1R2-R](#) [HCF1305-3R3-R](#) [1206CS-151XG](#) [RCH664NP-140L](#) [RCH664NP-4R7M](#) [RCP1317NP-391L](#)
[RCR110DNP-331L](#) [DH2280-4R7M](#) [DS1608C-106](#) [B10TJ](#) [B82498B3101J000](#) [ELJ-RE27NJF2](#) [1812CS-153XJ](#) [1812CS-183XJ](#) [1812CS-](#)
[223XJ](#) [1812LS-104XJ](#) [1812LS-105XJ](#) [1812LS-124XJ](#) [1812LS-154XJ](#) [1812LS-223XJ](#) [1812LS-224XJ](#) [1812LS-563XJ](#) [1812LS-683XJ](#)
[1812LS-824XJ](#) [NIN-FB101JTR110F](#) [NIN-FB471JTR62F](#) [NIN-FC1R5JTR220F](#) [NIN-HCR15JTRF](#) [NIN-HCR33JTRF](#) [NIN-HDR22JTRF](#)