


■ Features

- High density packaging with a pitch of 2.54mm(0.1 inch) max. is possible.
This series requires less space and has greater EMI suppression effects.
- Different types with the same shape are available.
- Excellent in physical properties, such as terminal strength, flexure strength, soldering resistance and solderability.
- Applicable to both flow and reflow soldering.
- High impedance cover wide frequency ranges.
- YI series can be used in high current circuits due to its low DC resistance.
- Operating temperature: -40°C ~ +125°C.

■ Applications

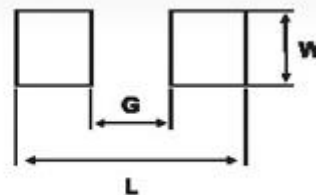
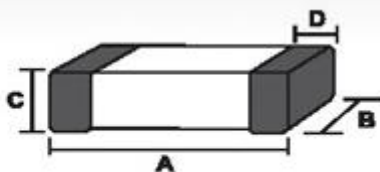
- Computers and peripheral devices, personal computers, VCR and cameras.
- Noise suppression in digital equipments, car stereo, car engines controllers and OA electronic instruments.
- Communication equipment.

■ Product Identification



- (1) : Type
- (2) : Dimensions
- (3) : Material Code
- (4) : Impedance
- (5) : Rated Current

Shapes and Dimensions (Unit: mm)



| TYPE | A | B | C | D | L | W | G |
|----------|---------|---------|---------|---------|------|------|------|
| YI453215 | 4.5±0.2 | 3.2±0.2 | 1.5±0.2 | 0.5±0.3 | 5.80 | 3.40 | 2.00 |

Electrical Requirements

| Part Number | Impedance(Ω) ±25% | Test Freq. (MHz) | DCR MAX. (Ω) | Rating Current MAX (A) |
|-------------------|----------------------|---------------------|-----------------|---------------------------|
| YI453215U121-8R0T | 120 | 100 | 0.01 | 8.0 |

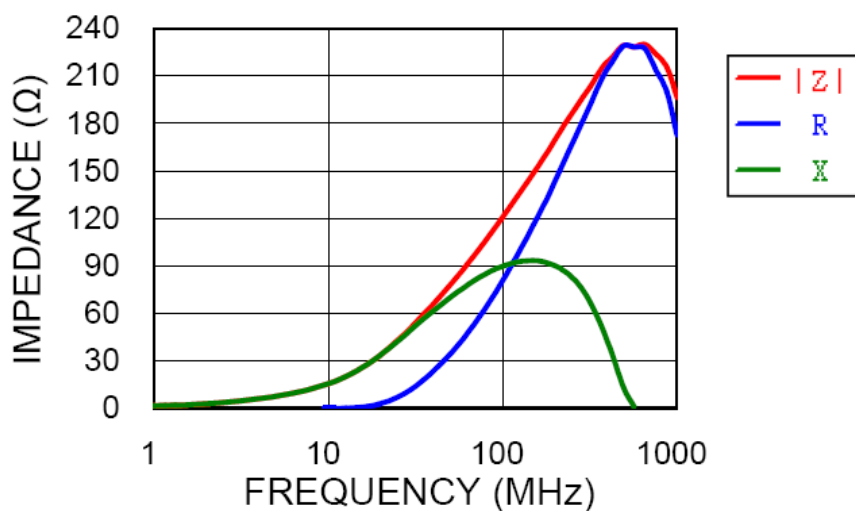
TEST INSTRUMENTS:

HP 4338A MILLIOHM METER

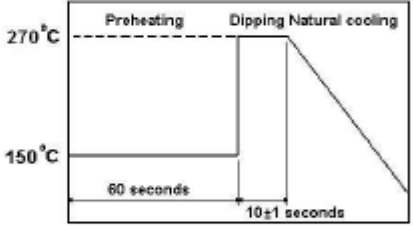
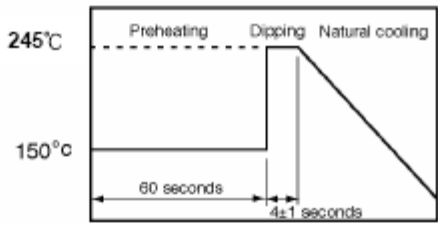
HP 4291B RF IMPEDANCE/MATERIAL ANALYZER

Impedance VS. Frequency characteristic

Typical Impedance Characteristics : HP 4291B



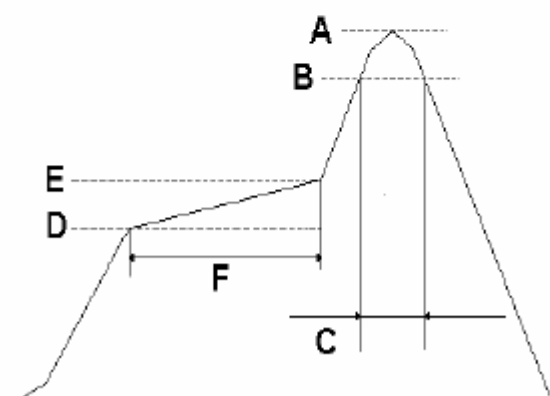
Reliability test

| Item | Performance | Test condition |
|--|--|--|
| Operating temperature range | -55 °C to + 125 °C | |
| Storage temperature and umidity ranges | 40 °C MAX., 70% RH MAX. | |
| Soldering heat resistance | The chip shall not be cracks. More than 75% of terminal electrode shall be covered with solder. | Preheat: 150 °C, 60 seconds Solder temperature : 270 ± 5 °C Flux: Rosin Dip time: 10 ± 1 seconds  |
| Solderability | More than 90% of the terminal electrode shall be covered with new solder. | Preheat: 150 °C, 60 seconds Solder temperature: 245 ± 5 °C Flux: Rosin Dip time: 4 ± 1 seconds  |

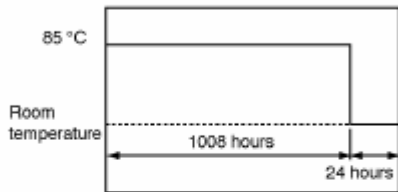
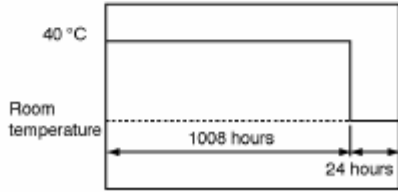
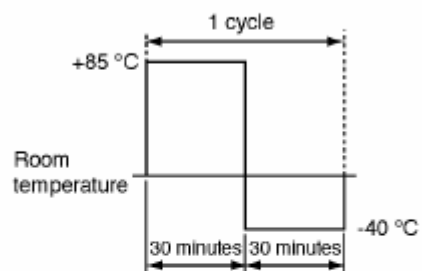
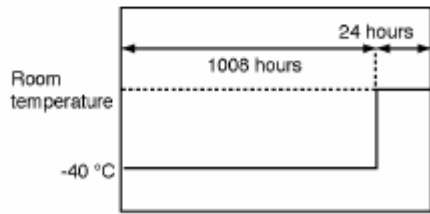
Recommended Soldering Conditions

(REFLOW TEMPERATURE PROFILE) **Lead-Free**

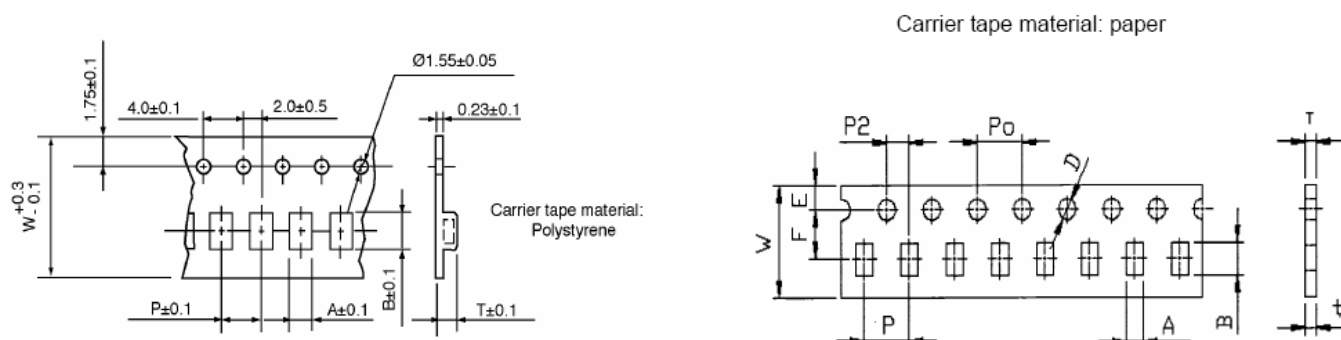
| | |
|---|-----------------------------|
| A | $260 \pm 5^{\circ}\text{C}$ |
| B | $230 \pm 5^{\circ}\text{C}$ |
| C | $30 \pm 10 \text{ sec}$ |
| D | 150°C |
| E | 180°C |
| F | $90 \pm 30 \text{ sec}$ |



Reliability test

| Item | Performance | Test condition |
|-----------------------------------|--|---|
| High temperature resistance | Appearance: Ferrite shall not be damaged. Impedance: Within±20% of the initial value. | Temperature: 85±2℃ Testing time: 1008±12 hours Measurement: After placing for 24 hours min.  |
| Humidity resistance | Appearance: Ferrite shall not be damaged. Impedance: Within±20% of the initial value | Humidity: 90 to 95% RH Temperature: 40±2℃ Testing time: 1008±12 hours Measurement: After placing for 24 hours min.  |
| Thermal Shock | Appearance: Cracking, chipping or any other defects harmful to the characteristics shall not be allowed. Impedance: Within±20% of the initial value | Temperature: -40℃, +85℃, kept stabilized for 30 minutes each Cycle: 100 cycles Measurement: After placing for 24 hours min.  |
| Low temperature storage life test | Appearance: Cracking, chipping or any other defects harmful to the characteristics shall not be allowed. Impedance: Within±20% of the initial value. | Temperature: -40±2℃ Testing time: 1008±12 hours Measurement: After placing for 24 hours min.  |

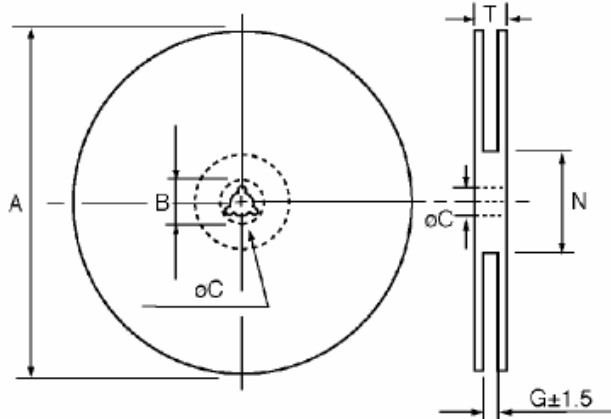
■ Taping Dimensions(Unit:mm)



| Material:Paper | | | | | | |
|----------------------|------|------|----|---|------|------------|
| TYPE | A | B | W | P | T | CHIPS/REEL |
| 100505 | 0.62 | 1.12 | 8 | 2 | 0.60 | 10000 |
| 160808 | 1.10 | 1.90 | 8 | 4 | 0.95 | 4000 |
| 201209 | 1.50 | 2.30 | 8 | 4 | 0.95 | 4000 |
| Material:Polystyrene | | | | | | |
| TYPE | A | B | W | P | T | CHIPS/REEL |
| 160808 | 1.01 | 1.80 | 8 | 4 | 1.02 | 4000 |
| 201209 | 1.42 | 2.25 | 8 | 4 | 1.04 | 4000 |
| 201212 | 1.50 | 2.35 | 8 | 4 | 1.45 | 3000 |
| 321611 | 1.88 | 3.50 | 8 | 4 | 1.27 | 3000 |
| 322513 | 2.77 | 3.42 | 8 | 4 | 1.55 | 2000 |
| 451616 | 1.93 | 4.95 | 12 | 4 | 1.93 | 2000 |
| 453215 | 3.66 | 4.95 | 12 | 8 | 1.85 | 1000 |
| YA3216M4 | 1.88 | 3.50 | 8 | 4 | 1.40 | 3000 |

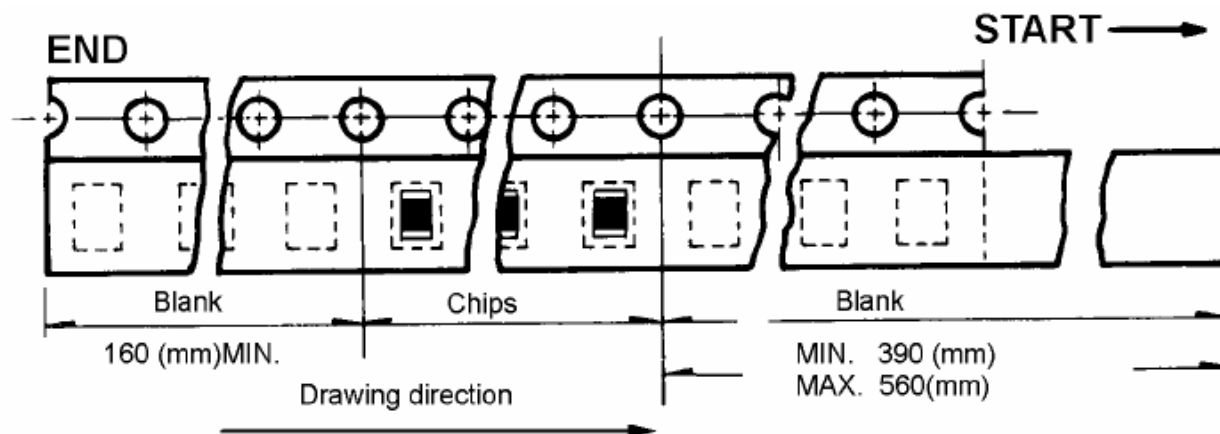
Reel Dimensions(Unit:mm)

Material:Paper, Plastic



| TYPE | 8mm | 12mm |
|------|----------|----------|
| A | 178±2 | 178±2 |
| B | 21.0±0.8 | 21.0±0.8 |
| C | 13.0±0.8 | 13.0±0.8 |
| G | 10.0 | 14.0 |
| N | 75 | 75 |
| T | 12.5 | 16.5 |

Direction of rolling



X-ON Electronics

Largest Supplier of Electrical and Electronic Components

Click to view similar products for [Ferrite Beads](#) category:

Click to view products by [YJYCOIN](#) manufacturer:

Other Similar products are found below :

[CZB1EGTTP700P](#) [CZB1JGTTD152P](#) [CZB1JGTTD601P](#) [CZB2AFTTD800P](#) [CZB2AGTTD121P](#) [CZB2AGTTD601P](#) [CZB2BFTTE600P](#)
[PE-0402FB121ST](#) [NCB0603R301TR050F](#) [NCB0805A320TR050F](#) [NCB-H1206B680TR300F](#) [SMB2.5-1TR](#) [SMB2.5R-2](#) [CZB1EGTTP121P](#)
[CZB1JGTTD102P](#) [CZB1JGTTD121P](#) [CZB1JGTTD221P](#) [CZB2AGTTD301P](#) [CZB2BFTTE301P](#) [CZB2BFTTE601P](#) [4221R-1](#) [4221R-2](#)
[432703041971](#) [EMI0805R-2000](#) [EMI0805R-600](#) [SBY100505T-100Y-N](#) [NCB-GH0402D121TR060F](#) [NCB-H1812D125TR150F](#)
[CZB2AGTTD102P](#) [NCB0402P301TR005F](#) [NCB0603R152TR030F](#) [NCB0805A121TR050F](#) [NCB3312K900TR500F](#) [NCB-](#)
[H0805A102TR150F](#) [NCB-H0805A221TR300F](#) [NCB-H1806E181TR300F](#) [NCB0402P300TR030F](#) [NCB0805A102TR040F](#)
[NCB1806E151TR020F](#) [NCB-H0603R121TR300F](#) [NCB-H0805A220TR600F](#) [NCB-H0805A390TR400F](#) [NCB-H1206B121TR300F](#) [NCB-](#)
[H1206B601TR200F](#) [CIM21J252NE](#) [EMI0805R-220](#) [74279250](#) [7427924](#) [CZB1JGTTD202P](#) [ABUPDE160808121Y00](#)