

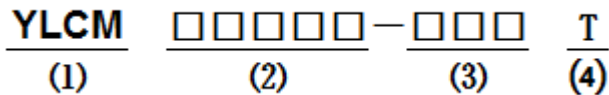
**■ Features**

- SMD construction, and low profile.
- High Impedance and Excellent Frequency Characteristic.
- Self Electromagnetic Shielding.
- Low Magnetic Flux Leakage.

**■ Applications**

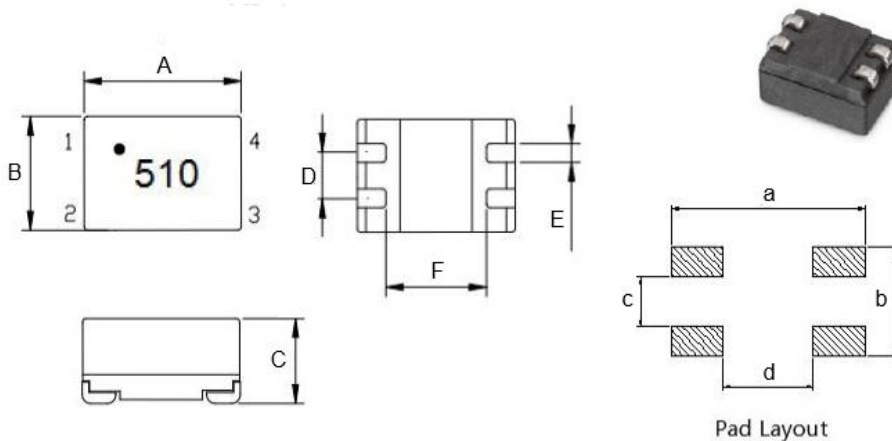
- LED Light, TV game, Monitor, etc.
- EMI common-mode noise.

**■ Product Identification**



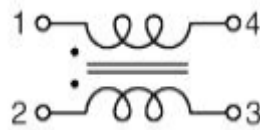
- (1) : Type
- (2) : Dimensions
- (3) : Inductance Value
- (4) : Taping

**■ Shapes and Dimensions (Unit: mm)**



TYPE	A	B	C	D	E	F Typ.	a Typ.	b Typ.	c Typ.	d Typ.
YLCM0905C	9.2±0.3	6.0±0.3	5.0±0.3	2.54±0.2	1.00±0.1	5.70	9.50	3.74	1.34	5.50

## ■ Circuit Diagram



## ■ YLCM0905C Series

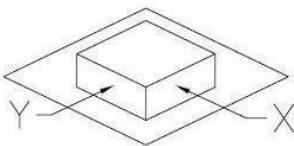
Part Number	Inductance L1=L2(μH)	DC Resistance N1,N2(Ω) Max.	Rated Current (A)Max.	Impedance (Ω)Min.	Freq. Range (MHz)	Rated Volt. (Vdc)Max.	IR(Ω) Min.
YLCM0905C-100T	10 +50%/-30% @1KHz/0.1V	0.08	1.6	300	20-200	50	10M
YLCM0905C-250T	25 +50%/-30% @1KHz/0.1V	0.16	1.0	600	5-100	50	10M
YLCM0905C-400T	40 +50%/-30% @1KHz/0.1V	0.25	0.9	800	5-100	50	10M
YLCM0905C-510T	51 +50%/-30% @1KHz/0.1V	0.32	0.8	1000	5-50	50	10M
YLCM0905C-251T	250 ±50% @1KHz/5mV	0.13	1.2	600	5-50	50	10M
YLCM0905C-471T	470 ±50% @1KHz/5mV	0.14	1.1	800	1-50	50	10M
YLCM0905C-501T	500 ±50% @1KHz/5mV	0.15	1.0	900	1-40	50	10M
YLCM0905C-102T	1000 ±50% @1KHz/5mV	0.31	0.8	1000	1-30	50	10M
YLCM0905C-202T	2000 ±50% @1KHz/5mV	0.42	0.6	3000	1-10	50	10M
YLCM0905C-472T	4700 ±50% @1KHz/5mV	0.90	0.4	3000	0.5-5	50	10M
YLCM0905C-652T	6500 ±50% @1KHz/5mV	1.05	0.3	4000	0.3-2	50	10M

1. Rated Current: Temp.rise 40°C Typ
2. Operating Temperature: -20°C up to +80°C
- 3.Storage Temperature: -20°C up to +40°C, 75% RH max.

## Material List

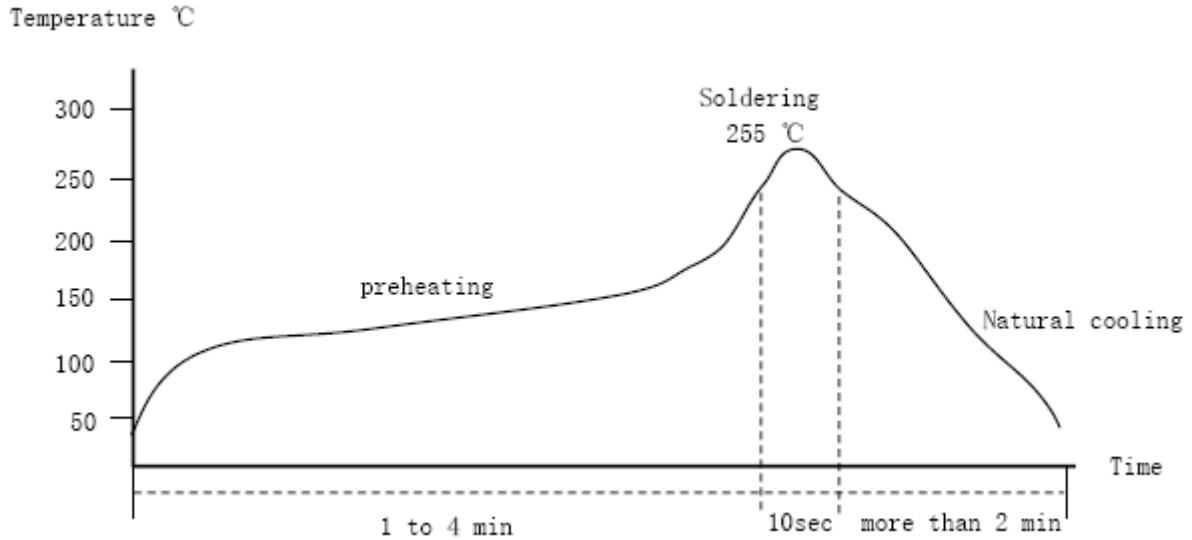
NO.	ITEM	DESCRIPTION
1	CORE	FERRITE
2	CASE	LCP SC-0186
3	WIRE	P180 Grd1
4	ADHESIVE	XNR-3614
5	TIN	107H
6	INK	WHITE

## Reliability Testing

Operating Temperature	- 40 to + 80 °C ( Contain Heating coil )
Appearance Inspection	No external defects by visual inspection
Terminal Strength 	After soldering , between copper plaet and terminals of coils , push in two directions of X , Y with standing 10N(1.02kg) for10+/-2 sec. Terminal should not peel off. ( Refer to figure at right )
Heat endurance of reflow soldering	Refer to figure
Insulating resistance	Over 100 MΩ at 100V D.C . between wire and core .
Dielectric Strength	Apply at 0.5KV 3mA for 1 minute between wire and core .
Temperature characteristics	Inductance coefficient ( 0~2,000 ) × 10 / °C ( - 20 ~ + 80 °C )
Humidity characteristics	Inductance deviation within ± 10% , after 96 hours in 90~95% relative humidity at 40 ± 2 °C and 1 hours drying under normal condition .
A test is made under the above mentioned condition , and it is kept for 2 hours in the normal	

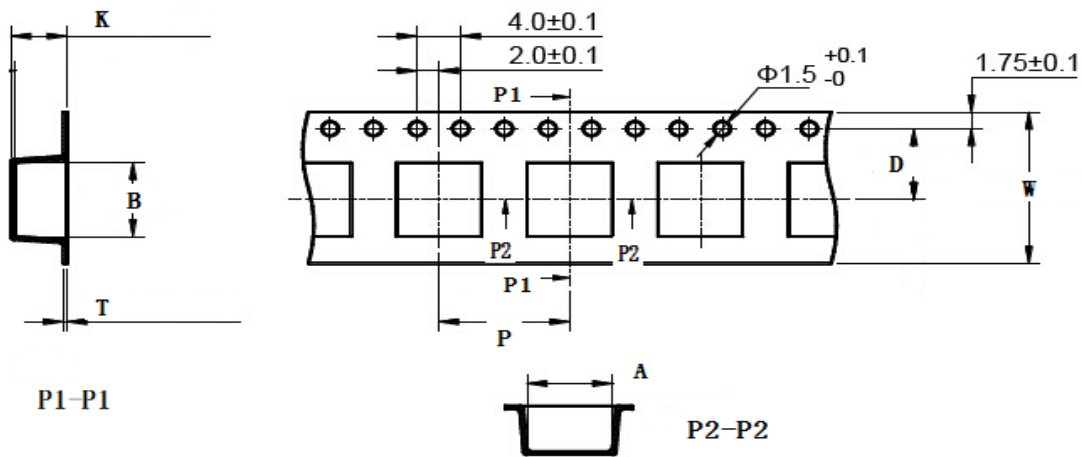
**Recommended soldering temp.Graph**

IR Reflow profile



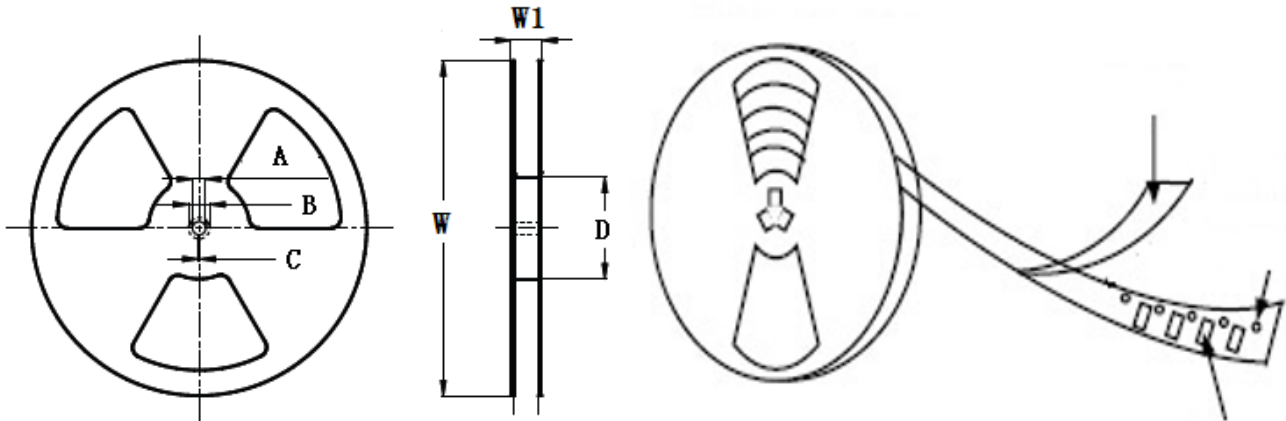
Temperature and humidity. After that, no mechanical and electrical defect should be found.

**Taping Dimensions(Unit:mm)**



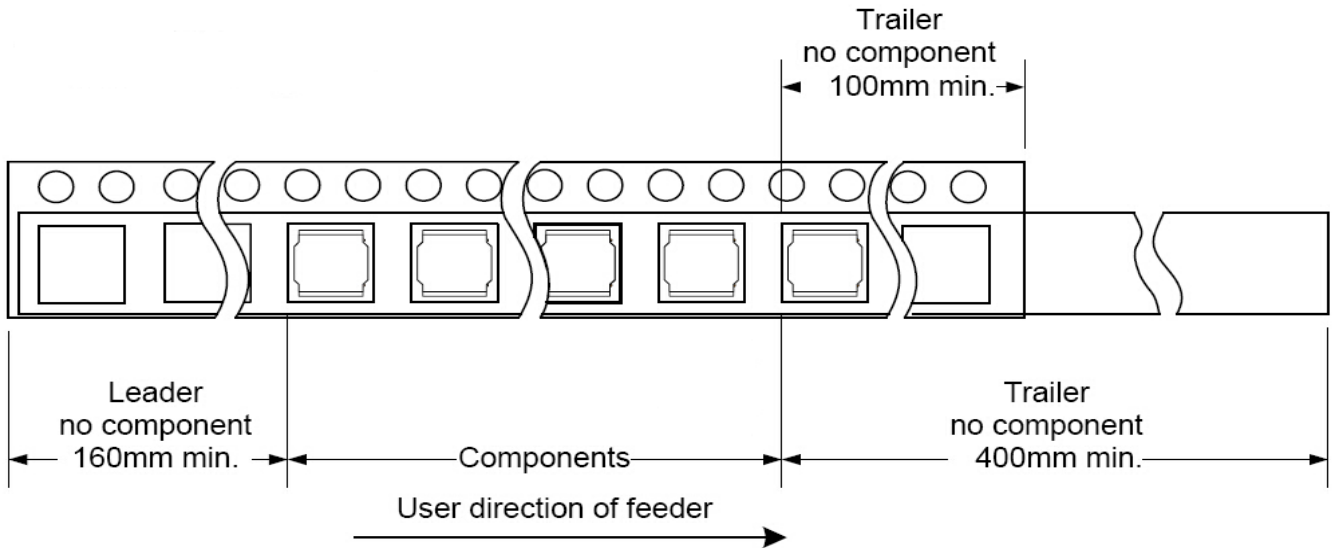
TYPE	W	A	B	D	P	K	T	MPQ
YLCM0905C	16.0±0.3	6.4±0.3	6.4±0.1	7.5±0.1	8.0±0.1	5.0±0.1	0.40±0.05	1000

**Reel Dimensions(Unit:mm)**

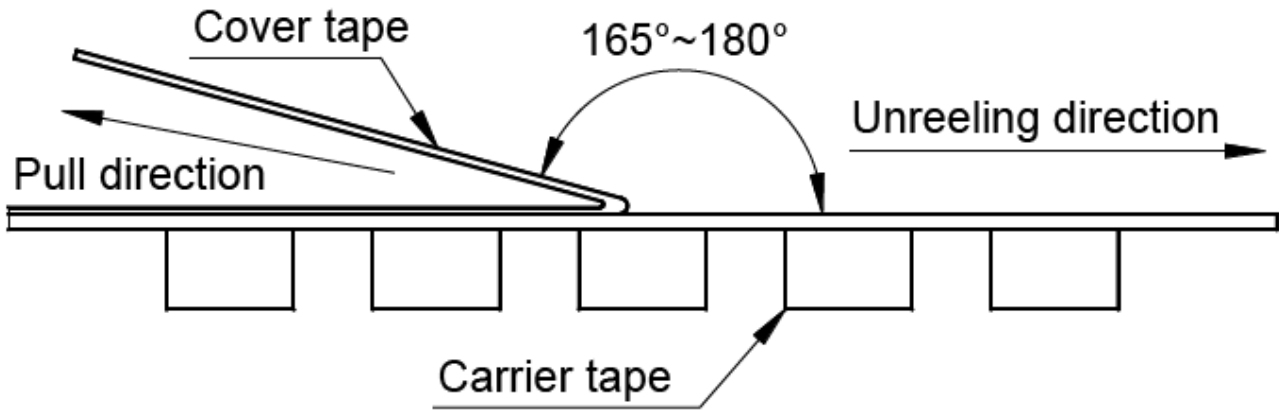


TYPE	W	W1	A	B	C	D
YLCM0905C	330±2.0	24.4±1.5	30.4MAX	23.9 Min	13.0±0.50	21.0±0.80

**Direction of rolling**



■ Cover tape peel off condition



Cover tape peel force shall be 0.1N to 1.3N.

Reference peel speed 300±10mm/min.

## X-ON Electronics

Largest Supplier of Electrical and Electronic Components

*Click to view similar products for [Common Mode Chokes / Filters](#) category:*

*Click to view products by [YJYCOIN](#) manufacturer:*

Other Similar products are found below :

[74279408](#) [PE-62911NL](#) [PE-64683](#) [RD5122-6-9M6](#) [RGCMF1210900H3T](#) [ST6118T-R](#) [FE3X025-10-7NL](#) [T8114NLT](#) [RD5122-10-6M0](#)  
[TCM0806G-350-2P-T](#) [TCM0806G-650-2P-T](#) [IND-0110](#) [UALSC023000000](#) [UALSC1020JH000](#) [UALSC1520JH000](#) [UALSU10VR15019](#)  
[UALSU9VD070100](#) [36-00037](#) [5701610000](#) [UALW21HS200290](#) [UALW21HS072450](#) [UALSU9HF050500](#) [UALSU9H0208000](#)  
[UAL24VK06450CH](#) [PLT10HH501100PNB](#) [PLT10HH401100PNB](#) [PLT10HH1026R0PNB](#) [PE-67531](#) [TLH10UB](#) [113 0R5](#) [2752045447](#)  
[CMS3-11-R](#) [7351V](#) [7408-RC](#) [CMF16-153131](#) [744252510](#) [T8116NLT](#) [CMS2-10-R](#) [DLW44SN101SK2L](#) [FE2X10-4-2NL](#) [744253200](#)  
[744253101](#) [744252220](#) [TX8111NLT](#) [UAL30VR3500470](#) [CTX01-19077-R](#) [T8003NLT](#) [CTX01-13663](#) [CTX66-19521-R](#) [7446630047](#) [744136](#)