

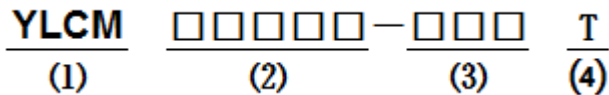
## ■ Features

- SMD construction, and low profile.
- High Impedance and Excellent Frequency Characteristic.
- Self Electromagnetic Shielding.
- Low Magnetic Flux Leakage.

## ■ Applications

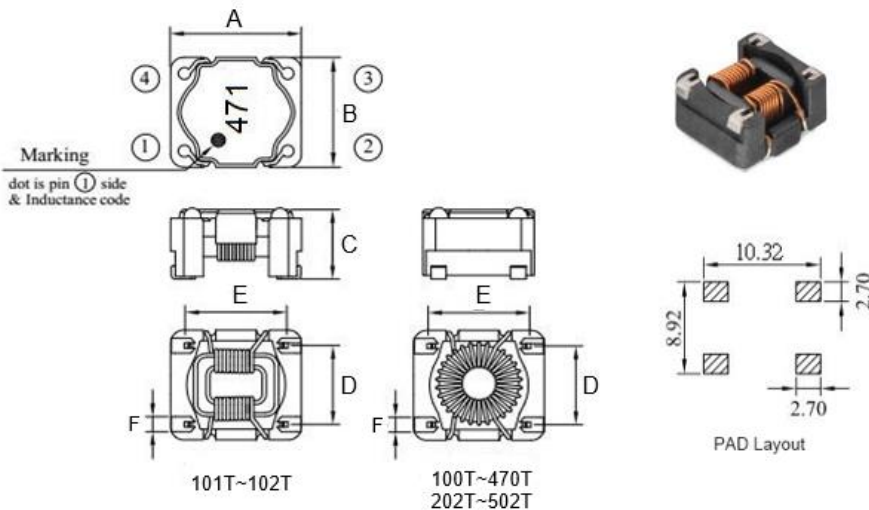
- LED Light, TV game, Monitor, etc.
- EMI common-mode noise.

## ■ Product Identification



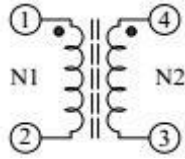
- (1) : Type
- (2) : Dimensions
- (3) : Inductance Value
- (4) : Taping

## ■ Shapes and Dimensions (Unit: mm)



TYPE	A	B	C Max	D	E	F
YLCM1006C	10.0±0.5	8.7±0.5	6.5	6.22±0.1	7.62±0.1	1.4 Ref

## ■ Circuit Diagram



## ■ YLCM1006C Series

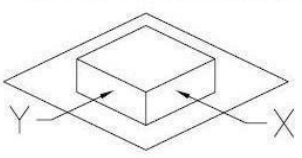
Part Number	Inductance L1=L2(μH) @100KHz/0.1V	DC Resistance (mΩ)Max.	Rated Current (A)Max.	Hi-Pot (Vac) 3mA/1S	Impedance (Ω)Min.	Freq. Range (MHz)
YLCM1006C-100T	10±40%	30	4.00	600	100	10~300
YLCM1006C-220T	22±40%	35	3.80	600	300	10~200
YLCM1006C-470T	47±40%	40	3.20	600	800	10~100
YLCM1006C-101T	100±40%	25	3.00	1000	100	10~300
YLCM1006C-121T	120±40%	25	2.50	1000	200	10~200
YLCM1006C-201T	200±40%	15	3.00	1000	300	7~150
YLCM1006C-221T	220±40%	32	2.20	1000	350	7~150
YLCM1006C-251T	250±40%	35	2.00	1000	400	5~100
YLCM1006C-471T	470±40%	65	1.60	1000	900	2~40
YLCM1006C-501T	500±40%	70	1.50	1000	800	2~5
YLCM1006C-102T	1000±40%	180	0.95	1000	1400	1~40
YLCM1006C-202T	2000±40%	270	0.80	300	2000	0.5~15
YLCM1006C-222T	2200±40%	300	0.75	300	3400	1~11
YLCM1006C-302T	3000±40%	330	0.70	300	3000	0.5~10
YLCM1006C-332T	3300±40%	360	0.65	300	4400	0.9~7
YLCM1006C-392T	3900±40%	540	0.52	300	5000	0.7~6
YLCM1006C-402T	4000±40%	600	0.45	300	4000	0.5~5
YLCM1006C-472T	4700±40%	720	0.35	300	6200	0.6~3
YLCM1006C-502T	5000±40%	780	0.30	300	5000	0.5~3

1. Rated Current: Temp.rise 40°C Typ
2. Operating Temperature: -20°C up to +125°C
- 3.Storage Temperature: -20°C up to +40°C, 75% RH max.

## Material List

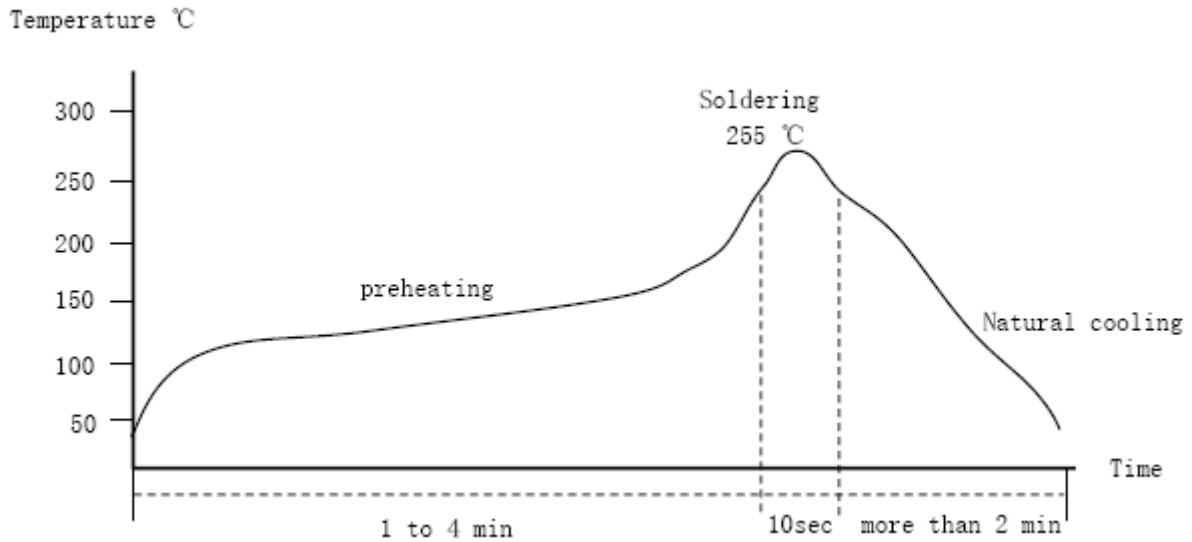
NO.	ITEM	DESCRIPTION
1	CORE	FERRITE
2	CASE	DAP-WH9100
3	WIRE	P180 Grd1
4	SOLDER	Sn99.3:Cu0.7
5	ADHESIVE	XNR-3614
6	INK	WHITE

## Reliability Testing

Operating Temperature	- 20 to + 125 °C ( Contain Heating coil )
Appearance Inspection	No external defects by visual inspection
Terminal Strength 	<p>After soldering , between copper plaet and terminals of coils , push in two directions of X , Y with standing 10N(1.02kg) for10+/-2 sec.</p> <p>Terminal should not peel off. ( Refer to figure at right )</p>
Heat endurance of reflow soldering	Refer to figure
Insulating resistance	Over 100 MΩ at 100V D.C . between wire and core .
Dielectric Strength	Apply at 0.5KV 3mA for 1 minute between wire and core .
Temperature characteristics	Inductance coefficient ( 0~2,000 ) × 10 / °C ( - 20 ~ + 125 °C )
Humidity characteristics	Inductance deviation within ± 10% , after 96 hours in 90~95% relative humidity at 40 ± 2 °C and 1 hours drying under normal condition .
A test is made under the above mentioned condition , and it is kept for 2 hours in the normal	

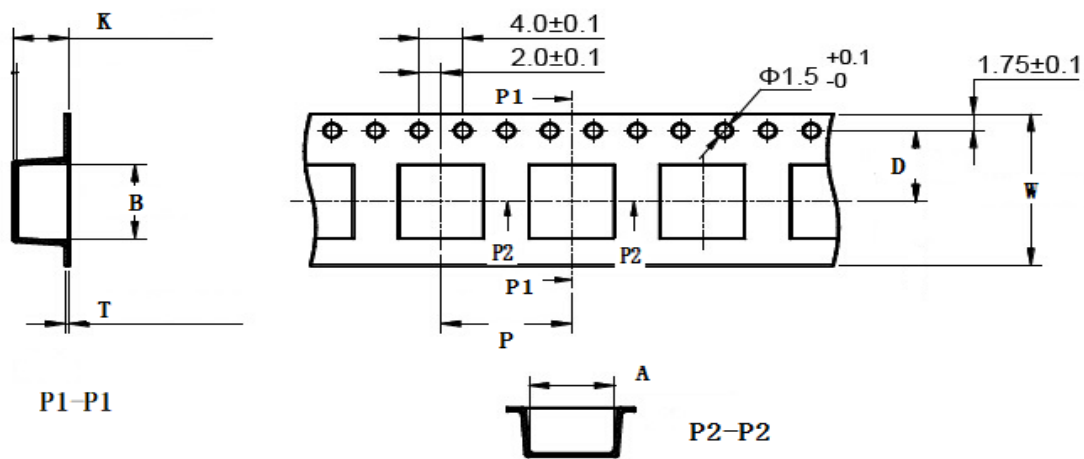
**Recommended soldering temp.Graph**

IR Reflow profile



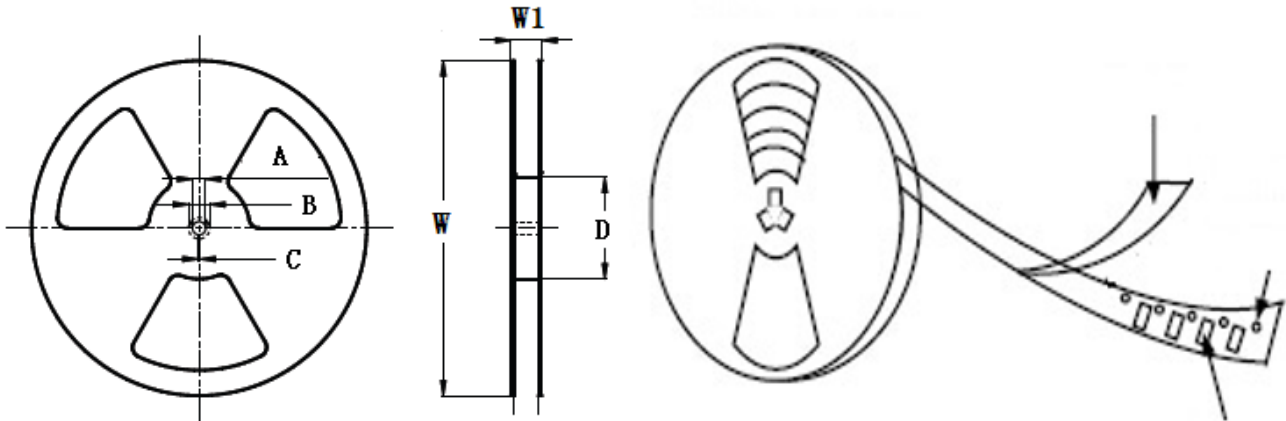
Temperature and humidity. After that, no mechanical and electrical defect should be found.

**Taping Dimensions(Unit:mm)**



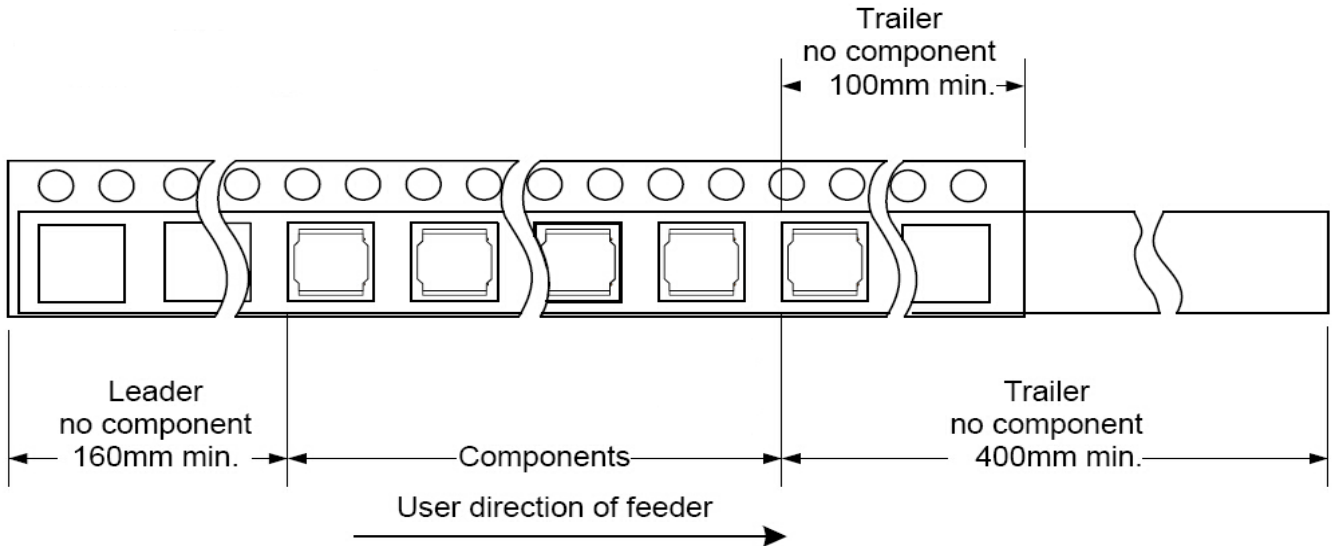
TYPE	W	A	B	D	P	K	T	MPQ
YLCM1006C	24.0±0.3	10.6±0.3	11.5±0.1	11.5±0.1	16±0.1	5.0±0.1	0.40±0.05	800

**Reel Dimensions(Unit:mm)**

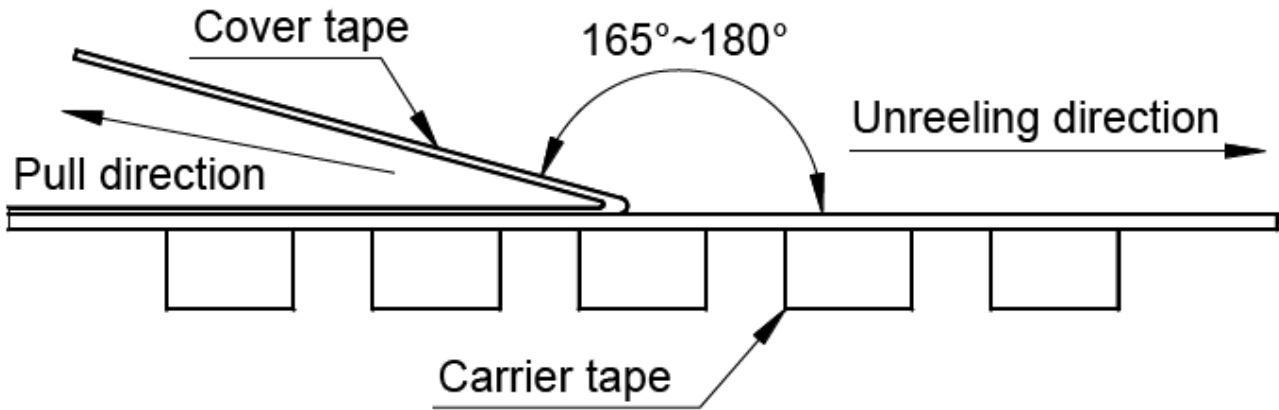


TYPE	W	W1	A	B	C	D
YLCM1006C	330±2.0	24.4±1.5	30.4MAX	23.9 Min	13.0±0.50	21.0±0.80

**Direction of rolling**



■ Cover tape peel off condition



Cover tape peel force shall be 0.1N to 1.3N.

Reference peel speed  $300 \pm 10$  mm/min.

## X-ON Electronics

Largest Supplier of Electrical and Electronic Components

*Click to view similar products for [Common Mode Chokes / Filters](#) category:*

*Click to view products by [YJYCOIN](#) manufacturer:*

Other Similar products are found below :

[PE-64683](#) [ST6118T-R](#) [FE3X025-10-7NL](#) [T8114NLT](#) [TCM0806G-350-2P-T](#) [TCM0806G-650-2P-T](#) [IND-0110](#) [UAL21VR0802000](#)  
[UALSC023000000](#) [UALSC1020JH000](#) [UALSU10VD20010](#) [UALSU9VD070100](#) [36-00037](#) [CM7060M132R-10](#) [UALW21HS072450](#)  
[UALSU9H0208000](#) [UAL24VK06450CH](#) [PLT10HH501100PNB](#) [PLT10HH401100PNB](#) [PLT10HH1026R0PNB](#) [36-00029-01](#) [PE-67531](#)  
[TLH10UB](#) [113 0R5](#) [2752045447](#) [CM8663Z161B-10](#) [7351V](#) [CMF16-153131](#) [T8116NLT](#) [CMS2-10-R](#) [FE2X10-4-2NL](#) [T8003NLT](#) [CTX01-](#)  
[13663](#) [CTX66-19521-R](#) [RC212-0.5-10M](#) [RC112-0.4-15M](#) [RC212-0.6-6M8](#) [RC212-0.4-15M](#) [RC112-0.3-30M](#) [4534-3](#)  
[WTCF2012Z0M751PB](#) [PH9408.814NLT](#) [B82498B3221J000](#) [PAC6006.364NLT](#) [PAC6006.444NLT](#) [PAC6006.204NLT](#) [PH9407.204NLT](#)  
[PAC6006.264NLT](#) [PH9408.105NLT](#) [PH9408.494NLT](#) [PAC6006.104NLT](#)