

■ Features

- This filter is characterized by small size, highly effective in noise suppression.
- High common mode impedance at noise band and low differential mode impedance at signal band. Due to the low differential mode impedance with high coupling factor, there is almost no distortion on high speed transmission of high resolution video signals.

■ Applications

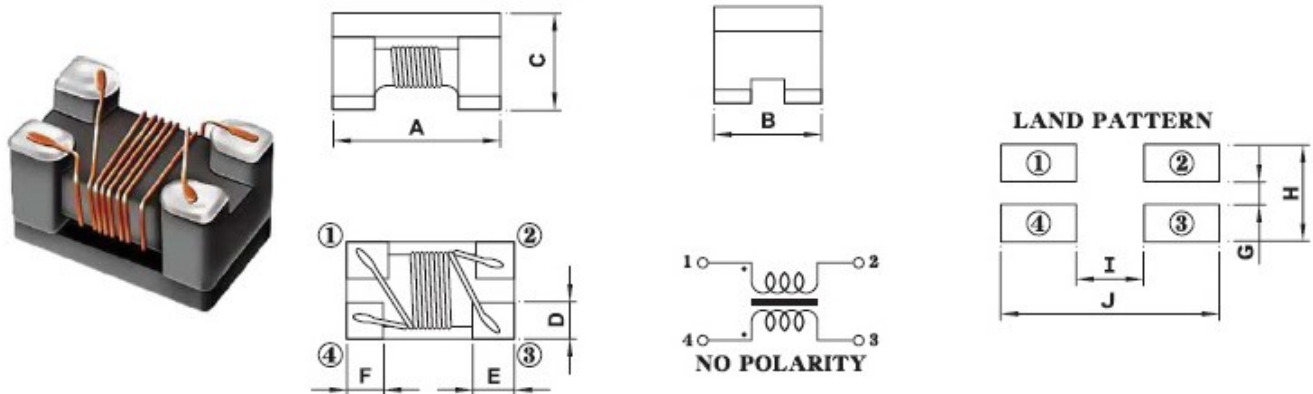
- YLM Series is suited for use on the USB2.0 line and IEEE1394 line of Notebook PC, LVDS lines of PC, LCD Monitor, PCI express, small digital AV equipment such as digital Camera and Free disk, MP3 player and Serial-ATA.

■ Product Identification

$\frac{\text{YLM}}{(1)}$
 $\frac{\square\square\square\square}{(2)}$
 $\frac{\square}{(3)} - \frac{\square\square\square}{(4)}$
 $\frac{\text{T}}{(5)}$

- (1) : Type
- (2) : Dimensions
- (3) : Identification Code
- (4) : Impedance
- (5) : Taping

Shapes and Dimensions (Unit: mm)

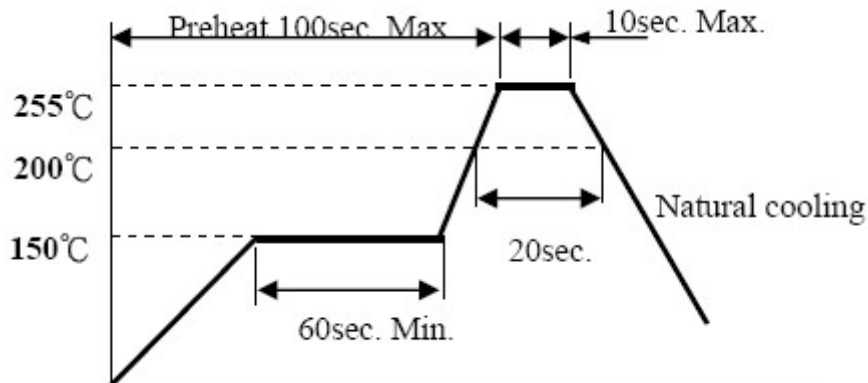


TYPE	A	B	C	D	E	F	G	H	I	J
YLM3216	3.2±0.2	1.6±0.2	2.0±0.2	0.50±0.1	0.50±0.1	0.50±0.1	0.40	1.60	1.60	3.70

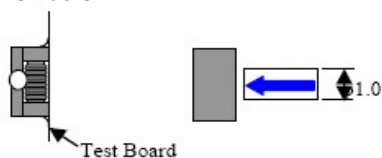
YLM3216 Series

Part Number	Common mode Impedance (Ω) @100MHz	DC Resistance (Ω) Max	Rated Current (mA) max	Rated Volt. (Vdc)max.	Withstand Volt.(Vdc)max.	IR(MΩ) min.
YLM3216□-900T	90±25%	0.30	400	50	125	10
YLM3216□-121T	120±25%	0.30	350	50	125	10
YLM3216□-161T	160±25%	0.40	350	50	125	10
YLM3216□-221T	220±25%	0.45	300	50	125	10
YLM3216□-261T	260±25%	0.50	300	50	125	10
YLM3216□-361T	360±25%	0.60	300	50	125	10
YLM3216□-601T	600±25%	0.80	300	50	125	10
YLM3216□-102T	1000±25%	1.00	200	50	125	10
YLM3216□-222T	2200±25%	1.20	200	50	125	10

Recommended soldering temp.Graph



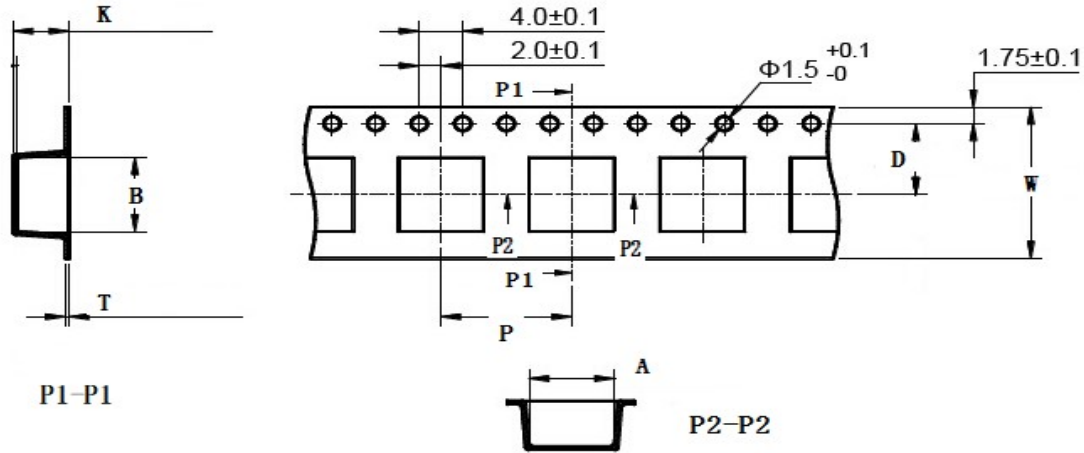
Mechanical reliability

TEST	Specification & Requirement		Method Used
Solderability	The surface of terminal/pin tested shall be covered with new solder by 90%		Solder heat proof: Preheating: 150 ±10°C 60 seconds Soldering: 230 ±5°C for 3 ±1 sec
Solder Heat Resistance	Components should have not evidence of electrical and mechanical damage Impedance: within ±15% of initial value		Preheating: 150°C 60secs Solder temperature: 260±5°C Flux: rosin Dip time: 10±0.5 secs
Terminal strength	Series No.	F (Kg)	Solder a chip to test substrate and then laterally apply a force in the arrow direction 
	YLM2012	0.5	
	YLM3216/3225	1.0	
	YLM4532	1.5	

Endurance Reliability

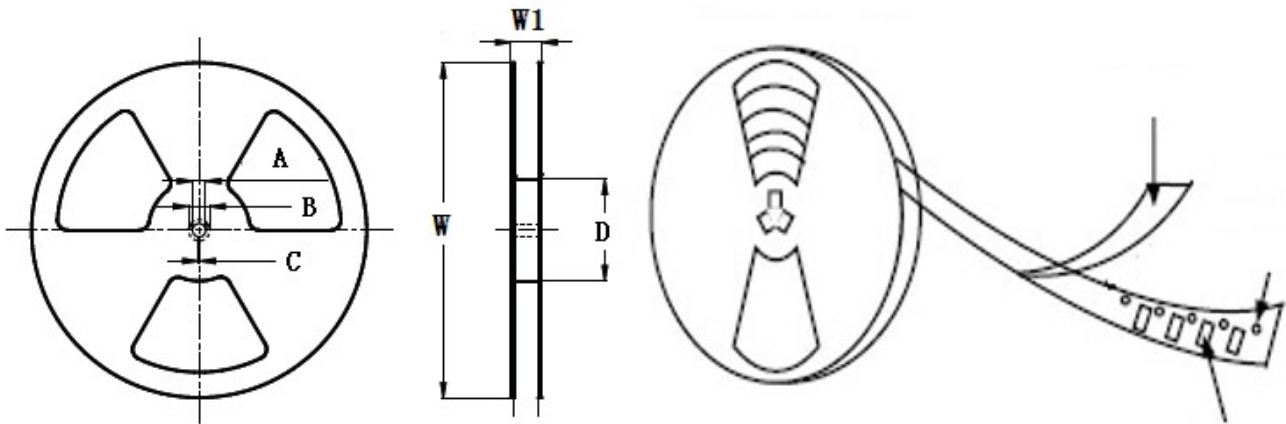
TEST	Specification & Requirement	Method Used
Thermal Shock	Impedance change within ± 15% Without mechanical damage	-25°C, (30 mins) -> room temp. (5 mins) -> 125°C, (30 mins) -> room temp. (5 mins) 10 cycles
Humidity Resistance	Impedance change within ± 15% Without mechanical damage	Apply IDC current @ 60°C ambient Humidity: 80% Duration: 168 hrs
Low Temp. Storing	Impedance change within ± 15% Without mechanical damage	Storing Temp. -25 ±2 °C for total 168 +5/-0 hours
High Temp. Storing	Impedance change within ± 15% Without mechanical damage	Storing Temp. 125 ±2 °C for total 168 +5/-0 hours

■ Taping Dimensions(Unit:mm)



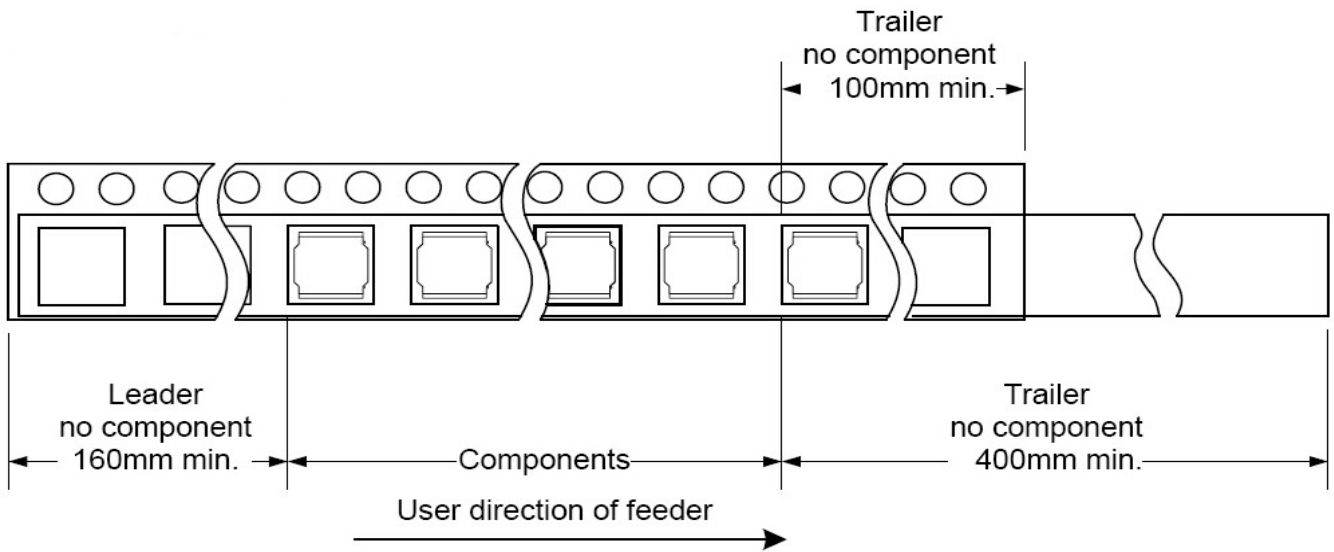
TYPE	W	A	B	D	P	K	T	MPQ
YLM3216	8.0±0.2	1.88±0.1	3.50±0.1	3.5±0.05	4.0±0.1	2.20±0.1	0.26±0.05	2000

■ Reel Dimensions(Unit:mm)



TYPE	W	W1	A	B	C	D
YLM3216	178±2.0	9.00±0.50	4.3±0.20	5.0±0.10	3.0±0.10	60±2.0

Direction of rolling



Cover tape peel off condition



Cover tape peel force shall be 0.1N to 1.3N.

Reference peel speed 300±10mm/min.

X-ON Electronics

Largest Supplier of Electrical and Electronic Components

Click to view similar products for [Common Mode Chokes / Filters](#) category:

Click to view products by [YJYCOIN](#) manufacturer:

Other Similar products are found below :

[PE-64683](#) [ST6118T-R](#) [FE3X025-10-7NL](#) [T8114NLT](#) [TCM0806G-350-2P-T](#) [TCM0806G-650-2P-T](#) [IND-0110](#) [UAL21VR0802000](#)
[UALSC023000000](#) [UALSC1020JH000](#) [UALSU10VD20010](#) [UALSU9VD070100](#) [36-00037](#) [CM7060M132R-10](#) [UALW21HS072450](#)
[UALSU9H0208000](#) [UAL24VK06450CH](#) [PLT10HH501100PNB](#) [PLT10HH401100PNB](#) [PLT10HH1026R0PNB](#) [36-00029-01](#) [PE-67531](#)
[TLH10UB](#) [113 0R5](#) [2752045447](#) [CM8663Z161B-10](#) [7351V](#) [CMF16-153131](#) [T8116NLT](#) [CMS2-10-R](#) [FE2X10-4-2NL](#) [T8003NLT](#) [CTX01-](#)
[13663](#) [CTX66-19521-R](#) [RC212-0.5-10M](#) [RC112-0.4-15M](#) [RC212-0.6-6M8](#) [RC212-0.4-15M](#) [RC112-0.3-30M](#) [4534-3](#)
[WTCF2012Z0M751PB](#) [PH9408.814NLT](#) [B82498B3221J000](#) [PAC6006.364NLT](#) [PAC6006.444NLT](#) [PAC6006.204NLT](#) [PH9407.204NLT](#)
[PAC6006.264NLT](#) [PH9408.105NLT](#) [PH9408.494NLT](#) [PAC6006.104NLT](#)