

## ■ Features

- SMD construction, and low profile.
- High Impedance and Excellent Frequency Characteristic.
- Self Electromagnetic Shielding.
- Low Magnetic Flux Leakage.

## ■ Applications

- LED Light, TV game, Monitor, etc.
- EMI common-mode noise.

## ■ Product Identification

$\frac{\text{YLM}}{(1)} \quad \frac{\square\square\square\square}{(2)} - \frac{\square\square\square}{(3)} \quad \frac{\text{T}}{(4)}$

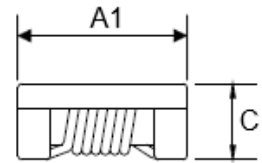
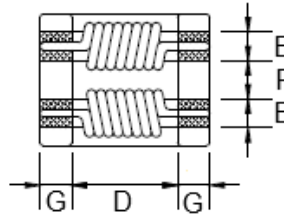
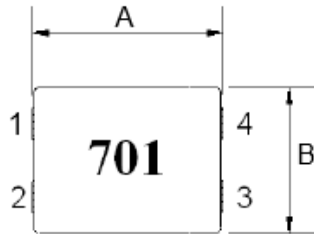

(1) : Type

(2) : Dimensions

(3) : Inductance value

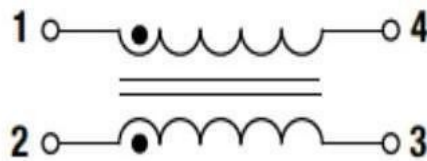
(4) : Taping

**Shapes and Dimensions (Unit: mm)**



| TYPE    | A       | A1      | B       | C Max | D Typ | E       | F       | G       |
|---------|---------|---------|---------|-------|-------|---------|---------|---------|
| YLM9070 | 9.0±0.5 | 9.5±0.5 | 7.0±0.5 | 4.8   | 5.7   | 1.5±0.2 | 2.0±0.2 | 1.7±0.2 |

**Circuit Diagram**



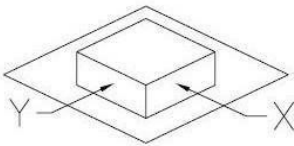
**YLM9070 Series**

| Part Number  | Z (Ω)<br>@100MHz/0.1V |      | DC<br>Resistance<br>(mΩ) Max. | Rated Current<br>(A) max. | Rated Volt.<br>(V)max. | IR(MΩ)<br>min. | Marking |
|--------------|-----------------------|------|-------------------------------|---------------------------|------------------------|----------------|---------|
|              | Min                   | Typ  |                               |                           |                        |                |         |
| YLM9070-301T | 225                   | 300  | 6                             | 6.0                       | 80                     | 10             | 301     |
| YLM9070-501T | 450                   | 600  | 8                             | 5.5                       | 80                     | 10             | 501     |
| YLM9070-701T | 500                   | 700  | 10                            | 5.0                       | 80                     | 10             | 701     |
| YLM9070-102T | 750                   | 1000 | 13                            | 4.0                       | 80                     | 10             | 102     |
| YLM9070-202T | 1500                  | 2000 | 20                            | 2.5                       | 80                     | 10             | 202     |
| YLM9070-222T | 1700                  | 2200 | 60                            | 2.5                       | 80                     | 10             | 222     |
| YLM9070-272T | 2000                  | 2700 | 86                            | 2.0                       | 80                     | 10             | 272     |
| YLM9070-302T | 2500                  | 3000 | 70                            | 3.0                       | 80                     | 10             | 302     |

## Material List

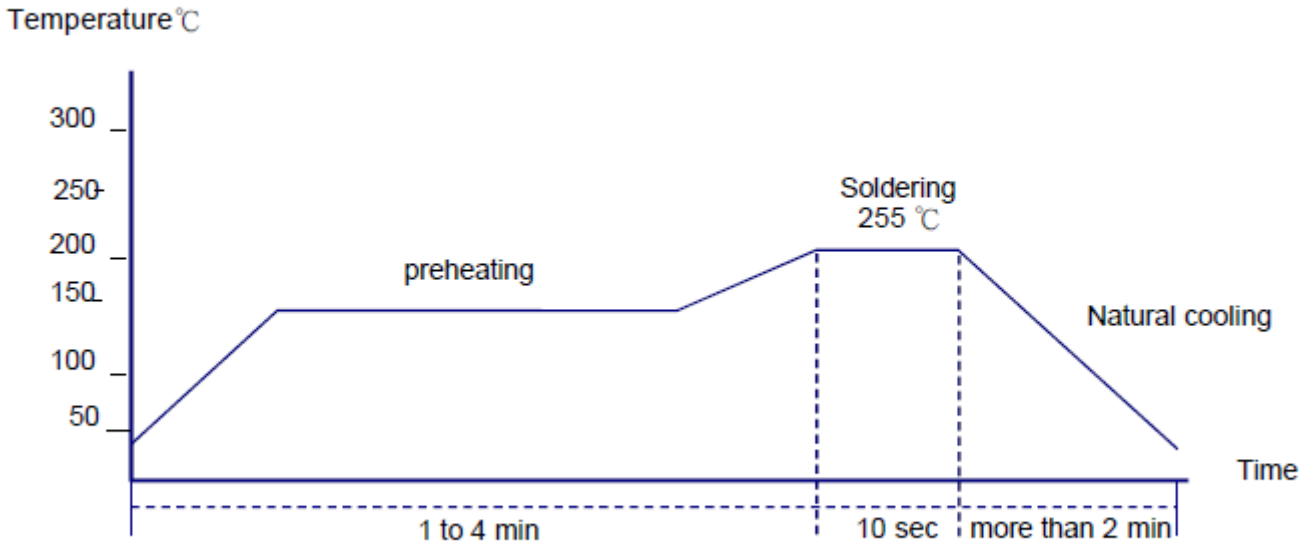
| NO. | ITEM   | DESCRIPTION | SUPPLIER         |
|-----|--------|-------------|------------------|
| 1   | CORE   | FERRITE     | SINCORES OR EQ   |
| 2   | WIRE   | 2UEW P180   | PACIFIC OR EQ    |
| 3   | BASE   | LCP         | LIANGCHENG OR EQ |
| 4   | SOLDER | Sn Cu       | SHENYUAN OR EQ   |
| 5   | EPOXY  | 661         | QIFU OR EQ       |
| 6   | INK    | WHITE       | BON MARK         |

## Reliability Testing

|  |   |
|--|---|
| Operating Temperature  | - 30 to + 100 °C ( Contain Heating coil )   |
| Appearance Inspection  | No external defects by visual inspection  |
| Terminal Strength<br> | <p>After soldering , between copper plaet and terminals of coils , push in two directions of X , Y with standing 10N(1.02kg) for10+/-2 sec.</p> <p>Terminal should not peel off. ( Refer to figure at right )</p> |
| Heat endurance of reflow soldering   | Refer to figure   |
| Insulating resistance  | Over 100 MΩ at 100V D.C . between wire and core .   |
| Dielectric Strength  | Apply at 0.5KV 3mA for 1 minute between wire and core .   |
| Temperature characteristics  | Inductance coefficient ( 0~2,000 ) × 10 / °C( - 30 ~ + 100 °C )   |
| Humidity characteristics   | Inductance deviation within ± 10% , after 96 hours in 90~95% relative humidity at 40 ± 2 °C and 1 hours drying under normal condition .   |
| A test is made under the above mentioned condition , and it is kept for 2 hours in the normal            |   |

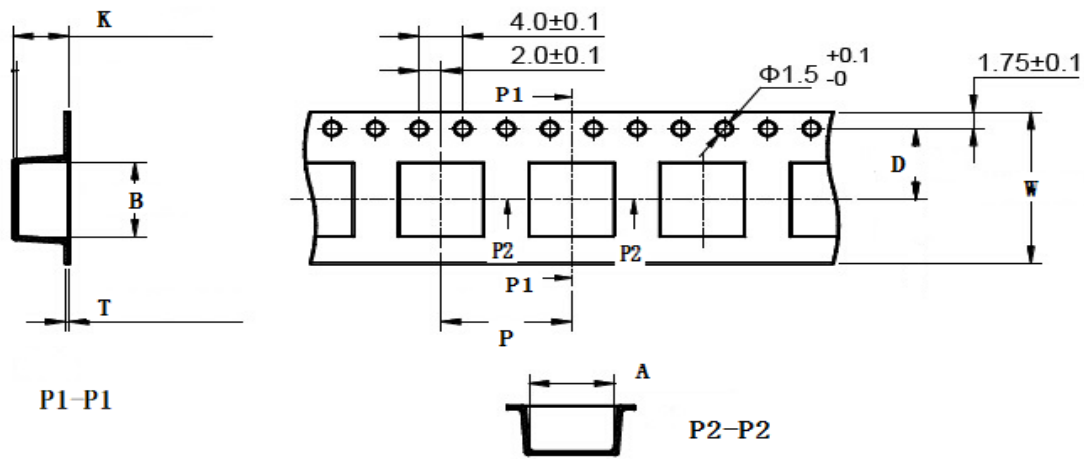
**Recommended soldering temp.Graph**

IR Reflowprofile



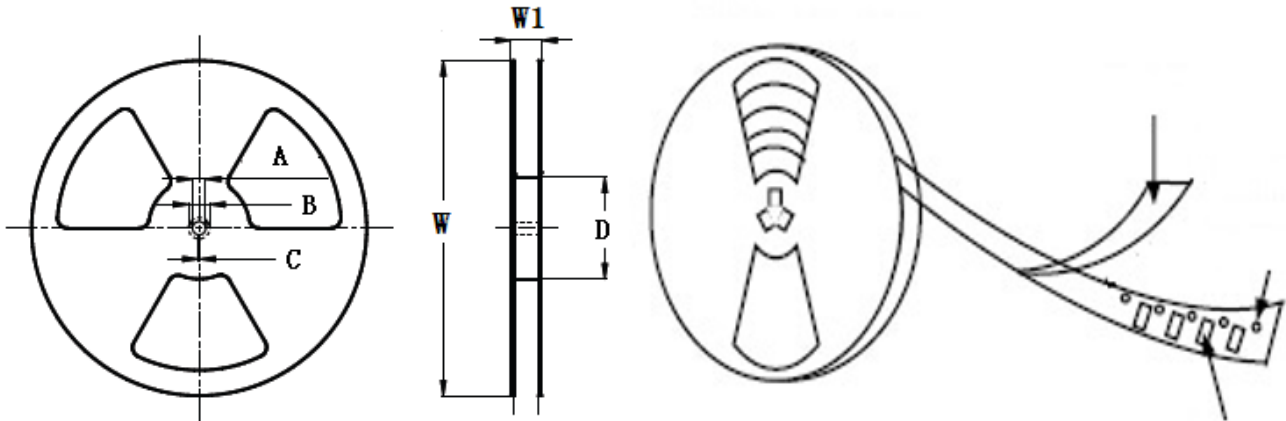
Temperature and humidity . After that , no mechanical and electrical defect should be found .

**Taping Dimensions(Unit:mm)**



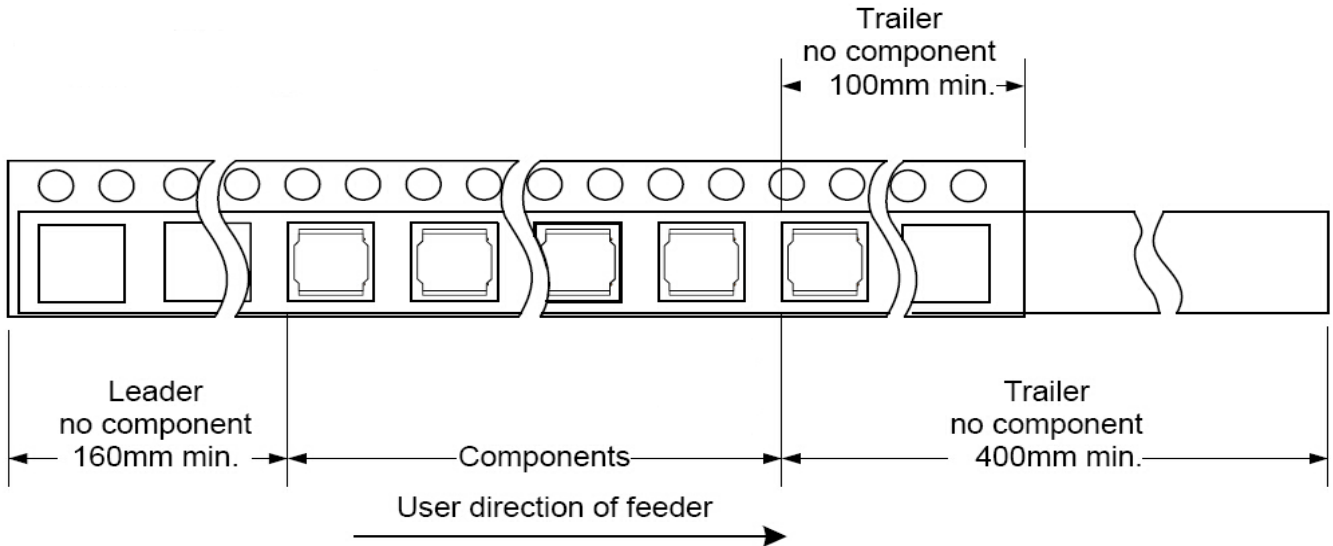
| TYPE    | W        | A       | B       | D       | P        | K       | T         | MPQ |
|---------|----------|---------|---------|---------|----------|---------|-----------|-----|
| YLM9070 | 24.0±0.3 | 7.6±0.1 | 9.6±0.1 | 7.5±0.1 | 16.0±0.1 | 5.1±0.1 | 0.35±0.05 | 700 |

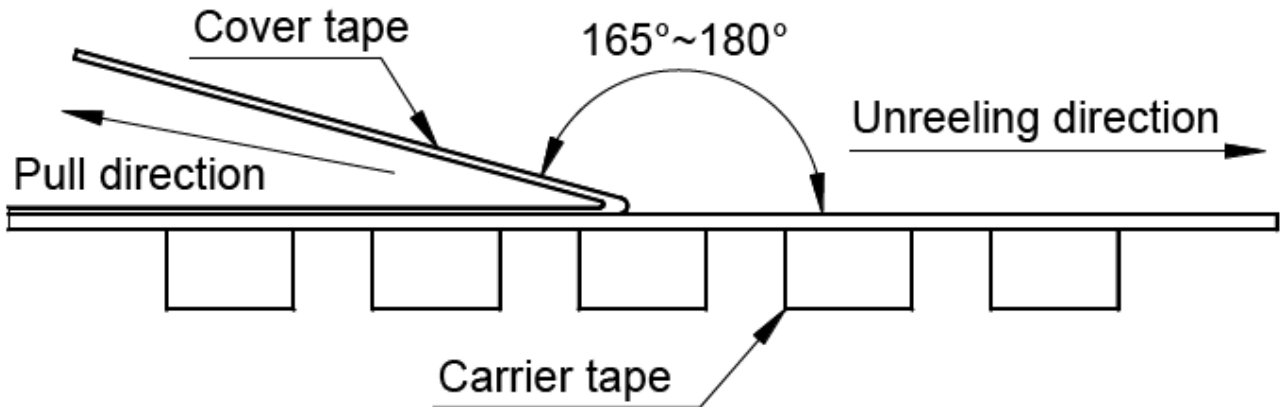
**Reel Dimensions(Unit:mm)**



| TYPE    | W       | W1       | A         | B         | C        | D      |
|---------|---------|----------|-----------|-----------|----------|--------|
| YLM9070 | 330±2.0 | 16.4±2.0 | 13.0±0.50 | 21.0±0.80 | 2.0±0.50 | 100Min |

**Direction of rolling**



**■ Cover tape peel off condition**

Cover tape peel force shall be 0.1N to 1.3N.

Reference peel speed  $300 \pm 10$  mm/min.

## X-ON Electronics

Largest Supplier of Electrical and Electronic Components

*Click to view similar products for [Common Mode Chokes / Filters](#) category:*

*Click to view products by [YJYCOIN](#) manufacturer:*

Other Similar products are found below :

[74279408](#) [PE-62911NL](#) [PE-64683](#) [RD5122-6-9M6](#) [RGCMF1210900H3T](#) [ST6118T-R](#) [FE3X025-10-7NL](#) [T8114NLT](#) [RD5122-10-6M0](#)  
[TCM0806G-350-2P-T](#) [TCM0806G-650-2P-T](#) [IND-0110](#) [UAL21VR0802000](#) [UALSC023000000](#) [UALSC1020JH000](#) [UALSC1520JH000](#)  
[UALSU10VR15019](#) [UALSU9VD070100](#) [36-00037](#) [5701610000](#) [UALW21HS200290](#) [UALW21HS072450](#) [UALSU9HF050500](#)  
[UALSU9H0208000](#) [UAL24VK06450CH](#) [PLT10HH501100PNB](#) [PLT10HH401100PNB](#) [PLT10HH1026R0PNB](#) [PE-67531](#) [TLH10UB 113](#)  
[OR5](#) [2752045447](#) [CMS3-11-R](#) [7351V](#) [7408-RC](#) [CMF16-153131](#) [744252510](#) [T8116NLT](#) [CMS2-10-R](#) [DLW44SN101SK2L](#) [FE2X10-4-2NL](#)  
[744253200](#) [744253101](#) [744252220](#) [TX8111NLT](#) [UAL30VR3500470](#) [CTX01-19077-R](#) [T8003NLT](#) [CTX01-13663](#) [CTX66-19521-R](#)  
[7446630047](#)