


■ Features

- Low profile construction and miniature size.
- Magnetic shielded construction.
- High current saturation.
- Operating temperature:-40°C ~ +125°C.
- RoHS compliant

■ Applications

- For small DC/DC converter(HDD,DVC,DSC,PDA,LCD display etc.).
- Car navigation systems,telecom base stations.
- VR,AR,LED lighting.

■ Product Identification



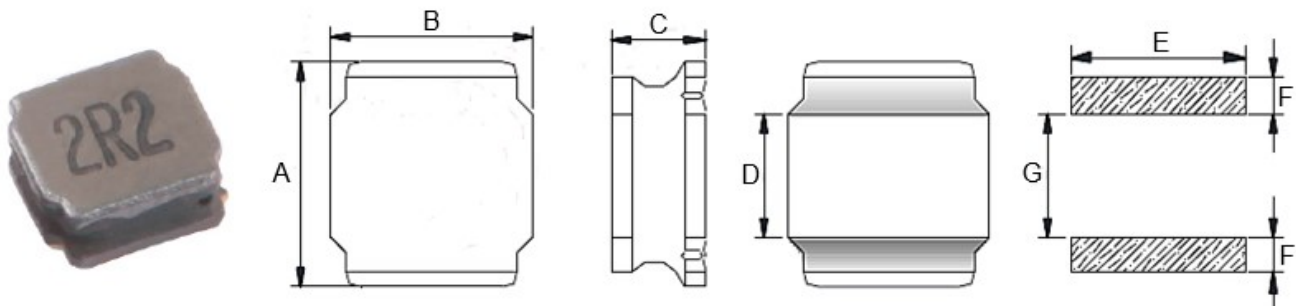
(1) : Type

(2) : Dimensions

(3) : Inductance value

(4) : Inductance Tolerance; N=±30%,M=±20%, K=±10%

■ Shapes and Dimensions (Unit: mm)



TYPE	A	B	C Max.	D	E Ref.	F Ref.	G Ref.
YNR3012	3.0±0.2	3.0±0.2	1.20	0.75±0.2	2.70	0.80	1.50

■ YNR3012 Series

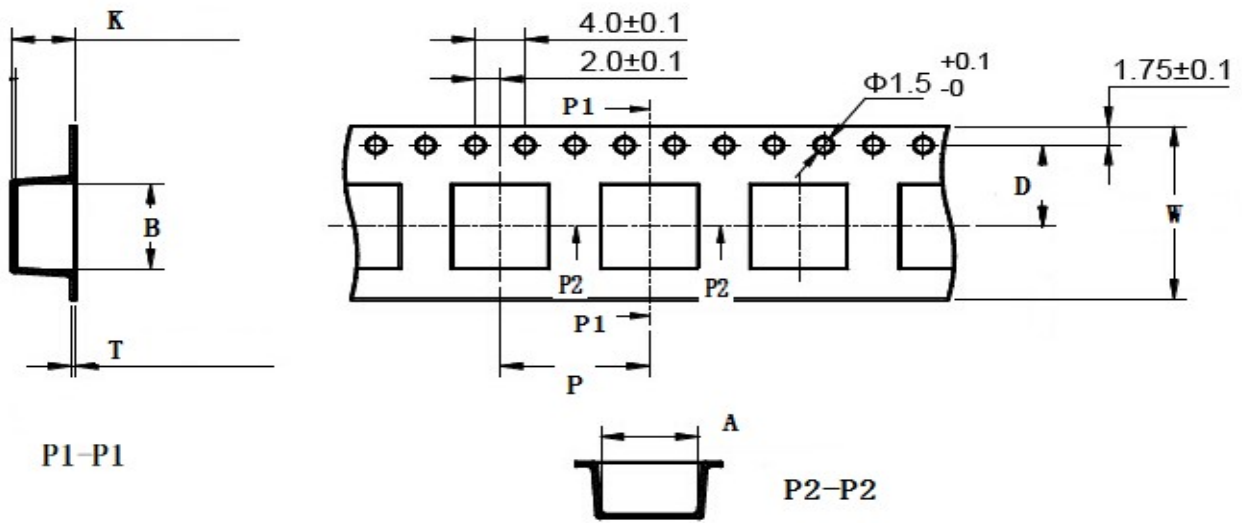
Part Number	Inductance (uH) @100KHz	DC Resistance (Ω)		Heat Rating Current (A)	Saturation Current (A)
		Typ.	Max.		
YNR3012-R22□	0.22	0.017	0.022	3.00	5.30
YNR3012-R47□	0.47	0.020	0.024	2.95	2.95
YNR3012-1R0□	1.00	0.040	0.052	2.20	1.87
YNR3012-1R5□	1.50	0.045	0.059	2.01	1.62
YNR3012-1R8□	1.80	0.063	0.082	1.65	1.30
YNR3012-2R2□	2.20	0.075	0.098	1.55	1.20
YNR3012-2R7□	2.70	0.085	0.110	1.48	1.14
YNR3012-3R3□	3.30	0.100	0.130	1.36	1.05
YNR3012-3R9□	3.90	0.145	0.189	1.24	1.00
YNR3012-4R7□	4.70	0.120	0.156	1.24	0.90
YNR3012-5R6□	5.60	0.174	0.226	1.13	0.80
YNR3012-6R8□	6.80	0.190	0.247	0.98	0.75
YNR3012-100□	10.0	0.265	0.345	0.83	0.60
YNR3012-120□	12.0	0.345	0.449	0.73	0.48
YNR3012-150□	15.0	0.360	0.468	0.71	0.45
YNR3012-180□	18.0	0.545	0.709	0.58	0.43
YNR3012-220□	22.0	0.645	0.839	0.53	0.42
YNR3012-270□	27.0	0.870	1.131	0.47	0.35
YNR3012-330□	33.0	0.875	1.138	0.46	0.36
YNR3012-360□	36.0	0.950	1.235	0.44	0.34
YNR3012-390□	39.0	1.330	1.729	0.37	0.30
YNR3012-470□	47.0	1.450	1.885	0.35	0.27
YNR3012-560□	56.0	1.380	1.794	0.28	0.26

■ YNR3012 Series

Part Number	Inductance (uH) @100KHz	DC Resistance (Ω)		Heat Rating Current (A)	Saturation Current (A)
		Typ.	Max.		
YNR3012-680□	68.0	1.670	2.171	0.33	0.24
YNR3012-820□	82.0	2.540	3.302	0.27	0.17
YNR3012-101□	100	2.860	3.718	0.25	0.21

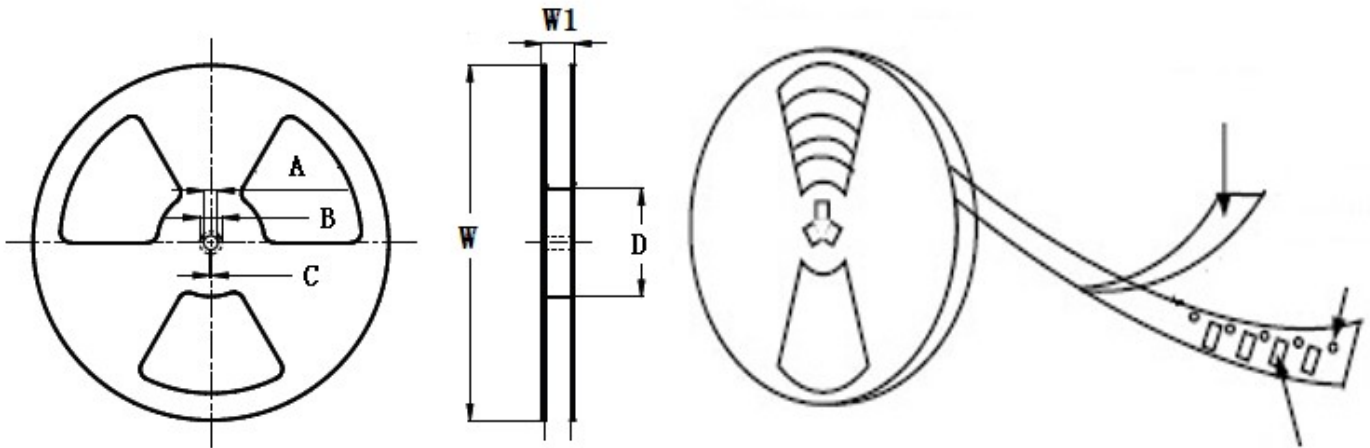
- ※ The saturation current value is the DC current value having inductance decrease down to 30%. (at 20°C)
- ※ The temperature rise current value is the DC current value having temperature increase up to 40°C. (at 20°C)
- ※ The rated current is the DC current value that satisfies both of current value saturation current value and temperature rise current value.

■ Taping Dimensions(Unit:mm)



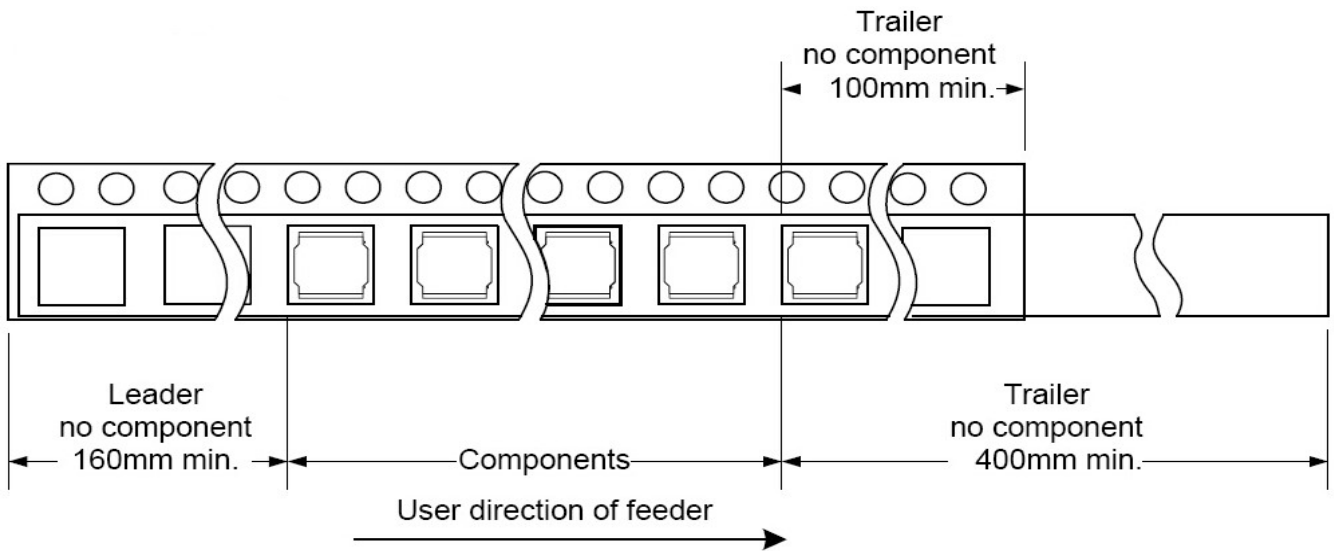
TYPE	Chip Thickness	W	A	B	D	P	K Max	T Max	MPQ
YNR3012	1.20	8.00	3.30	3.30	3.50	4.00	1.60	0.25	2000

■ Reel Dimensions(Unit:mm)

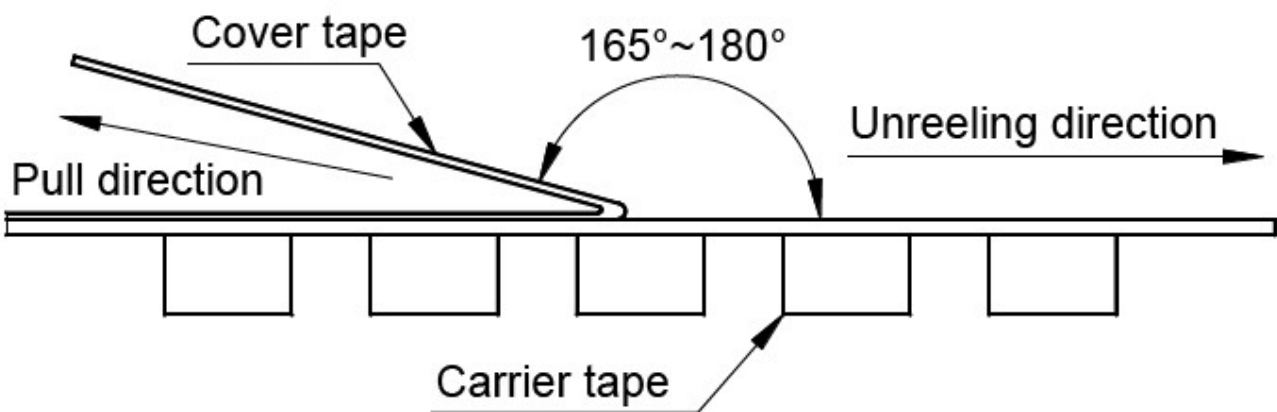


TYPE	W	W1	A	B	C	D
YNR3012	178±2.0	8.40±1.50	4.3±0.20	5.0±0.10	3.0±0.10	58±2.0

Direction of rolling



Cover tape peel off condition



Cover tape peel force shall be 0.1N to 1.3N.

Reference peel speed 300±10mm/min.

X-ON Electronics

Largest Supplier of Electrical and Electronic Components

Click to view similar products for [Fixed Inductors](#) category:

Click to view products by [YJYCOIN](#) manufacturer:

Other Similar products are found below :

[MLZ1608M6R8WTD25](#) [MLZ1608N6R8LT000](#) [MLZ1608N3R3LTD25](#) [MLZ1608N3R3LT000](#) [MLZ1608N150LT000](#)

[MLZ1608M150WTD25](#) [MLZ1608M3R3WTD25](#) [MLZ1608M3R3WT000](#) [MLZ1608M150WT000](#) [MLZ1608A1R5WT000](#)

[MLZ1608N1R5LT000](#) [B82432C1333K000](#) [PCMB053T-1R0MS](#) [PCMB053T-1R5MS](#) [PCMB104T-1R5MS](#) [CR32NP-100KC](#) [CR32NP-](#)

[151KC](#) [CR32NP-180KC](#) [CR32NP-181KC](#) [CR32NP-1R5MC](#) [CR32NP-390KC](#) [CR32NP-3R9MC](#) [CR32NP-680KC](#) [CR32NP-820KC](#)

[CR32NP-8R2MC](#) [CR43NP-390KC](#) [CR43NP-560KC](#) [CR43NP-680KC](#) [CR54NP-181KC](#) [CR54NP-470LC](#) [CR54NP-820KC](#) [CR54NP-8R5MC](#)

[MGDQ4-00004-P](#) [MGDU1-00016-P](#) [MHL1ECTTP18NJ](#) [MHL1JCTTD12NJ](#) [PE-51506NL](#) [PE-53601NL](#) [PE-53630NL](#) [PE-53824SNLT](#) [PE-](#)

[62892NL](#) [PE-92100NL](#) [PG0434.801NLT](#) [PG0936.113NLT](#) [PM06-2N7](#) [PM06-39NJ](#) [HC2LP-R47-R](#) [HC2-R47-R](#) [HC3-2R2-R](#) [HC8-1R2-R](#)