

■ Features

- Low profile construction and miniature size.
- Magnetic shielded construction.
- High current saturation.
- Operating temperature:-40°C ~ +125°C.
- RoHS compliant

■ Applications

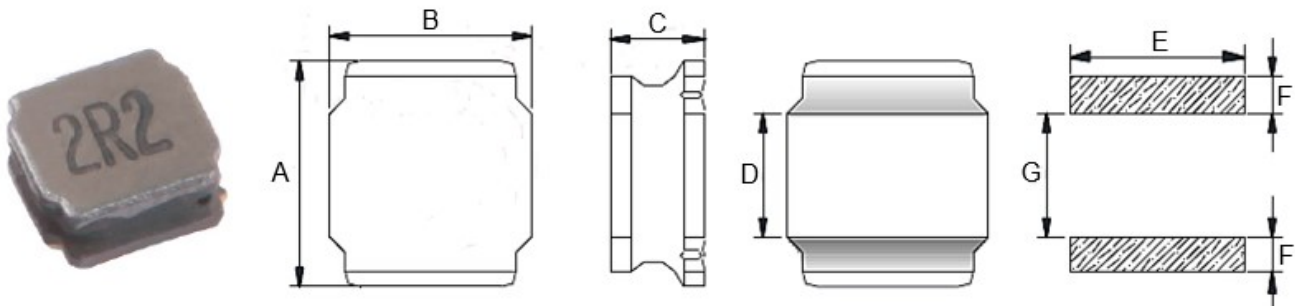
- For small DC/DC converter(HDD,DVC,DSC,PDA,LCD display etc.).
- Car navigation systems,telecom base stations.
- VR,AR,LED lighting.

■ Product Identification



- (1) : Type
- (2) : Dimensions
- (3) : Inductance value
- (4) : Inductance Tolerance; N=±30%,M=±20%, K=±10%

■ Shapes and Dimensions (Unit: mm)



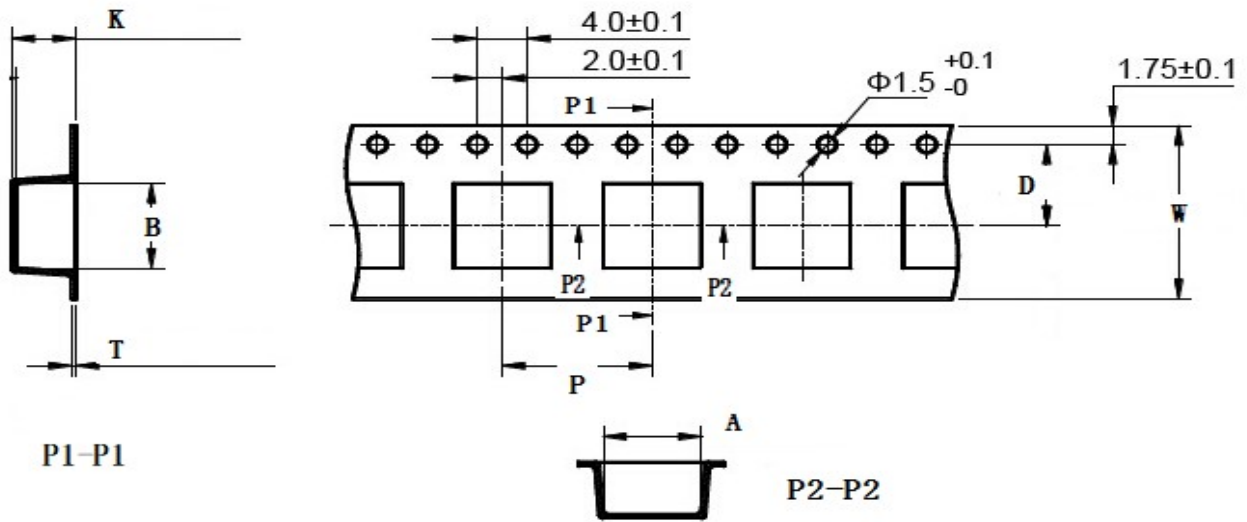
TYPE	A	B	C Max.	D	E Ref.	F Ref.	G Ref.
YNR4018	4.0±0.2	4.0±0.2	1.80	0.95±0.2	3.70	1.10	1.90

■ YNR4018 Series

Part Number	Inductance (uH) @100KHz	DC Resistance (Ω)		Heat Rating Current (A)	Saturation Current (A)
		Typ.	Max.		
YNR4018-R22□	0.22	0.010	0.013	5.50	6.30
YNR4018-R47□	0.47	0.014	0.018	4.00	4.30
YNR4018-R68□	0.68	0.020	0.026	3.30	4.90
YNR4018-1R0□	1.00	0.025	0.033	2.00	4.80
YNR4018-1R2□	1.20	0.025	0.033	2.00	3.40
YNR4018-1R5□	1.50	0.030	0.039	1.80	3.35
YNR4018-1R8□	1.80	0.034	0.044	2.00	3.00
YNR4018-2R2□	2.20	0.045	0.059	1.65	2.70
YNR4018-3R3□	3.30	0.070	0.091	1.23	2.45
YNR4018-3R6□	3.60	0.090	0.117	1.20	2.50
YNR4018-4R7□	4.70	0.090	0.117	1.20	1.70
YNR4018-5R6□	5.60	0.107	0.139	1.50	1.60
YNR4018-6R8□	6.80	0.110	0.143	1.06	1.45
YNR4018-8R2□	8.20	0.170	0.221	1.40	1.40
YNR4018-100□	10.0	0.180	0.234	0.84	1.30
YNR4018-150□	15.0	0.250	0.325	0.65	0.94
YNR4018-220□	22.0	0.360	0.468	0.59	0.80
YNR4018-270□	27.0	0.470	0.611	0.52	0.47
YNR4018-330□	33.0	0.530	0.689	0.49	0.56
YNR4018-470□	47.0	0.650	0.845	0.42	0.57
YNR4018-560□	56.0	1.000	1.300	0.32	0.61
YNR4018-680□	68.0	1.000	1.300	0.32	0.47
YNR4018-101□	100	1.750	2.275	0.25	0.40
YNR4018-151□	150	2.500	3.250	0.22	0.31
YNR4018-221□	220	4.000	5.200	0.17	0.27

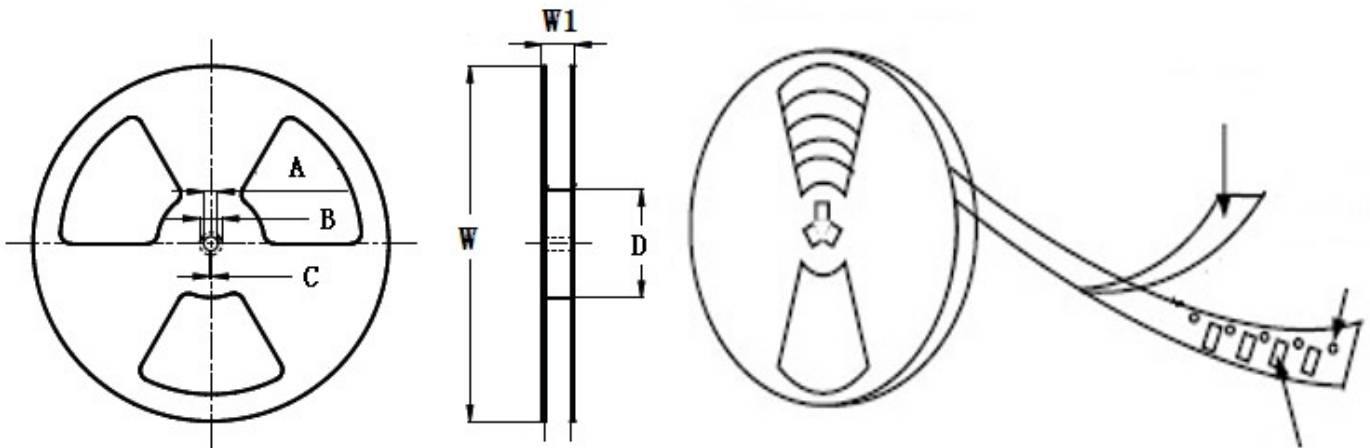
-
- ※ The saturation current value is the DC current value having inductance decrease down to 30%.(at 20°C)
 - ※ The temperature rise current value is the DC current value having temperature increase up to 40°C. (at 20°C)
 - ※ The rated current is the DC current value that satisfies both of current value saturation current value and temperature rise current value.

■ Taping Dimensions(Unit:mm)



TYPE	Chip Thickness	W	A	B	D	P	K Max	T Max	MPQ
YNR4018	1.80	12.0	4.30	4.30	5.50	8.00	2.10	0.35	3000

■ Reel Dimensions(Unit:mm)



TYPE	W	W1	A	B	C	D
YNR4018	330±2.0	12.8±1.50	13.0±0.50	21.0±0.80	2.0±0.50	100 Min

Direction of rolling



Cover tape peel off condition



Cover tape peel force shall be 0.1N to 1.3N.

Reference peel speed 300 ± 10 mm/min.

X-ON Electronics

Largest Supplier of Electrical and Electronic Components

Click to view similar products for [Fixed Inductors](#) category:

Click to view products by [YJYCOIN](#) manufacturer:

Other Similar products are found below :

[MLZ1608M6R8WTD25](#) [MLZ1608N6R8LT000](#) [MLZ1608N3R3LTD25](#) [MLZ1608N3R3LT000](#) [MLZ1608N150LT000](#)

[MLZ1608M150WTD25](#) [MLZ1608M3R3WTD25](#) [MLZ1608M3R3WT000](#) [MLZ1608M150WT000](#) [MLZ1608A1R5WT000](#)

[MLZ1608N1R5LT000](#) [B82432C1333K000](#) [PCMB053T-1R0MS](#) [PCMB053T-1R5MS](#) [PCMB104T-1R5MS](#) [CR32NP-100KC](#) [CR32NP-](#)

[151KC](#) [CR32NP-180KC](#) [CR32NP-181KC](#) [CR32NP-1R5MC](#) [CR32NP-390KC](#) [CR32NP-3R9MC](#) [CR32NP-680KC](#) [CR32NP-820KC](#)

[CR32NP-8R2MC](#) [CR43NP-390KC](#) [CR43NP-560KC](#) [CR43NP-680KC](#) [CR54NP-181KC](#) [CR54NP-470LC](#) [CR54NP-820KC](#) [CR54NP-8R5MC](#)

[MGDQ4-00004-P](#) [MGDU1-00016-P](#) [MHL1ECTTP18NJ](#) [MHL1JCTTD12NJ](#) [PE-51506NL](#) [PE-53601NL](#) [PE-53630NL](#) [PE-53824SNLT](#) [PE-](#)

[62892NL](#) [PE-92100NL](#) [PG0434.801NLT](#) [PG0936.113NLT](#) [PM06-2N7](#) [PM06-39NJ](#) [HC2LP-R47-R](#) [HC2-R47-R](#) [HC3-2R2-R](#) [HC8-1R2-R](#)