


■ Features

- Low profile construction and miniature size.
- Magnetic shielded construction.
- High current saturation.
- Operating temperature:-40°C ~ +125°C.
- RoHS compliant

■ Applications

- For small DC/DC converter(HDD,DVC,DSC,PDA,LCD display etc.).
- Car navigation systems,telecom base stations.
- VR,AR,LED lighting.

■ Product Identification



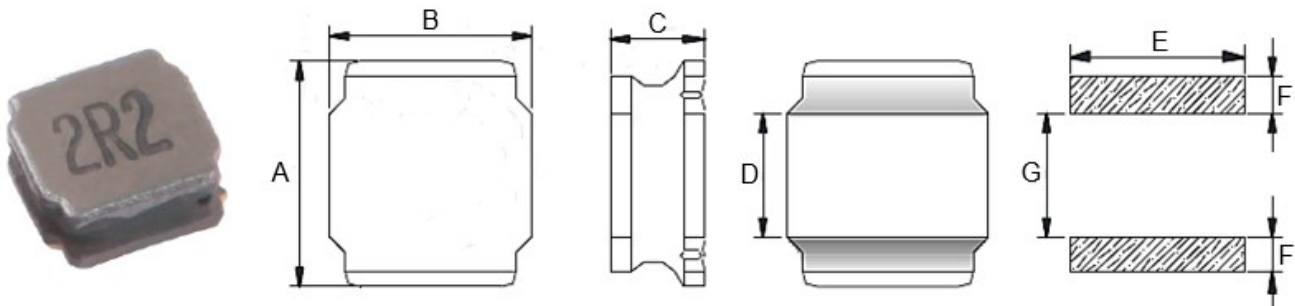
(1) : Type

(2) : Dimensions

(3) : Inductance value

(4) : Inductance Tolerance; N=±30%,M=±20%, K=±10%

■ Shapes and Dimensions (Unit: mm)



TYPE	A	B	C Max.	D	E Ref.	F Ref.	G Ref.
YNR4020	4.0±0.2	4.0±0.2	2.00	0.95±0.2	3.70	1.10	1.90

■ YNR4020 Series

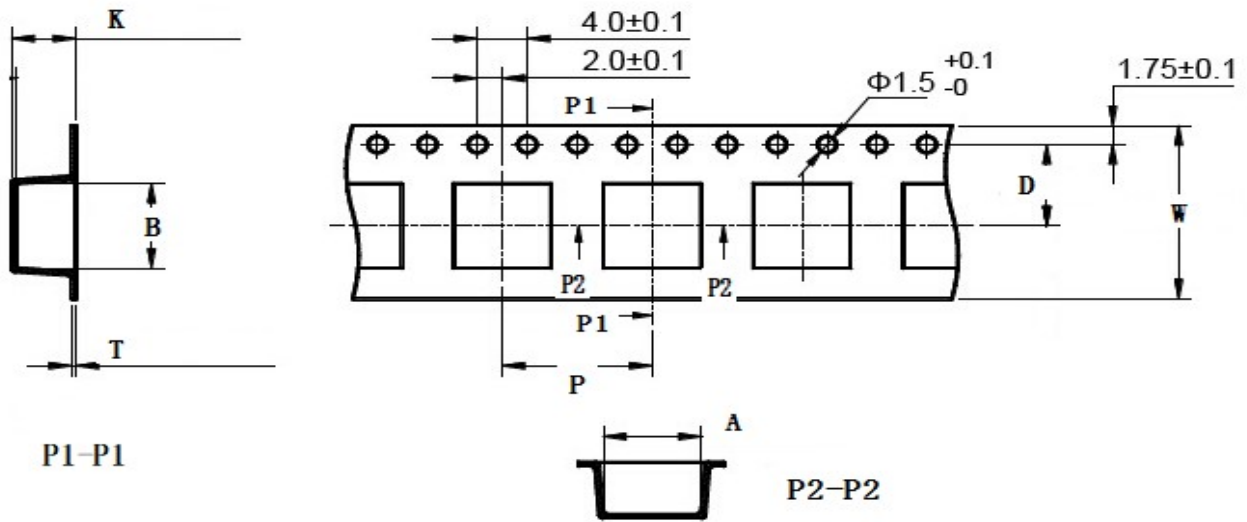
Part Number	Inductance (uH) @100KHz	DC Resistance (Ω)		Heat Rating Current (A)	Saturation Current (A)
		Typ.	Max.		
YNR4020-R22□	0.22	0.013	0.017	5.00	12.40
YNR4020-R33□	0.33	0.013	0.016	3.30	7.50
YNR4020-R47□	0.47	0.022	0.029	3.30	7.00
YNR4020-R68□	0.68	0.028	0.036	2.80	6.40
YNR4020-1R0□	1.00	0.029	0.038	2.15	4.78
YNR4020-1R2□	1.20	0.029	0.038	2.15	5.10
YNR4020-1R5□	1.50	0.035	0.046	1.98	4.45
YNR4020-2R2□	2.20	0.040	0.052	1.85	3.40
YNR4020-2R7□	2.70	0.053	0.069	1.55	2.55
YNR4020-3R3□	3.30	0.070	0.091	1.40	3.20
YNR4020-4R7□	4.70	0.075	0.098	1.34	2.35
YNR4020-5R1□	5.10	0.085	0.111	1.27	2.30
YNR4020-5R6□	5.60	0.090	0.117	1.22	2.20
YNR4020-6R2□	6.20	0.115	0.150	1.08	2.15
YNR4020-6R8□	6.80	0.125	0.163	1.04	2.20
YNR4020-8R2□	8.20	0.125	0.163	1.04	1.75
YNR4020-100□	10.0	0.165	0.215	0.90	1.60
YNR4020-120□	12.0	0.175	0.228	0.88	1.50
YNR4020-150□	15.0	0.230	0.299	0.77	1.35
YNR4020-220□	22.0	0.350	0.455	0.62	1.05
YNR4020-270□	27.0	0.545	0.709	0.50	1.02
YNR4020-330□	33.0	0.550	0.715	0.49	0.85
YNR4020-390□	39.0	0.650	0.845	0.46	0.82

■ YNR4020 Series

Part Number	Inductance (uH) @100KHz	DC Resistance (Ω)		Heat Rating Current (A)	Saturation Current (A)
		Typ.	Max.		
YNR4020-430□	43.0	0.660	0.858	0.45	0.77
YNR4020-470□	47.0	0.710	0.923	0.44	0.74
YNR4020-510□	51.0	0.750	0.975	0.42	0.70
YNR4020-560□	56.0	0.800	1.040	0.41	0.66
YNR4020-620□	62.0	0.900	1.170	0.39	0.65
YNR4020-680□	68.0	1.060	1.380	0.36	0.61
YNR4020-820□	82.0	1.170	1.520	0.34	0.50
YNR4020-101□	100	1.550	2.020	0.31	0.48
YNR4020-221□	220	4.200	5.460	0.30	0.30

- ※ The saturation current value is the DC current value having inductance decrease down to 30%. (at 20°C)
- ※ The temperature rise current value is the DC current value having temperature increase up to 40°C. (at 20°C)
- ※ The rated current is the DC current value that satisfies both of current value saturation current value and temperature rise current value.

■ Taping Dimensions(Unit:mm)



TYPE	Chip Thickness	W	A	B	D	P	K Max	T Max	MPQ
YNR4020	2.00	12.0	4.30	4.30	5.50	8.00	2.40	0.40	3000

■ Reel Dimensions(Unit:mm)



TYPE	W	W1	A	B	C	D
YNR4020	330±2.0	12.8±1.50	13.0±0.50	21.0±0.80	2.0±0.50	100 Min

Direction of rolling



Cover tape peel off condition



Cover tape peel force shall be 0.1N to 1.3N.

Reference peel speed 300±10mm/min.

X-ON Electronics

Largest Supplier of Electrical and Electronic Components

Click to view similar products for [Fixed Inductors](#) category:

Click to view products by [YJYCOIN](#) manufacturer:

Other Similar products are found below :

[CR32NP-151KC](#) [CR32NP-180KC](#) [CR32NP-181KC](#) [CR32NP-1R5MC](#) [CR32NP-390KC](#) [CR32NP-3R9MC](#) [CR32NP-680KC](#) [CR32NP-820KC](#) [CR32NP-8R2MC](#) [CR43NP-390KC](#) [CR43NP-560KC](#) [CR43NP-680KC](#) [CR54NP-181KC](#) [CR54NP-470LC](#) [CR54NP-820KC](#) [CR54NP-8R5MC](#) [70F224AI](#) [MGDQ4-00004-P](#) [MHL1ECTTP18NJ](#) [MHQ1005P10NJ](#) [MHQ1005P1N0S](#) [MHQ1005P2N4S](#) [MHQ1005P3N6S](#) [MHQ1005P5N1S](#) [MHQ1005P8N2J](#) [PE-51506NL](#) [PE-53601NL](#) [PE-53602NL](#) [PE-53630NL](#) [PE-53824SNLT](#) [PE-92100NL](#) [PG0434.801NLT](#) [PG0936.113NLT](#) [9220-20](#) [9310-16](#) [PM06-2N7](#) [PM06-39NJ](#) [A01TK](#) [1206CS-471XJ](#) [HC2LP-R47-R](#) [HC2-R47-R](#) [HC3-2R2-R](#) [HCF1305-3R3-R](#) [1206CS-151XG](#) [RCH664NP-140L](#) [RCH664NP-4R7M](#) [RCH8011NP-221L](#) [RCP1317NP-332L](#) [RCP1317NP-391L](#) [RCR1010NP-470M](#)