


**■ Features**

- High current Type.
- Ferrite bobbin core and compact size.
- Low core loss for high frequency power application.
- Large terminal surface for good PCB bonding.
- Operating temperature:-40°C ~ +125°C.

**■ Applications**

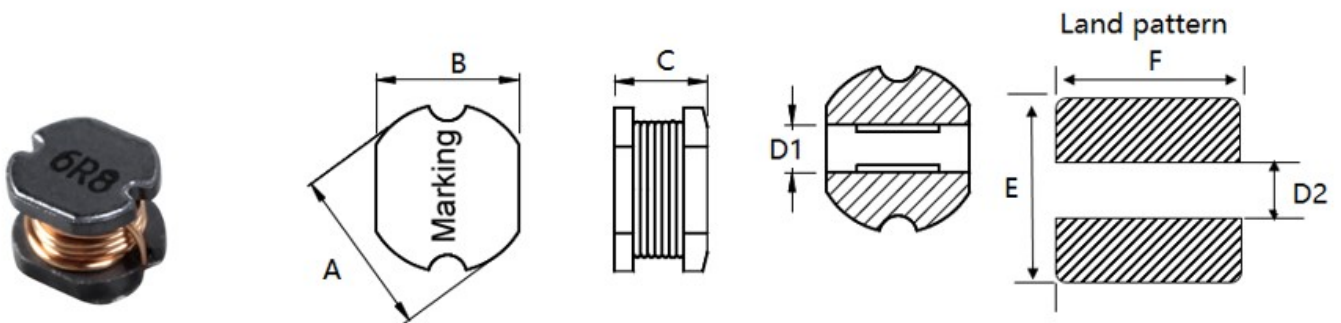
- Portable communication equipment.
- Notebook PC,digital camera,LCD television set.
- Power supply for VTR,OA equipment.
- DC/DC converters.

**■ Product Identification**



- (1) : Type
- (2) : Dimensions
- (3) : Inductance value
- (4): Inductance Tolerance: N=±30%,M=±20%, L=±15%, K=±10%

**■ Shapes and Dimensions (Unit: mm)**



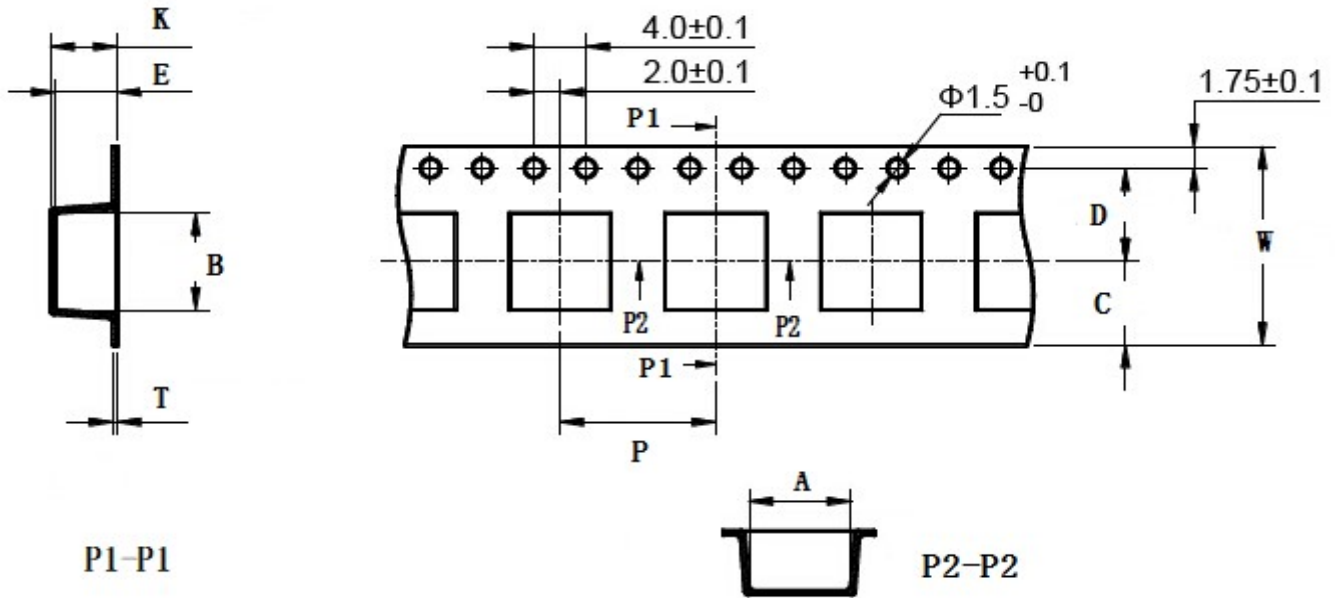
TYPE	A	B	C	D1 Ref.	D2 Ref.	E Ref.	F Ref.
YP0402	4.5±0.3	4.0±0.3	2.0±0.3	1.4	1.5	5.0	4.5

## ■ YP0402 Series

Part Number	Inductance (uH)	L Test Frequency (KHz)	Max.DC Resistance (Ω)	Max.Rated Current (A)
YP0402-1R0□	1.00	100	0.030	2.50
YP0402-1R5□	1.50	100	0.040	2.30
YP0402-1R8□	1.80	100	0.050	2.00
YP0402-2R2□	2.20	100	0.060	1.80
YP0402-3R3□	3.30	100	0.080	1.50
YP0402-4R7□	4.70	100	0.106	1.20
YP0402-6R8□	6.80	100	0.135	1.00
YP0402-100□	10.0	100	0.195	0.80
YP0402-150□	15.0	100	0.330	0.70
YP0402-220□	22.0	100	0.486	0.60
YP0402-330□	33.0	100	0.640	0.55
YP0402-390□	39.0	100	0.700	0.50
YP0402-470□	47.0	100	0.950	0.40
YP0402-680□	68.0	100	1.350	0.30
YP0402-101□	100	100	1.710	0.25
YP0402-151□	150	100	2.530	0.24
YP0402-221□	220	100	4.200	0.23
YP0402-331□	330	100	5.300	0.20
YP0402-391□	390	100	6.820	0.18
YP0402-471□	470	100	7.780	0.15

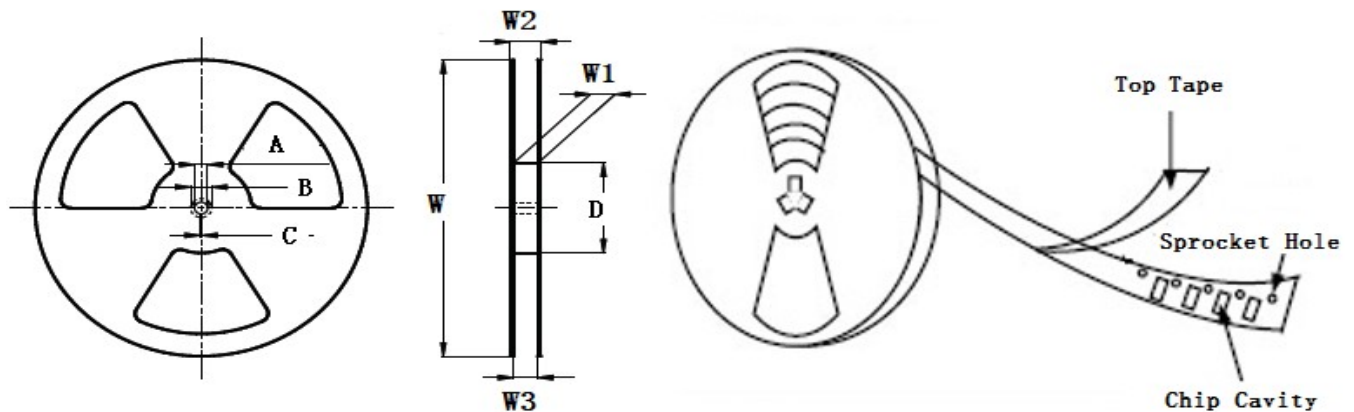
- ※ The saturation current value is the DC current value having inductance decrease down to 30%.(at 20°C)
- ※ The temperature rise current value is the DC current value having temperature increase up to 40°C. (at 20°C)
- ※ The rated current is the DC current value that satisfies both of current value saturation current value and temperature rise current value.

**■ Taping Dimensions(Unit:mm)**



TYPE	W	A	B	C	D	E	P	K Ref	T	MPQ
YP0402	12±0.3	4.25±0.1	4.65±0.1	4.75	5.5±0.1	2.25±0.1	8.0±0.1	2.4	0.30±0.05	3000

**■ Reel Dimensions(Unit:mm)**

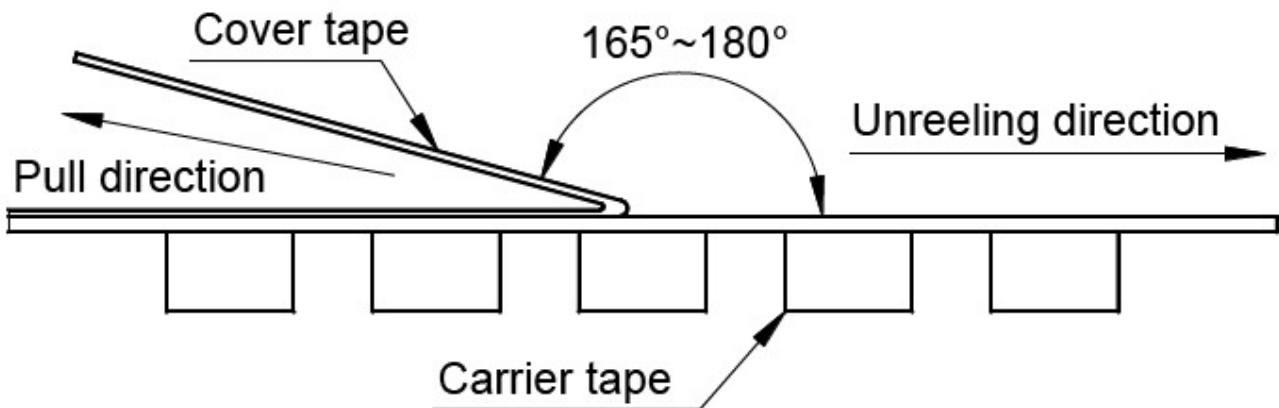


TYPE	W	W1	W2	W3	A	B	C	D
YP0402	330±2.0	12.8±1.50	18.4MAX	11.9 Min	13.0±0.50	21.0±0.80	2.0±0.50	100 Min

**Direction of rolling**



**Cover tape peel off condition**



Cover tape peel force shall be 0.1N to 1.3N.

Reference peel speed 300±10mm/min.

## X-ON Electronics

Largest Supplier of Electrical and Electronic Components

*Click to view similar products for [Fixed Inductors](#) category:*

*Click to view products by [YJYCOIN](#) manufacturer:*

Other Similar products are found below :

[MLZ1608M6R8WTD25](#) [MLZ1608N6R8LT000](#) [MLZ1608N3R3LTD25](#) [MLZ1608N3R3LT000](#) [MLZ1608N150LT000](#)

[MLZ1608M150WTD25](#) [MLZ1608M3R3WTD25](#) [MLZ1608M3R3WT000](#) [MLZ1608M150WT000](#) [MLZ1608A1R5WT000](#)

[MLZ1608N1R5LT000](#) [B82432C1333K000](#) [PCMB053T-1R0MS](#) [PCMB053T-1R5MS](#) [PCMB104T-1R5MS](#) [CR32NP-100KC](#) [CR32NP-](#)

[151KC](#) [CR32NP-180KC](#) [CR32NP-181KC](#) [CR32NP-1R5MC](#) [CR32NP-390KC](#) [CR32NP-3R9MC](#) [CR32NP-680KC](#) [CR32NP-820KC](#)

[CR32NP-8R2MC](#) [CR43NP-390KC](#) [CR43NP-560KC](#) [CR43NP-680KC](#) [CR54NP-181KC](#) [CR54NP-470LC](#) [CR54NP-820KC](#) [CR54NP-8R5MC](#)

[MGDQ4-00004-P](#) [MGDU1-00016-P](#) [MHL1ECTTP18NJ](#) [MHL1JCTTD12NJ](#) [PE-51506NL](#) [PE-53601NL](#) [PE-53630NL](#) [PE-53824SNLT](#) [PE-](#)

[62892NL](#) [PE-92100NL](#) [PG0434.801NLT](#) [PG0936.113NLT](#) [PM06-2N7](#) [PM06-39NJ](#) [HC2LP-R47-R](#) [HC2-R47-R](#) [HC3-2R2-R](#) [HC8-1R2-R](#)