

■ Features

- High current type.
- Ferrite bobbin core and compact size.
- Low core loss for high frequency power application.
- Large terminal surface for good PCB bonding.
- Operating temperature: $-40^{\circ}\text{C} \sim +125^{\circ}\text{C}$.

■ Applications

- Portable communication equipment.
- Notebook PC, digital camera, LCD television set.
- Power supply for VTR, OA equipment.
- DC/DC converters.

■ Product Identification

YPRH □□□□ - □□□ □
(1) (2) (3) (4)

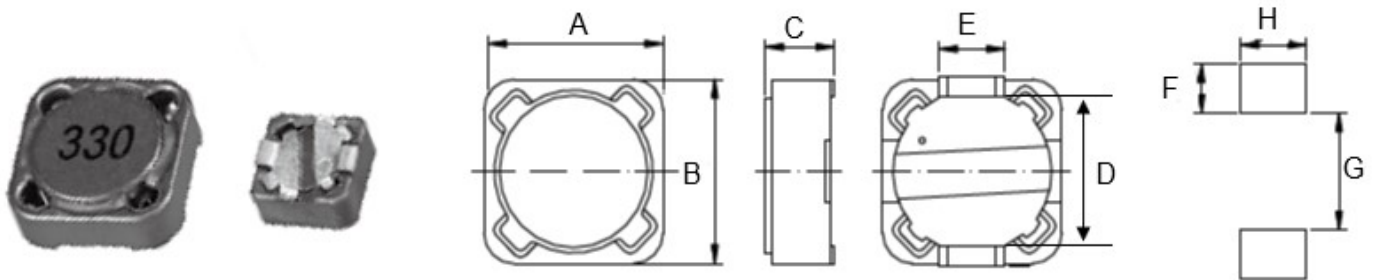
(1) : Type

(2) : Dimensions

(3) : Inductance value

(4) : Inductance Tolerance; N=±30%, M=±20%, K=±10%

■ Shapes and Dimensions (Unit: mm)



TYPE	A	B	C max	D	E	F Ref.	G Ref.	H Ref.
YPRH0703	7.30±0.5	7.30±0.5	4.5	5.40±0.2	1.8	1.6	4.8	2.2

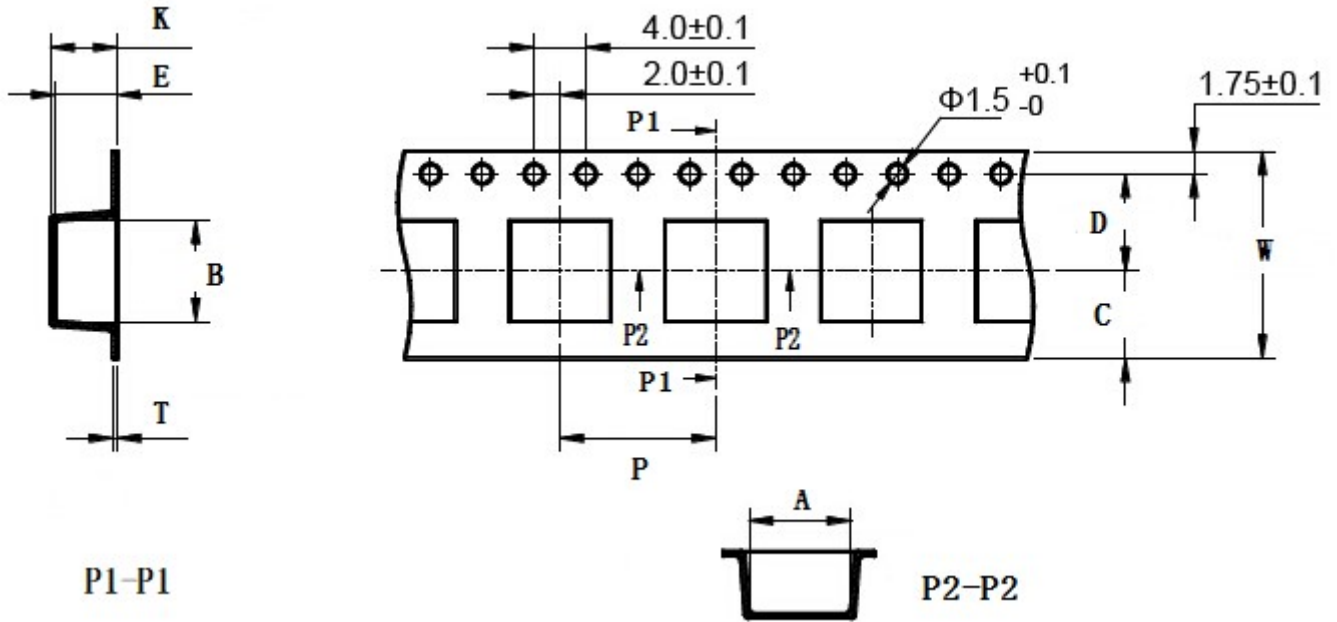
■ YPRH0703 Series

Part Number	Inductance (uH)	L Test Frequency (KHz)	Max.DC Resistance (Ω)	MAX.Rated Current (A)
YPRH0703-R33□	0.33	100	0.059	6.94
YPRH0703-1R0□	1.00	100	0.018	5.20
YPRH0703-1R2□	1.20	100	0.02	4.20
YPRH0703-2R2□	2.20	100	0.25	3.50
YPRH0703-3R3□	3.30	100	0.035	2.50
YPRH0703-4R7□	4.70	100	0.038	2.26
YPRH0703-6R8□	6.80	100	0.065	1.81
YPRH0703-100□	10.0	100	0.072	1.68
YPRH0703-120□	12.0	100	0.098	1.52
YPRH0703-150□	15.0	100	0.130	1.33
YPRH0703-180□	18.0	100	0.140	1.20
YPRH0703-220□	22.0	100	0.190	1.07
YPRH0703-270□	27.0	100	0.210	0.96
YPRH0703-330□	33.0	100	0.240	0.91

Part Number	Inductance (uH)	L Test Frequency (KHz)	Max.DC Resistance (Ω)	MAX.Rated Current (A)
YPRH0703-390□	39.0	100	0.320	0.77
YPRH0703-470□	47.0	100	0.360	0.76
YPRH0703-560□	56.0	100	0.470	0.68
YPRH0703-680□	68.0	100	0.520	0.61
YPRH0703-820□	82.0	100	0.690	0.57
YPRH0703-101□	100	100	0.790	0.50
YPRH0703-121□	120	100	0.890	0.49
YPRH0703-151□	150	100	1.270	0.43
YPRH0703-181□	180	100	1.450	0.39
YPRH0703-221□	220	100	1.650	0.35
YPRH0703-271□	270	100	2.310	0.32
YPRH0703-331□	330	100	2.620	0.28
YPRH0703-391□	390	100	2.940	0.26
YPRH0703-471□	470	100	4.180	0.24
YPRH0703-561□	560	100	4.670	0.22
YPRH0703-681□	680	100	5.730	0.19
YPRH0703-821□	820	100	6.540	0.18
YPRH0703-102□	1000	100	9.440	0.16

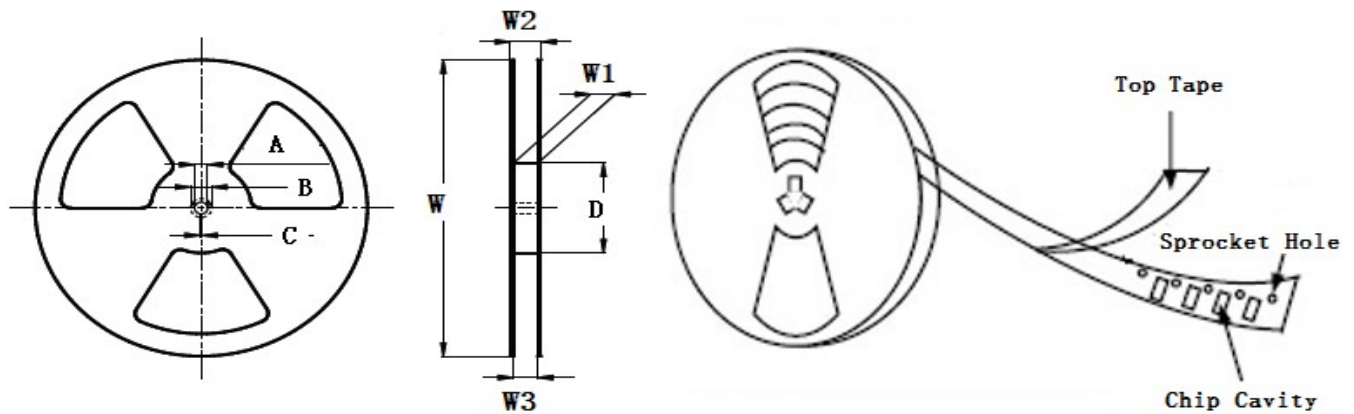
- ※ The saturation current value is the DC current value having inductance decrease down to 30%.(at 20°C)
- ※ The temperature rise current value is the DC current value having temperature increase up to 40°C. (at 20°C)
- ※ The rated current is the DC current value that satisfies both of current value saturation current value and temperature rise current value.

■ Taping Dimensions(Unit:mm)



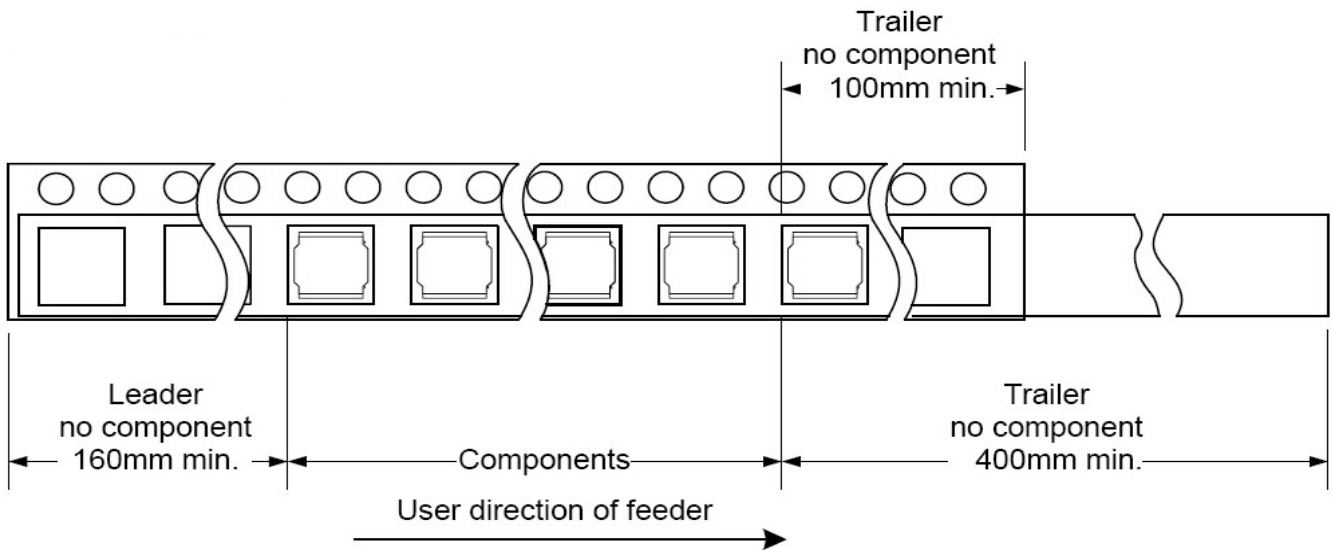
TYPE	MPQ	W	A	B	C	D	E	P	K	T
YPRH0703	1000	16±0.3	7.7±0.1	7.7±0.1	6.75	7.5±0.1	3.65±0.1	12±0.1	3.85 Ref	0.35±0.05

■ Reel Dimensions(Unit:mm)



TYPE	W	W1	W2	W3	A	B	C	D
YPRH0703	330±2.00	16.4±1.50	22.40 Max	15.90 Min	13.0±0.50	21.0±0.80	2.0±0.50	100 Min

Direction of rolling



Cover tape peel off condition



Cover tape peel force shall be 0.1N to 1.3N.

Reference peel speed 300±10mm/min.

X-ON Electronics

Largest Supplier of Electrical and Electronic Components

Click to view similar products for [Fixed Inductors](#) category:

Click to view products by [YJYCOIN](#) manufacturer:

Other Similar products are found below :

[MLZ1608M6R8WTD25](#) [MLZ1608N6R8LT000](#) [MLZ1608N3R3LTD25](#) [MLZ1608N3R3LT000](#) [MLZ1608N150LT000](#)

[MLZ1608M150WTD25](#) [MLZ1608M3R3WTD25](#) [MLZ1608M3R3WT000](#) [MLZ1608M150WT000](#) [MLZ1608A1R5WT000](#)

[MLZ1608N1R5LT000](#) [B82432C1333K000](#) [PCMB053T-1R0MS](#) [PCMB053T-1R5MS](#) [PCMB104T-1R5MS](#) [CR32NP-100KC](#) [CR32NP-](#)

[151KC](#) [CR32NP-180KC](#) [CR32NP-181KC](#) [CR32NP-1R5MC](#) [CR32NP-390KC](#) [CR32NP-3R9MC](#) [CR32NP-680KC](#) [CR32NP-820KC](#)

[CR32NP-8R2MC](#) [CR43NP-390KC](#) [CR43NP-560KC](#) [CR43NP-680KC](#) [CR54NP-181KC](#) [CR54NP-470LC](#) [CR54NP-820KC](#) [CR54NP-8R5MC](#)

[MGDQ4-00004-P](#) [MGDU1-00016-P](#) [MHL1ECTTP18NJ](#) [MHL1JCTTD12NJ](#) [PE-51506NL](#) [PE-53601NL](#) [PE-53630NL](#) [PE-53824SNLT](#) [PE-](#)

[62892NL](#) [PE-92100NL](#) [PG0434.801NLT](#) [PG0936.113NLT](#) [PM06-2N7](#) [PM06-39NJ](#) [HC2LP-R47-R](#) [HC2-R47-R](#) [HC3-2R2-R](#) [HC8-1R2-R](#)