

■ Features

- High current type.
- Ferrite bobbin core and compact size.
- Low core loss for high frequency power application.
- Large terminal surface for good PCB bonding.
- Operating temperature:-40°C ~ +125°C.

■ Applications

- Portable communication equipment.
- Notebook PC,digital camera,LCD television set.
- Power supply for VTR,OA equipment.
- DC/DC converters.

■ Product Identification

$\frac{\text{YPRH}}{(1)} \quad \frac{\square\square\square\square}{(2)} - \frac{\square\square\square}{(3)} \quad \frac{\square}{(4)}$

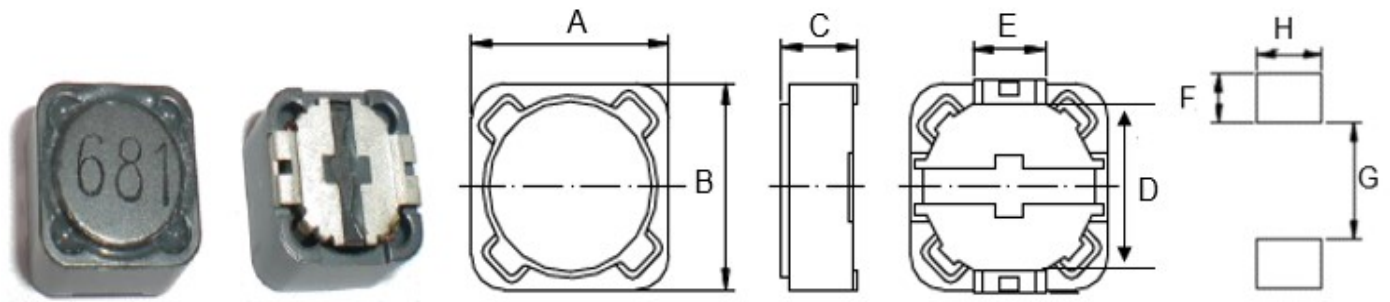
(1) : Type

(2) : Dimensions

(3) : Inductance value

(4) : Inductance Tolerance; N=±30%,M=±20%, K=±10%

■ Shapes and Dimensions (Unit: mm)



TYPE	A	B	C max	D	E	F Ref.	G Ref.	H Ref.
YPRH1204	12.0±0.5	12.0±0.5	5.0	7.60±0.2	5.0	2.8	7.0	5.4

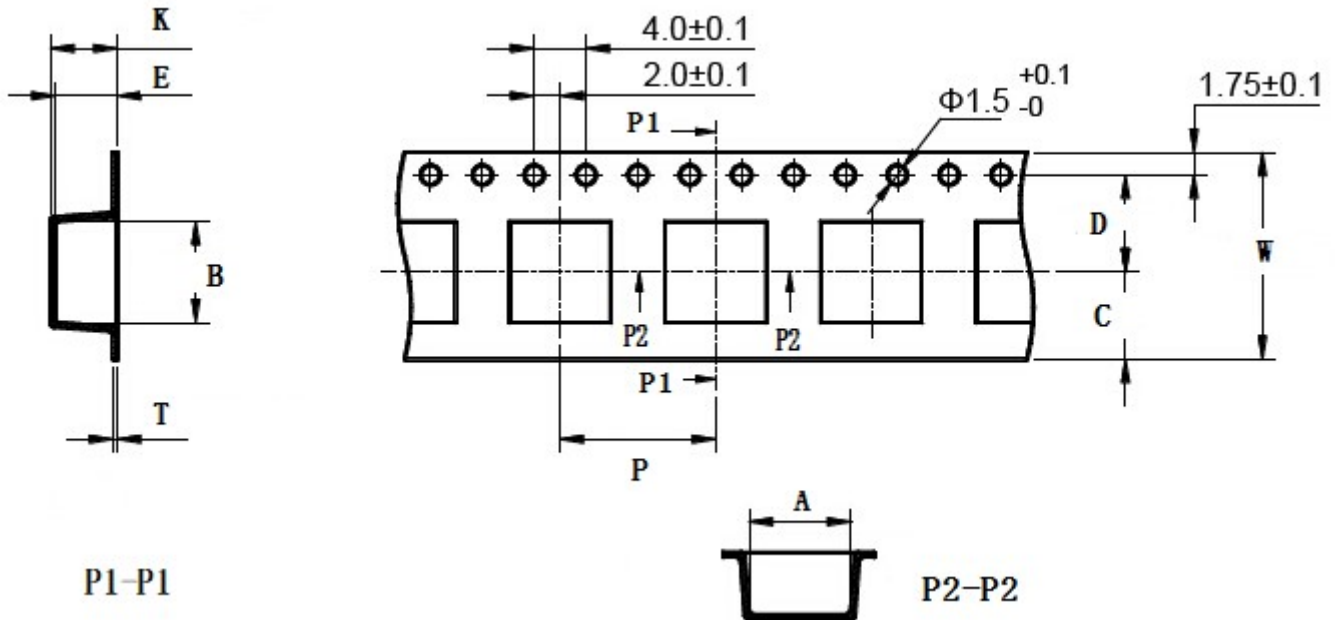
■ YPRH1204 Series

Part Number	Inductance (uH)	L Test Frequency (KHz)	Max.DC Resistance (Ω)	MAX.Rated Current (A)
YPRH1204-1R8□	1.80	100	0.011	9.00
YPRH1204-2R2□	2.20	100	0.012	8.20
YPRH1204-2R5□	2.50	100	0.0125	7.60
YPRH1204-3R3□	3.30	100	0.014	7.00
YPRH1204-3R9□	3.90	100	0.015	6.50
YPRH1204-4R7□	4.70	100	0.018	5.70
YPRH1204-5R6□	5.60	100	0.021	5.20
YPRH1204-6R8□	6.80	100	0.023	4.90
YPRH1204-8R2□	8.20	100	0.026	4.50
YPRH1204-100□	10.0	100	0.028	4.30
YPRH1204-120□	12.0	100	0.038	4.00
YPRH1204-150□	15.0	100	0.050	3.20
YPRH1204-180□	18.0	100	0.057	3.10
YPRH1204-220□	22.0	100	0.066	2.90

Part Number	Inductance (μ H)	L Test Frequency (KHz)	Max.DC Resistance (Ω)	MAX.Rated Current (A)
YPRH1204-270□	27.0	100	0.080	2.80
YPRH1204-330□	33.0	100	0.097	2.70
YPRH1204-390□	39.0	100	0.132	2.10
YPRH1204-470□	47.0	100	0.150	1.90
YPRH1204-560□	56.0	100	0.190	1.80
YPRH1204-680□	68.0	100	0.220	1.50
YPRH1204-820□	82.0	100	0.260	1.30
YPRH1204-101□	100	100	0.308	1.20
YPRH1204-121□	120	100	0.380	1.10
YPRH1204-151□	150	100	0.530	0.95
YPRH1204-181□	180	100	0.620	0.85
YPRH1204-221□	220	100	0.700	0.80
YPRH1204-271□	270	100	0.870	0.60
YPRH1204-331□	330	100	0.990	0.50
YPRH1204-471□	470	100	1.100	0.25
YPRH1204-102□	1000	100	2.870	0.20

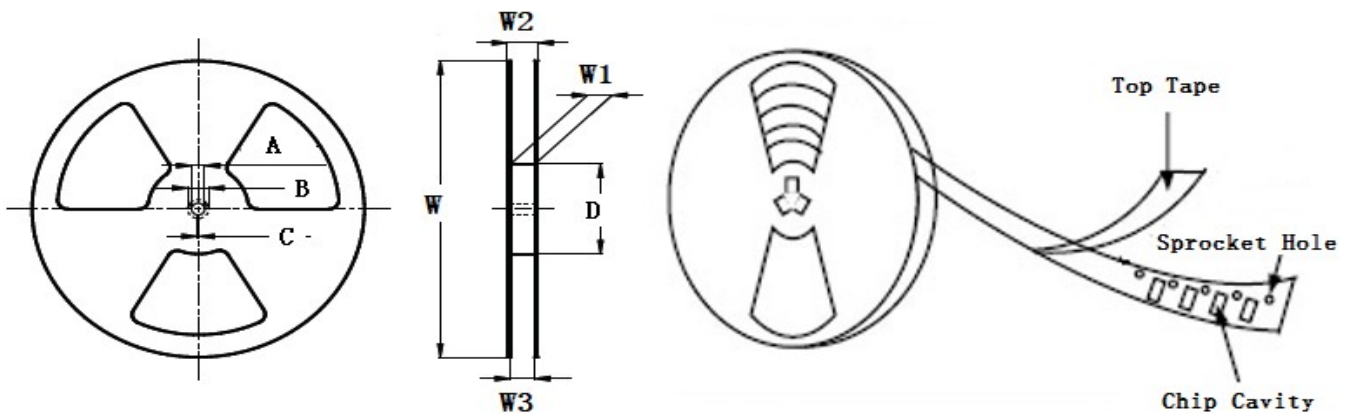
- ※ The saturation current value is the DC current value having inductance decrease down to 30%.(at 20°C)
- ※ The temperature rise current value is the DC current value having temperature increase up to 40°C. (at 20°C)
- ※ The rated current is the DC current value that satisfies both of current value saturation current value and temperature rise current value.

■ Taping Dimensions(Unit:mm)



TYPE	MPQ	W	A	B	C	D	E	P	K	T
YPRH1204	500	24±0.3	12.6±0.1	12.6±0.1	10.75	11.5±0.1	4.8±0.1	16±0.1	5.1 Ref	0.4±0.05

■ Reel Dimensions(Unit:mm)



TYPE	W	W1	W2	W3	A	B	C	D
YPRH1204	330±2.00	24.4±1.50	30.40 Max	23.90 Min	13.0±0.50	21.0±0.80	2.0±0.50	100 Min

Direction of rolling



Cover tape peel off condition



Cover tape peel force shall be 0.1N to 1.3N.

Reference peel speed 300 ± 10 mm/min.

X-ON Electronics

Largest Supplier of Electrical and Electronic Components

Click to view similar products for [Fixed Inductors](#) category:

Click to view products by [YJYCOIN](#) manufacturer:

Other Similar products are found below :

[MLZ1608M6R8WTD25](#) [MLZ1608N6R8LT000](#) [MLZ1608N3R3LTD25](#) [MLZ1608N3R3LT000](#) [MLZ1608N150LT000](#)

[MLZ1608M150WTD25](#) [MLZ1608M3R3WTD25](#) [MLZ1608M3R3WT000](#) [MLZ1608M150WT000](#) [MLZ1608A1R5WT000](#)

[MLZ1608N1R5LT000](#) [B82432C1333K000](#) [PCMB053T-1R0MS](#) [PCMB053T-1R5MS](#) [PCMB104T-1R5MS](#) [CR32NP-100KC](#) [CR32NP-](#)

[151KC](#) [CR32NP-180KC](#) [CR32NP-181KC](#) [CR32NP-1R5MC](#) [CR32NP-390KC](#) [CR32NP-3R9MC](#) [CR32NP-680KC](#) [CR32NP-820KC](#)

[CR32NP-8R2MC](#) [CR43NP-390KC](#) [CR43NP-560KC](#) [CR43NP-680KC](#) [CR54NP-181KC](#) [CR54NP-470LC](#) [CR54NP-820KC](#) [CR54NP-8R5MC](#)

[MGDQ4-00004-P](#) [MGDU1-00016-P](#) [MHL1ECTTP18NJ](#) [MHL1JCTTD12NJ](#) [PE-51506NL](#) [PE-53601NL](#) [PE-53630NL](#) [PE-53824SNLT](#) [PE-](#)

[62892NL](#) [PE-92100NL](#) [PG0434.801NLT](#) [PG0936.113NLT](#) [PM06-2N7](#) [PM06-39NJ](#) [HC2LP-R47-R](#) [HC2-R47-R](#) [HC3-2R2-R](#) [HC8-1R2-R](#)