

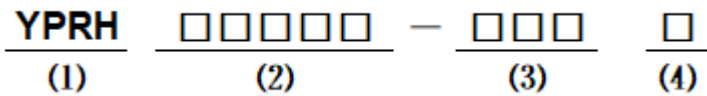
■ Features

- Enormous common mode impedance Z.
- Small dimensions.
- 1:1 turns ratio.
- High current ratings.
- Operating temperature:-40°C ~ +100°C.

■ Applications

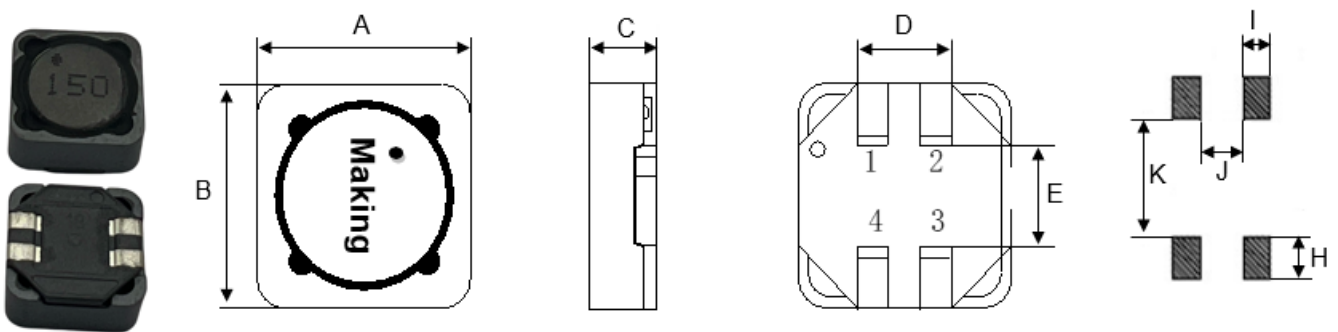
- Suppression of common mode noise.
- Power supply system.
- Data lines.

■ Product Identification



- (1) : Type
- (2) : Dimensions
- (3) : Inductance value
- (4) : Inductance Tolerance; N=±30%,M=±20%

■ Shapes and Dimensions (Unit: mm)



TYPE	A	B	C Ref.	D Ref.	E Ref.	H Ref.	I Ref.	J Ref.	K Ref.
YPRH1207C	12.0±0.5	12.0±0.5	8.0	5.0	5.45	2.8	1.5	1.5	5.8

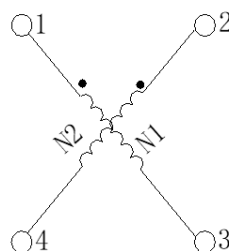
■ YPRH1207C Series

Part Number	Inductance (1-3)(2-4) (uH)	Test conditions	DCR Max. (1-3)(2-4) (mΩ)	Rated Current (1-3)(2-4) (A) ※
YPRH1207C-1R5N	1.5uH±30%	100KHz/0.25V	16	12.0
YPRH1207C-2R2M	2.2uH±20%	100KHz/0.25V	25	11.0
YPRH1207C-3R3M	3.3uH±20%	100KHz/0.25V	28	10.0
YPRH1207C-4R7M	4.7uH±20%	100KHz/0.25V	32	9.0
YPRH1207C-6R8M	6.8uH±20%	100KHz/0.25V	40	8.0
YPRH1207C-100M	10uH±20%	100KHz/0.25V	58	6.0
YPRH1207C-150M	15uH±20%	100KHz/0.25V	65	5.0
YPRH1207C-220M	22uH±20%	100KHz/0.25V	90	4.5
YPRH1207C-330M	33uH±20%	100KHz/0.25V	120	3.2
YPRH1207C-470M	47uH±20%	100KHz/0.25V	200	3.0
YPRH1207C-680M	68uH±20%	100KHz/0.25V	220	2.8
YPRH1207C-101M	100uH±20%	100KHz/0.25V	300	2.5
YPRH1207C-221M	220uH±20%	100KHz/0.25V	760	2.0
YPRH1207C-331M	330uH±20%	100KHz/0.25V	960	1.5
YPRH1207C-471M	470uH±20%	100KHz/0.25V	1420	1.2
YPRH1207C-681M	680uH±20%	100KHz/0.25V	2200	1.0
YPRH1207C-102M	1000uH±20%	100KHz/0.25V	3320	0.8

※ This indicates the value of current when the inductance is 30% lower than its initial value at D.C superposition or D.C current when temperature rise $\Delta T=40^{\circ}\text{C}$ whichever is lower. ($T_a=20^{\circ}\text{C}$)

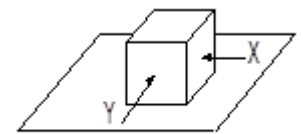
■ Coils Specification

Connection (Bottom View)

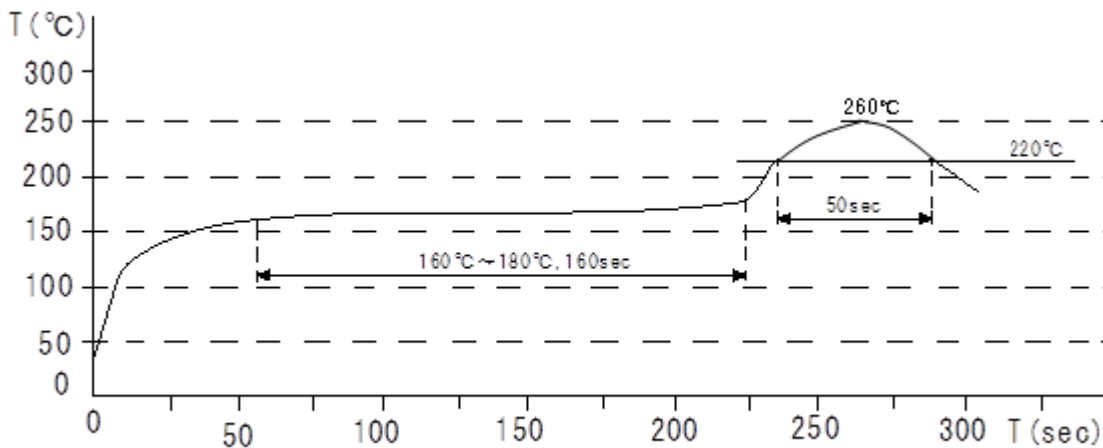


General Characteristics

- ※ Storage Temperature range : $-40^{\circ}\text{C} \sim +100^{\circ}\text{C}$
- ※ External appearance: No external defects can be found in the visual inspection.
- ※ Electrode strength: No electrode detachment should be found when the device is pushed in two directions of X and Y with the force of 5.0N for 10 ± 2 seconds after soldering between copper plate and the electrodes. (Refer to figure at right)

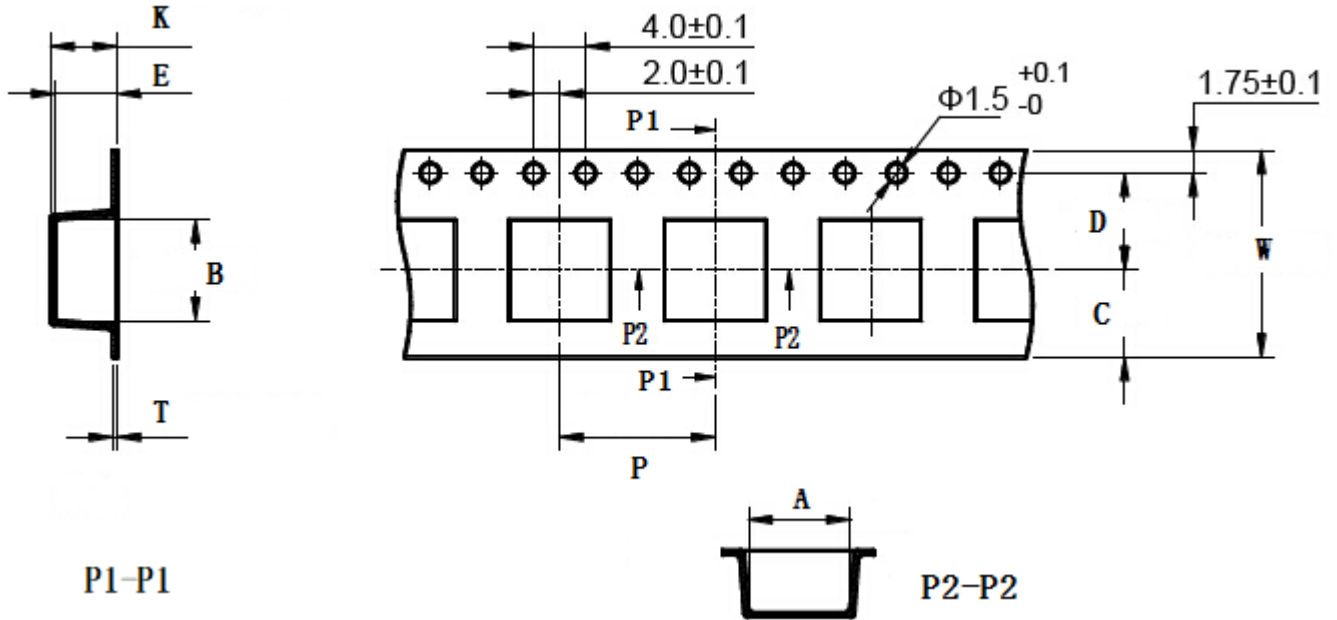


- ※ Vibration test: Inductance deviation is within $\pm 3.0\%$ after 1 hour sweeping vibration in each three directions, namely, forward and backward, up and down, right and left. The frequency is $10 \sim 55 \sim 10\text{Hz}$ and the amplitude of 1 minute cycle is 1.5mm PP.
- ※ Recommended reflow condition :



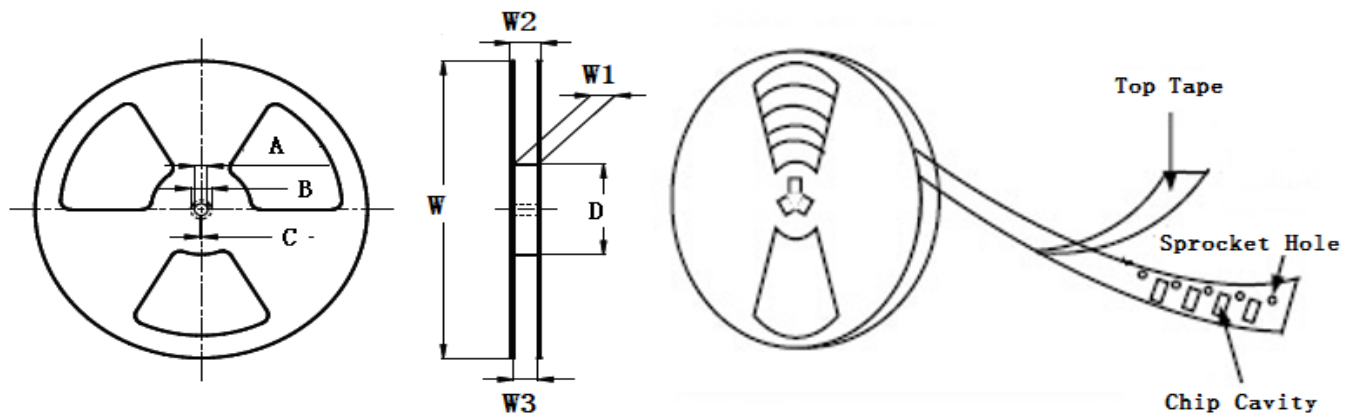
- ※ Humidity test : Inductance deviation is within $\pm 5.0\%$ after 96 ± 4 hours test under the condition of relative humidity of $90 \sim 95\%$ and temperature of $40 \pm 2^{\circ}\text{C}$, and 1 hour storage under room ambient conditions after the device is wiped with dry cloth.

■ Taping Dimensions(Unit:mm)



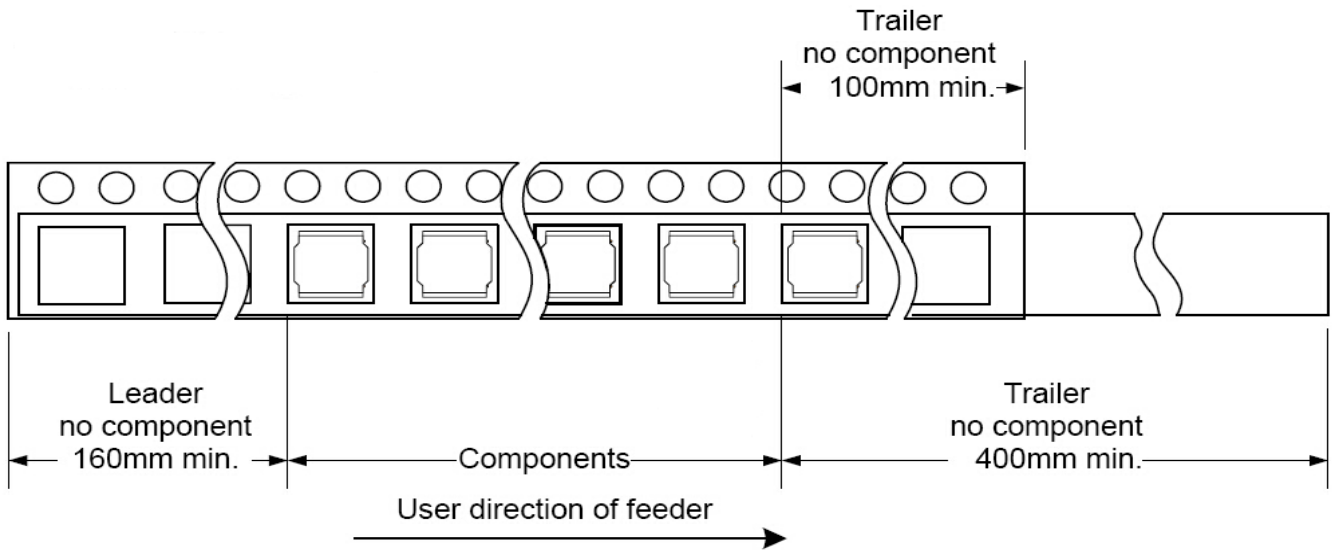
TYPE	MPQ	W	A	B	C	D	E	P	K	T
YPRH1207C	500	24±0.3	12.8±0.1	12.8±0.1	10.75	11.5±0.1	8.2±0.1	16±0.1	6.3 Ref	0.5±0.05

■ Reel Dimensions(Unit:mm)

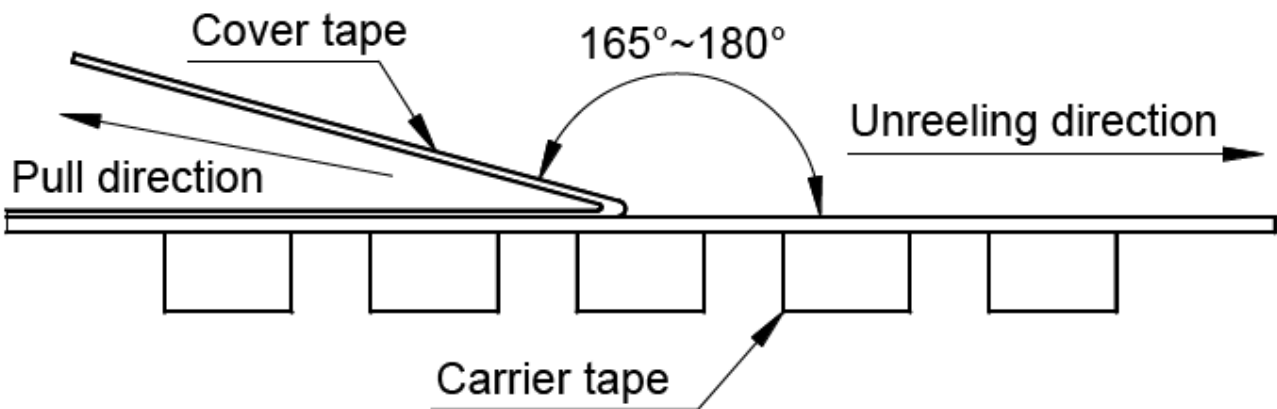


TYPE	W	W1	W2	W3	A	B	C	D
YPRH1207C	330±2.00	24.4±1.50	30.40 Max	23.90 Min	13.0±0.50	21.0±0.80	2.0±0.50	100 Min

Direction of rolling



Cover tape peel off condition



Cover tape peel force shall be 0.1N to 1.3N.

Reference peel speed 300±10mm/min.

X-ON Electronics

Largest Supplier of Electrical and Electronic Components

Click to view similar products for [Fixed Inductors](#) category:

Click to view products by [YJYCOIN](#) manufacturer:

Other Similar products are found below :

[CR32NP-100KC](#) [70F224AI](#) [MHQ1005P10NJ](#) [MHQ1005P1N0S](#) [MHQ1005P2N4S](#) [MHQ1005P3N6S](#) [MHQ1005P5N1S](#) [MHQ1005P8N2J](#)
[PE-53601NL](#) [PE-53602NL](#) [PG0936.113NLT](#) [9220-20](#) [9310-16](#) [PM06-2N7](#) [PM06-39NJ](#) [A01TK](#) [1206CS-471XJ](#) [HC2-R47-R](#) [HC8-1R2-R](#)
[HCF1305-3R3-R](#) [1206CS-151XG](#) [RCH664NP-4R7M](#) [RCP1317NP-391L](#) [DH2280-4R7M](#) [DS1608C-106](#) [B10TJ](#) [B82498B3101J000](#) [ELJ-](#)
[RE27NJF2](#) [1812CS-153XJ](#) [1812CS-183XJ](#) [1812CS-223XJ](#) [1812LS-104XJ](#) [1812LS-105XJ](#) [1812LS-124XJ](#) [1812LS-154XJ](#) [1812LS-223XJ](#)
[1812LS-224XJ](#) [1812LS-563XJ](#) [1812LS-683XJ](#) [1812LS-824XJ](#) [NIN-FB101JTR110F](#) [NIN-FB471JTR62F](#) [NIN-FC1R5JTR220F](#) [NIN-](#)
[HCR15JTRF](#) [NIN-HCR33JTRF](#) [NIN-HDR22JTRF](#) [NIN-HDR82JTRF](#) [NIN-HK2N7STRF](#) [NIN-PA150KTR370F](#) [NIN-PB100KTR550F](#)