

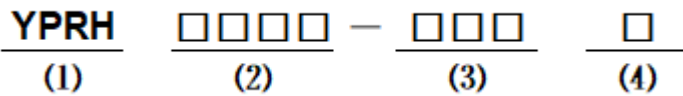
■ Features

- High current type.
- Ferrite bobbin core and compact size.
- Low core loss for high frequency power application.
- Large terminal surface for good PCB bonding.
- Operating temperature:-40°C ~ +125°C.

■ Applications

- Portable communication equipment.
- Notebook PC,digital camera,LCD television set.
- Power supply for VTR,OA equipment.
- DC/DC converters.

■ Product Identification



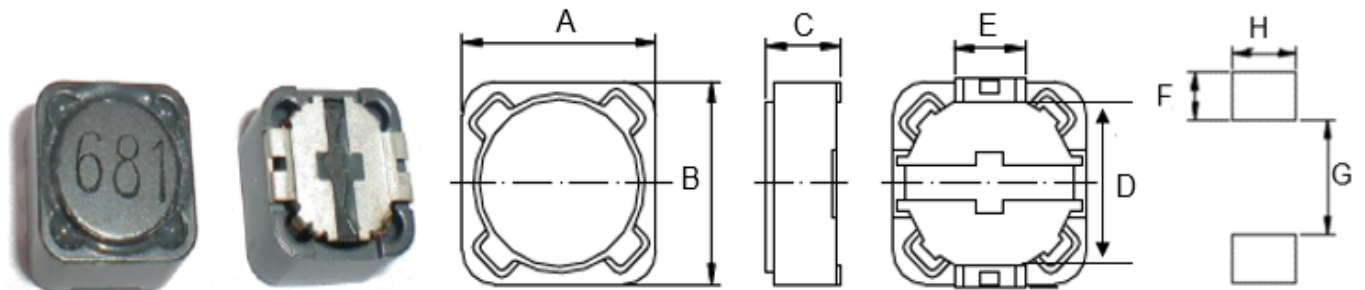
(1) : Type

(2) : Dimensions

(3) : Inductance value

(4) : Inductance Tolerance; N=±30%,M=±20%, K=±10%

■ Shapes and Dimensions (Unit: mm)



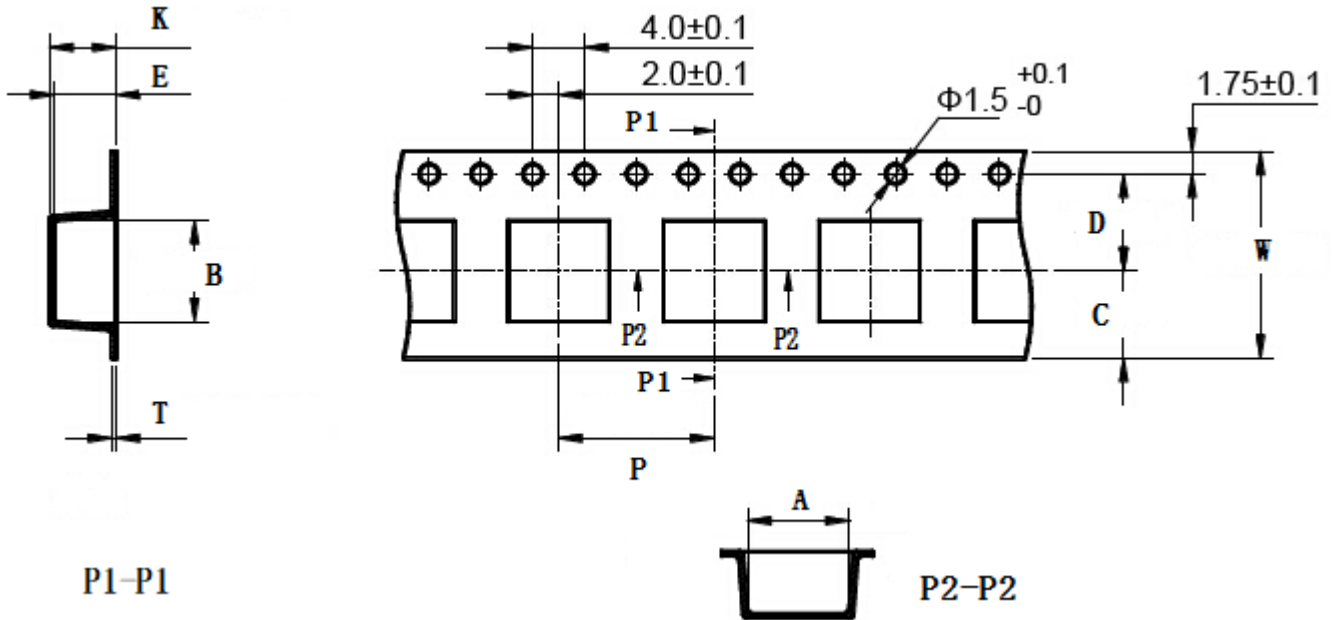
TYPE	A	B	C max	D	E	F Ref.	G Ref.	H Ref.
YPRH1508	15.0±0.5	15.0±0.5	8.0	10.0±0.1	5.0	3.5	8.5	6.0

■ YPRH1508 Series

Part Number	Inductance (uH)	L Test Frequency (KHz)	Max.DC Resistance (Ω)	MAX.Rated Current (A)
YPRH1508-1R0□	1.0	100	0.008	26
YPRH1508-2R2□	2.2	100	0.011	20
YPRH1508-3R3□	3.3	100	0.013	17
YPRH1508-4R7□	4.7	100	0.015	15
YPRH1508-6R8□	6.8	100	0.019	13
YPRH1508-100□	10	100	0.023	10
YPRH1508-150□	15	100	0.028	8.50
YPRH1508-220□	22	100	0.035	7.40
YPRH1508-330□	33	100	0.065	6.00
YPRH1508-470□	47	100	0.104	4.80
YPRH1508-680□	68	100	0.127	4.00
YPRH1508-100□	100	100	0.162	3.30
YPRH1508-151□	150	100	0.240	2.70
YPRH1508-221□	220	100	0.355	2.10
YPRH1508-331□	330	100	0.550	1.80
YPRH1508-471□	470	100	0.755	1.50
YPRH1508-681□	680	100	1.150	1.30
YPRH1508-102□	1000	100	1.900	1.10
YPRH1508-122□	1200	100	2.400	0.94
YPRH1508-152□	1500	100	2.500	0.85
YPRH1508-222□	2200	100	3.300	0.69
YPRH1508-332□	3300	100	5.300	0.57
YPRH1508-472□	4700	100	7.200	0.52

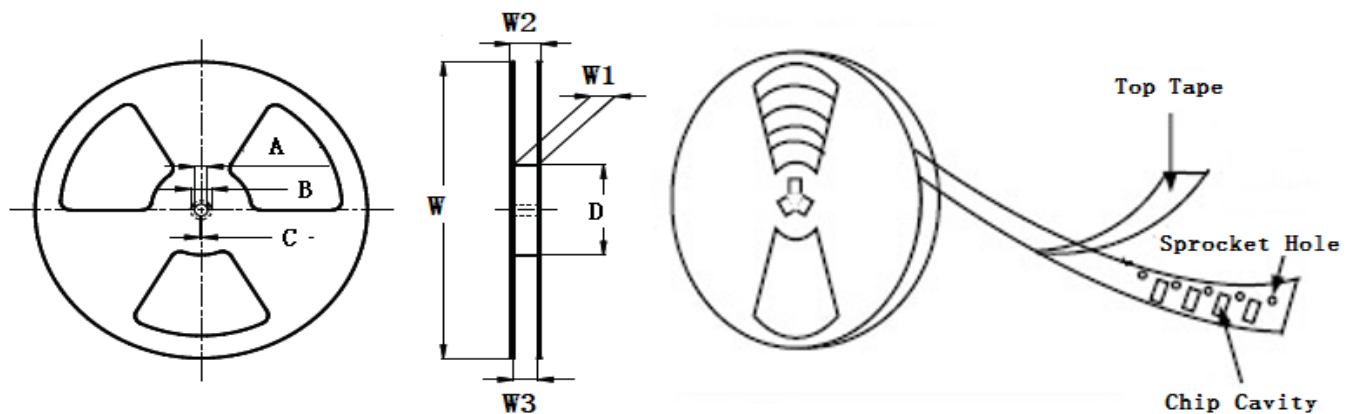
- ※ The saturation current value is the DC current value having inductance decrease down to 30%.(at 20°C)
- ※ The temperature rise current value is the DC current value having temperature increase up to 40°C. (at 20°C)
- ※ The rated current is the DC current value that satisfies both of current value saturation current value and temperature rise current value.

■ Taping Dimensions(Unit:mm)



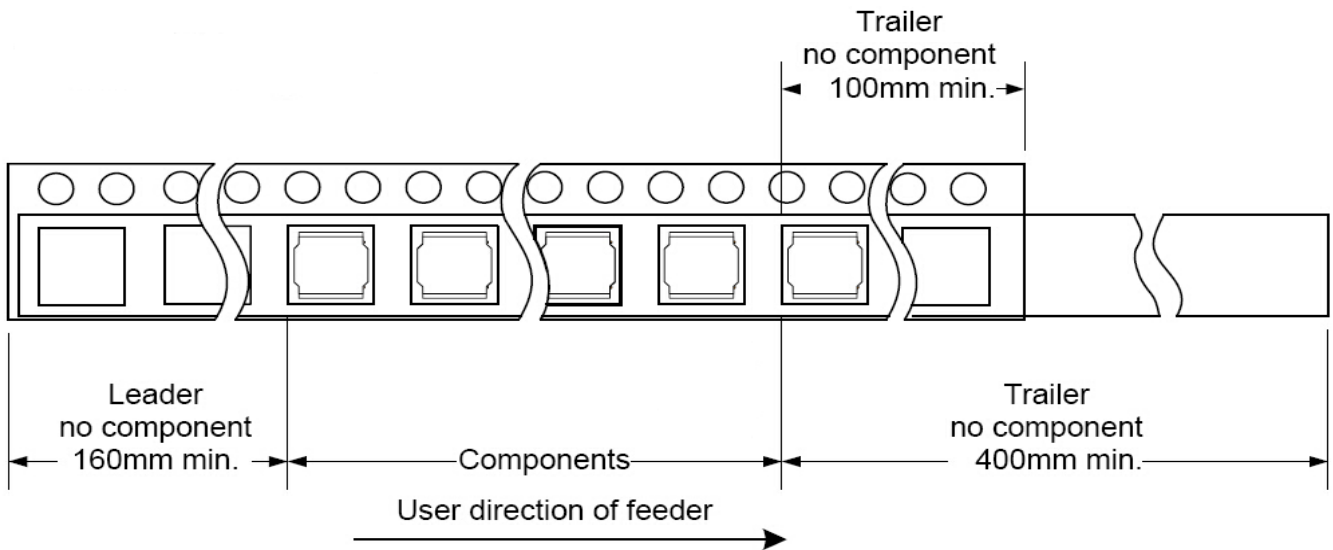
TYPE	MPQ	W	A	B	C	D	E	P	K	T
YPRH1508	350	24±0.3	12.6±0.1	12.6±0.1	10.75	11.5±0.1	8.2±0.1	20±0.1	10 Ref	0.4±0.05

■ Reel Dimensions(Unit:mm)



TYPE	W	W1	W2	W3	A	B	C	D
YPRH1508	330±2.00	24.4±1.50	30.40 Max	23.90 Min	13.0±0.50	21.0±0.80	2.0±0.50	100 Min

Direction of rolling



Cover tape peel off condition



Cover tape peel force shall be 0.1N to 1.3N.

Reference peel speed 300±10mm/min.

X-ON Electronics

Largest Supplier of Electrical and Electronic Components

Click to view similar products for [Fixed Inductors](#) category:

Click to view products by [YJYCOIN](#) manufacturer:

Other Similar products are found below :

[CR32NP-100KC](#) [CR54NP-470LC](#) [70F224AI](#) [MGDQ4-00004-P](#) [MHQ1005P10NJ](#) [MHQ1005P1N0S](#) [MHQ1005P2N4S](#) [MHQ1005P3N6S](#)
[MHQ1005P5N1S](#) [MHQ1005P8N2J](#) [PE-53601NL](#) [PE-53602NL](#) [PG0936.113NLT](#) [9220-20](#) [9310-16](#) [PM06-2N7](#) [PM06-39NJ](#) [A01TK](#)
[1206CS-471XJ](#) [HC2-R47-R](#) [HC8-1R2-R](#) [HCF1305-3R3-R](#) [1206CS-151XG](#) [RCH664NP-140L](#) [RCH664NP-4R7M](#) [RCP1317NP-391L](#)
[RCR110DNP-331L](#) [DH2280-4R7M](#) [DS1608C-106](#) [B10TJ](#) [B82498B3101J000](#) [ELJ-RE27NJF2](#) [1812CS-153XJ](#) [1812CS-183XJ](#) [1812CS-](#)
[223XJ](#) [1812LS-104XJ](#) [1812LS-105XJ](#) [1812LS-124XJ](#) [1812LS-154XJ](#) [1812LS-223XJ](#) [1812LS-224XJ](#) [1812LS-563XJ](#) [1812LS-683XJ](#)
[1812LS-824XJ](#) [NIN-FB101JTR110F](#) [NIN-FB471JTR62F](#) [NIN-FC1R5JTR220F](#) [NIN-HCR15JTRF](#) [NIN-HCR33JTRF](#) [NIN-HDR22JTRF](#)