

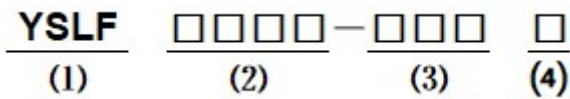
■ Features

- Low-profile type with low RDC and large current.
- The magnetic shielded type is suitable and high density mounting.
- Available on tape and reel for auto-insertion.
- Ideal for variety of DC-DC converter inductor applications..
- Operating temperature:-40°C ~ +125°C.

■ Applications

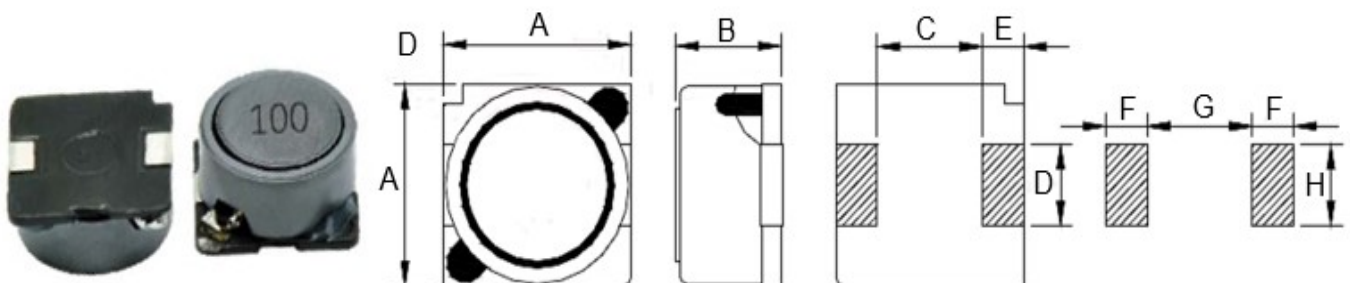
- Portable communication equipment.
- Notebook PC,digital camera,LCD television set.
- Power supply for VTR,OA equipment.
- DC/DC converters.

■ Product Identification



- (1) : Type
- (2) : Dimensions
- (3) : Inductance value
- (4) : Inductance Tolerance; N=±30%,M=±20%, K=±10%

■ Shapes and Dimensions (Unit: mm)



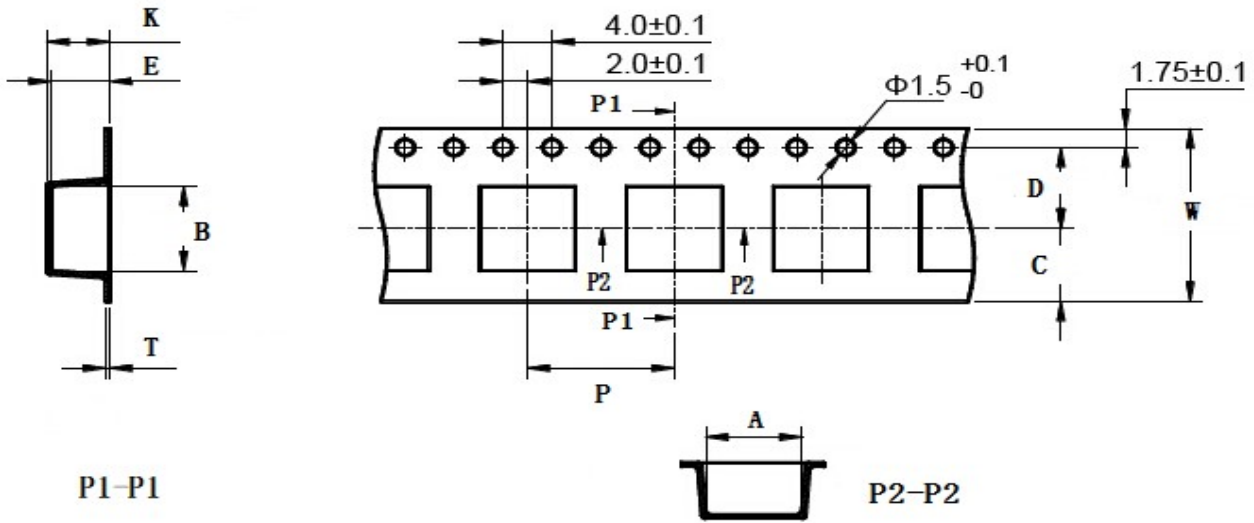
| TYPE | A | B | C | D | E | F Ref. | G Ref. | H Ref. |
|----------|---------|---------|---------|---------|-----|--------|--------|--------|
| YSLF6028 | 6.0±0.3 | 2.8±0.3 | 4.0±0.2 | 2.0±0.2 | 0.9 | 1.5 | 4.0 | 2.2 |

■ YSLF6028 Series

| Part Number | Inductance (uH) | Test Freq.(KHz) | DCR Max.(Ω) | Rated Current Max. (A) |
|---------------|-----------------|-----------------|-------------|------------------------|
| YSLF6028-3R0□ | 3.0 | 100 | 0.025 | 2.00 |
| YSLF6028-4R7□ | 4.7 | 100 | 0.044 | 1.60 |
| YSLF6028-6R8□ | 6.8 | 100 | 0.063 | 1.50 |
| YSLF6028-100□ | 10 | 100 | 0.082 | 1.30 |
| YSLF6028-150□ | 15 | 100 | 0.120 | 1.00 |
| YSLF6028-180□ | 18 | 100 | 0.130 | 0.80 |
| YSLF6028-220□ | 22 | 100 | 0.144 | 0.77 |
| YSLF6028-330□ | 33 | 100 | 0.216 | 0.69 |
| YSLF6028-470□ | 47 | 100 | 0.324 | 0.59 |
| YSLF6028-680□ | 68 | 100 | 0.468 | 0.50 |
| YSLF6028-101□ | 100 | 100 | 0.744 | 0.42 |
| YSLF6028-151□ | 150 | 100 | 0.780 | 0.34 |
| YSLF6028-221□ | 220 | 100 | 1.176 | 0.26 |
| YSLF6028-271□ | 270 | 100 | 4.380 | 0.22 |
| YSLF6028-331□ | 330 | 100 | 4.940 | 0.19 |

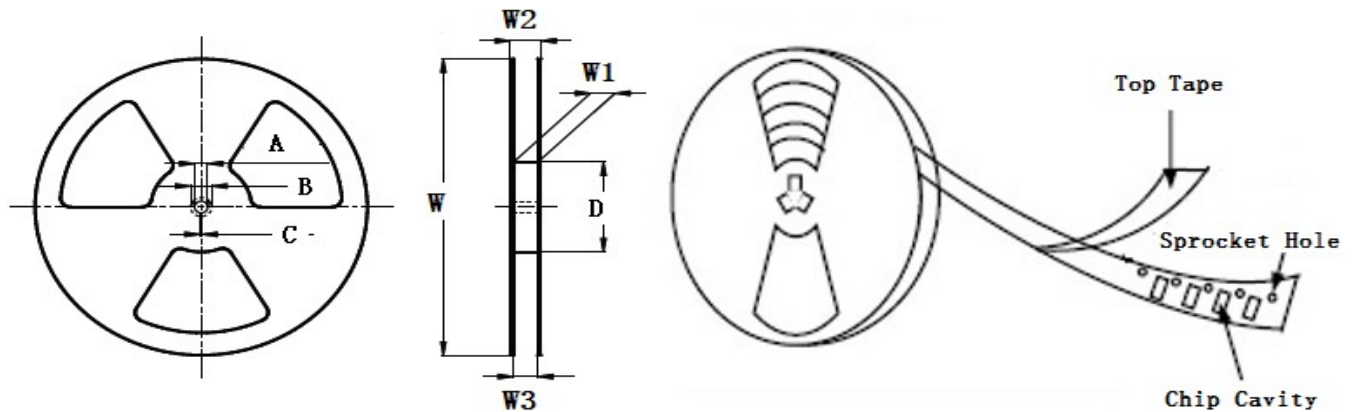
- ※ The saturation current value is the DC current value having inductance decrease down to 30%.(at 20°C)
- ※ The temperature rise current value is the DC current value having temperature increase up to 40°C. (at 20°C)
- ※ The rated current is the DC current value that satisfies both of current value saturation current value and temperature rise current value.

■ Taping Dimensions(Unit:mm)



| TYPE | W | A | B | C | D | E | P | K Ref | T | MPQ |
|----------|--------|----------|----------|------|---------|----------|--------|-------|-----------|------|
| YSLF6028 | 16±0.3 | 6.40±0.1 | 6.40±0.1 | 6.75 | 7.5±0.1 | 3.65±0.1 | 12±0.1 | 3.10 | 0.35±0.05 | 1500 |

■ Reel Dimensions(Unit:mm)



| TYPE | W | W1 | W2 | W3 | A | B | C | D |
|----------|---------|-----------|---------|----------|-----------|-----------|----------|---------|
| YSLF6028 | 330±2.0 | 16.4±2.00 | 22.4MAX | 15.9 Min | 13.0±0.50 | 21.0±0.80 | 2.0±0.50 | 100 Min |

Direction of rolling



Cover tape peel off condition



Cover tape peel force shall be 0.1N to 1.3N.

Reference peel speed 300±10mm/min.

X-ON Electronics

Largest Supplier of Electrical and Electronic Components

Click to view similar products for [Fixed Inductors](#) category:

Click to view products by [YJYCOIN](#) manufacturer:

Other Similar products are found below :

[MLZ1608M6R8WTD25](#) [MLZ1608N6R8LT000](#) [MLZ1608N3R3LTD25](#) [MLZ1608N3R3LT000](#) [MLZ1608N150LT000](#)

[MLZ1608M150WTD25](#) [MLZ1608M3R3WTD25](#) [MLZ1608M3R3WT000](#) [MLZ1608M150WT000](#) [MLZ1608A1R5WT000](#)

[MLZ1608N1R5LT000](#) [B82432C1333K000](#) [PCMB053T-1R0MS](#) [PCMB053T-1R5MS](#) [PCMB104T-1R5MS](#) [CR32NP-100KC](#) [CR32NP-](#)

[151KC](#) [CR32NP-180KC](#) [CR32NP-181KC](#) [CR32NP-1R5MC](#) [CR32NP-390KC](#) [CR32NP-3R9MC](#) [CR32NP-680KC](#) [CR32NP-820KC](#)

[CR32NP-8R2MC](#) [CR43NP-390KC](#) [CR43NP-560KC](#) [CR43NP-680KC](#) [CR54NP-181KC](#) [CR54NP-470LC](#) [CR54NP-820KC](#) [CR54NP-8R5MC](#)

[ET3542-057](#) [MGDQ4-00004-P](#) [MGDU1-00016-P](#) [MHL1ECTTP18NJ](#) [MHL1JCTTD12NJ](#) [PE-51506NL](#) [PE-53601NL](#) [PE-53630NL](#) [PE-](#)

[53824SNLT](#) [PE-62892NL](#) [PE-92100NL](#) [PG0434.801NLT](#) [PG0936.113NLT](#) [PM06-2N7](#) [PM06-39NJ](#) [HC2LP-R47-R](#) [HC2-R47-R](#) [HC3-2R2-](#)

[R](#)