

## ■ Features

- Molding Inductor.
- Low Profile,Low Temp.
- Large Current(Over 15A).
- Customize For Different Need.
- Operating temperature:-40℃ ~ +125℃.

## ■ Applications

- General Electronic.
- Video Device,TV,TFT.
- Power Module for PC.
- NB/Lap Top Computer.
- Server,VGA Card/Module.

## ■ Product Identification

$\frac{\text{YSPI}}{(1)}$      $\frac{\square\square\square\square}{(2)}$  -  $\frac{\square\square\square}{(3)}$      $\frac{\square}{(4)}$

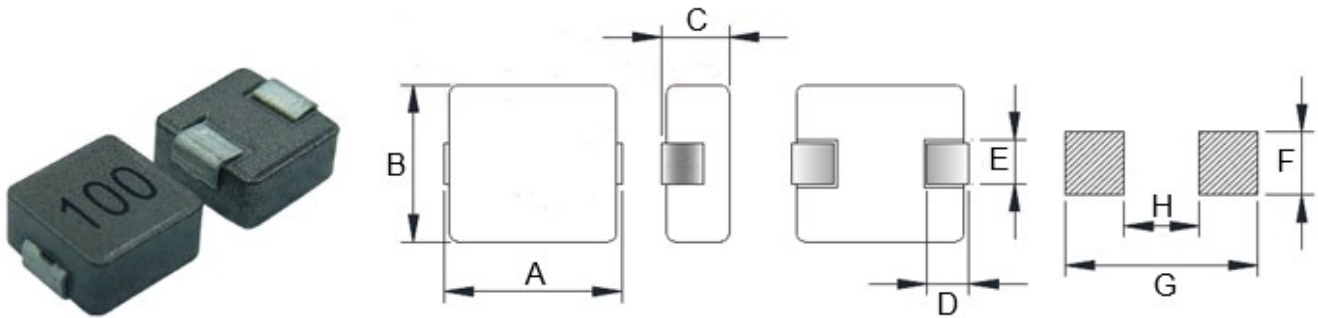
(1) : Type

(2) : Dimensions

(3) : Inductance value

(4) : Inductance Tolerance: N=±30%,M=±20%, K=±10%

## ■ Shapes and Dimensions (Unit: mm)



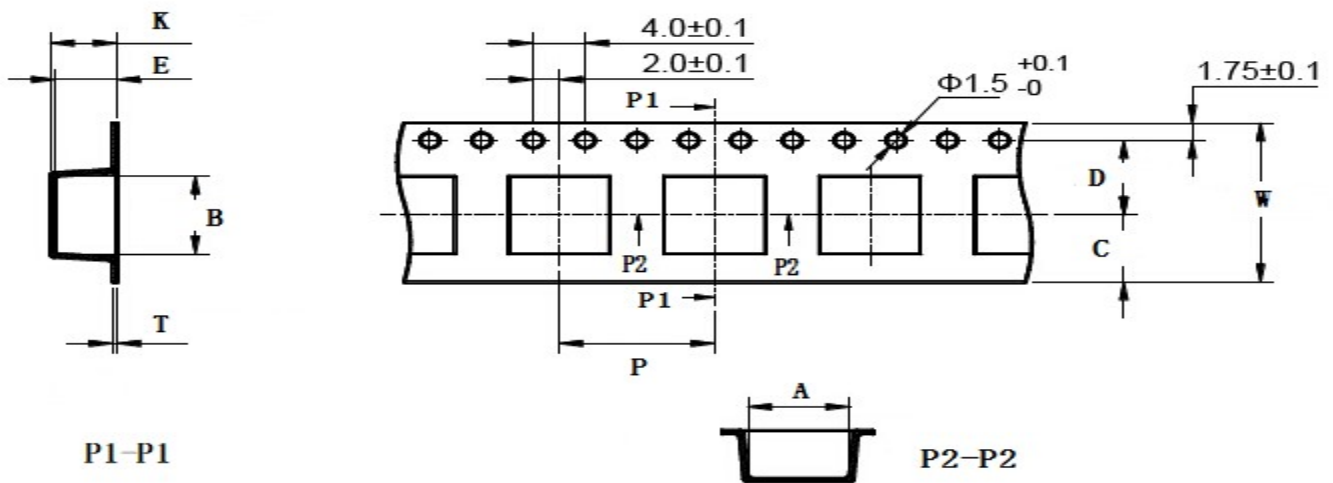
| TYPE     | A       | B       | C Max. | D       | E Ref.  | F Ref. | G Ref. | H Ref. |
|----------|---------|---------|--------|---------|---------|--------|--------|--------|
| YSPI0530 | 5.4±0.5 | 5.2±0.5 | 3.0    | 1.0±0.3 | 2.0±0.5 | 2.5    | 7.0    | 3.0    |

## ■ YSPI0530 Series

| Part Number   | Inductance<br>(uH) @100KHz | DC Resistance (mΩ) |      | Heat Rating<br>Current (A) | Saturation<br>Current (A) |
|---------------|----------------------------|--------------------|------|----------------------------|---------------------------|
|               |                            | Typ.               | Max. |                            |                           |
| YSPI0530-R20□ | 0.20                       | 3.0                | 3.9  | 13.0                       | 14.5                      |
| YSPI0530-R33□ | 0.33                       | 5.0                | 7.0  | 10.0                       | 15.0                      |
| YSPI0530-R47□ | 0.47                       | 8.0                | 14.0 | 10.0                       | 14.0                      |
| YSPI0530-R68□ | 0.68                       | 11.0               | 18.0 | 8.0                        | 14.0                      |
| YSPI0530-1R0□ | 1.00                       | 13.0               | 22.0 | 7.0                        | 11.0                      |
| YSPI0530-1R2□ | 1.20                       | 14.0               | 23.0 | 6.5                        | 11.0                      |
| YSPI0530-1R5□ | 1.50                       | 20.0               | 25.0 | 6.0                        | 10.0                      |
| YSPI0530-2R2□ | 2.20                       | 26.5               | 40.0 | 5.0                        | 8.0                       |
| YSPI0530-3R3□ | 3.30                       | 30.0               | 42.0 | 4.5                        | 7.0                       |
| YSPI0530-4R7□ | 4.70                       | 46.0               | 60.0 | 4.0                        | 6.0                       |
| YSPI0530-5R6□ | 5.60                       | 62.0               | 80.0 | 3.0                        | 4.0                       |
| YSPI0530-6R8□ | 6.80                       | 78.0               | 108  | 3.0                        | 5.0                       |
| YSPI0530-100□ | 10.0                       | 115                | 150  | 2.5                        | 4.5                       |
| YSPI0530-150□ | 15.0                       | 190                | 265  | 2.1                        | 2.5                       |
| YSPI0530-220□ | 22.0                       | 230                | 270  | 2.0                        | 2.0                       |

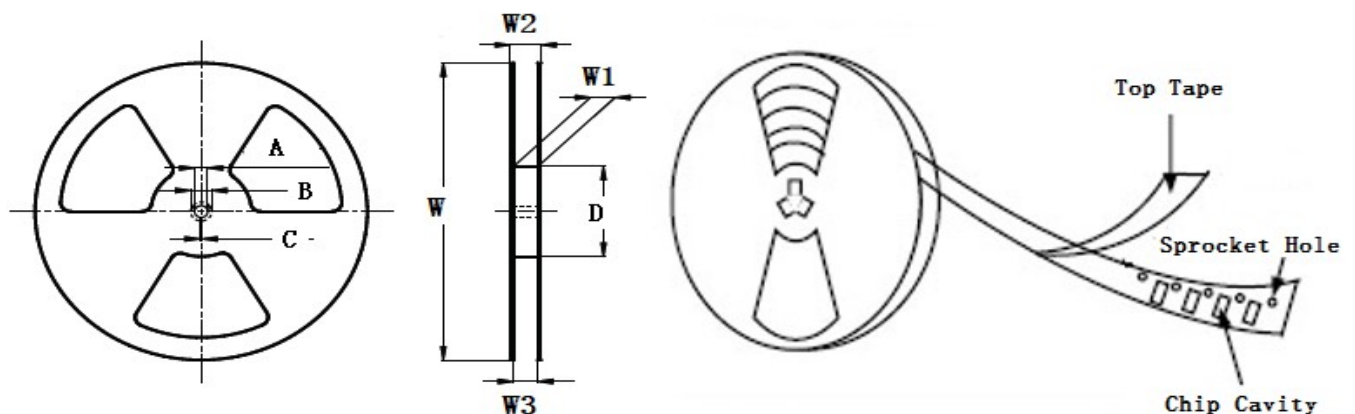
- ※ The saturation current value is the DC current value having inductance decrease down to 30%.(at 20°C)
- ※ The temperature rise current value is the DC current value having temperature increase up to 40°C. (at 20°C)
- ※ The rated current is the DC current value that satisfies both of current value saturation current value and temperature rise current value.

**■ Taping Dimensions(Unit:mm)**



| TYPE     | W      | A       | B        | C    | D       | E       | P     | K Ref | T         | MPQ  |
|----------|--------|---------|----------|------|---------|---------|-------|-------|-----------|------|
| YSPI0530 | 12±0.3 | 5.1±0.1 | 5.30±0.1 | 4.75 | 5.5±0.1 | 3.4±0.1 | 8±0.1 | 3.2   | 0.35±0.05 | 2000 |

**■ Reel Dimensions(Unit:mm)**



| TYPE     | W       | W1        | W2      | W3       | A         | B         | C        | D       |
|----------|---------|-----------|---------|----------|-----------|-----------|----------|---------|
| YSPI0530 | 330±2.0 | 12.4±2.00 | 18.4MAX | 11.9 Min | 13.0±0.50 | 21.0±0.80 | 2.0±0.50 | 100 Min |

**Direction of rolling**



**Cover tape peel off condition**



Cover tape peel force shall be 0.1N to 1.3N.

Reference peel speed 300±10mm/min.

## X-ON Electronics

Largest Supplier of Electrical and Electronic Components

*Click to view similar products for [Fixed Inductors](#) category:*

*Click to view products by [YJYCOIN](#) manufacturer:*

Other Similar products are found below :

[CR32NP-151KC](#) [CR32NP-180KC](#) [CR32NP-181KC](#) [CR32NP-1R5MC](#) [CR32NP-390KC](#) [CR32NP-3R9MC](#) [CR32NP-680KC](#) [CR32NP-820KC](#) [CR32NP-8R2MC](#) [CR43NP-390KC](#) [CR43NP-560KC](#) [CR43NP-680KC](#) [CR54NP-181KC](#) [CR54NP-470LC](#) [CR54NP-820KC](#) [CR54NP-8R5MC](#) [70F224AI](#) [MGDQ4-00004-P](#) [MHL1ECTTP18NJ](#) [MHQ1005P10NJ](#) [MHQ1005P1N0S](#) [MHQ1005P2N4S](#) [MHQ1005P3N6S](#) [MHQ1005P5N1S](#) [MHQ1005P8N2J](#) [PE-51506NL](#) [PE-53601NL](#) [PE-53602NL](#) [PE-53630NL](#) [PE-53824SNLT](#) [PE-92100NL](#) [PG0434.801NLT](#) [PG0936.113NLT](#) [9220-20](#) [9310-16](#) [PM06-2N7](#) [PM06-39NJ](#) [A01TK](#) [1206CS-471XJ](#) [HC2LP-R47-R](#) [HC2-R47-R](#) [HC3-2R2-R](#) [HCF1305-3R3-R](#) [1206CS-151XG](#) [RCH664NP-140L](#) [RCH664NP-4R7M](#) [RCH8011NP-221L](#) [RCP1317NP-332L](#) [RCP1317NP-391L](#) [RCR1010NP-470M](#)