

## ■ Features

- Molding Inductor.
- Low Profile,Low Temp.
- Large Current(Over 15A).
- Customize For Different Need.
- Operating temperature:-40℃ ~ +125℃.

## ■ Applications

- General Electronic.
- Video Device,TV,TFT.
- Power Module for PC.
- NB/Lap Top Computer.
- Server,VGA Card/Module.

## ■ Product Identification

$\frac{\text{YSPI}}{(1)}$      $\frac{\square\square\square\square}{(2)}$  -  $\frac{\square\square\square}{(3)}$      $\frac{\square}{(4)}$

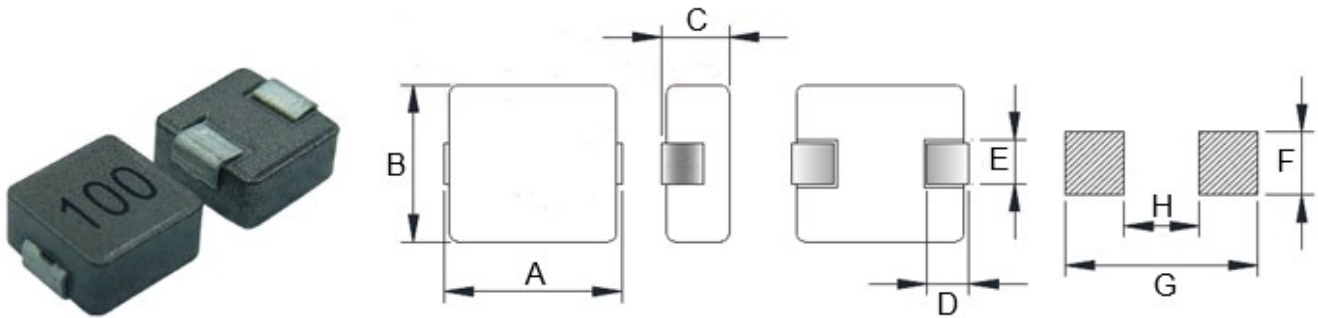
(1) : Type

(2) : Dimensions

(3) : Inductance value

(4) : Inductance Tolerance: N=±30%,M=±20%, K=±10%

## ■ Shapes and Dimensions (Unit: mm)



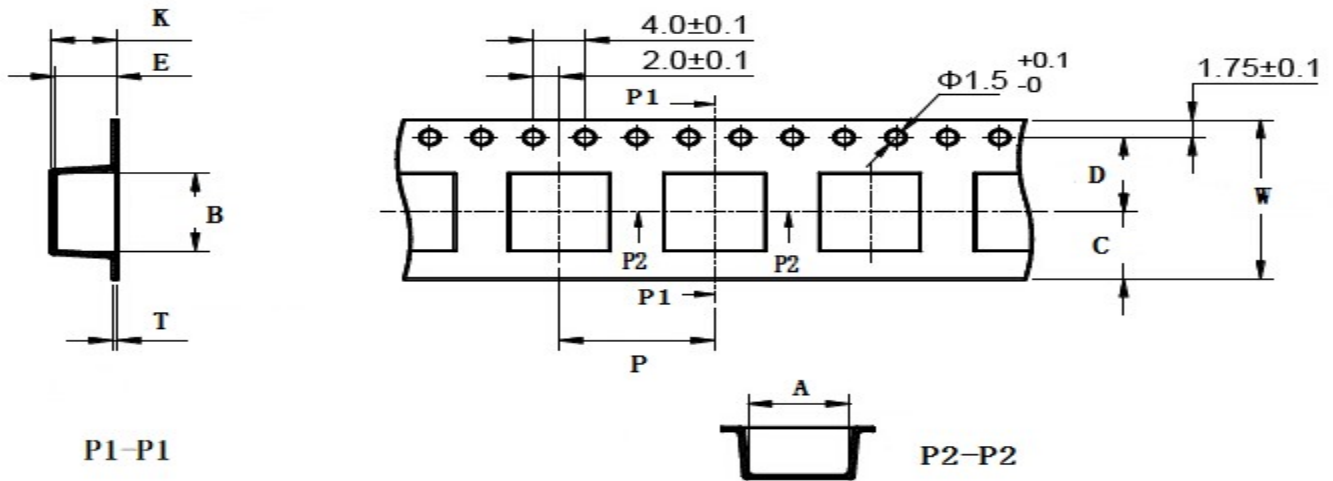
TYPE	A	B	C Max.	D	E Ref.	F Ref.	G Ref.	H Ref.
YSPI1050	11.5±0.5	10.0±0.5	5.0	2.0±0.5	3.0±0.5	4.1	13.6	5.4

## ■ YSPI1050 Series

Part Number	Inductance (uH) @100KHz	DC Resistance (mΩ)		Heat Rating Current (A)	Saturation Current (A)
		Typ.	Max.		
YSPI1050-R22□	0.22	0.58	0.80	30.0	55.0
YSPI1050-R68□	0.68	2.10	3.00	20.0	40.0
YSPI1050-1R0□	1.00	2.70	3.20	21.5	32.0
YSPI1050-1R5□	1.50	3.50	4.20	16.0	23.0
YSPI1050-2R2□	2.20	6.60	8.50	10.0	18.0
YSPI1050-3R3□	3.30	10.60	13.30	8.0	16.0
YSPI1050-4R7□	4.70	13.80	18.00	8.0	14.0
YSPI1050-5R6□	5.60	14.00	18.00	8.0	14.0
YSPI1050-6R8□	6.80	18.30	23.00	6.5	12.0
YSPI1050-100□	10.0	19.30	25.00	6.0	11.0
YSPI1050-150□	15.0	39.00	52.00	3.6	6.0
YSPI1050-220□	22.0	73.00	92.00	4.0	6.0
YSPI1050-330□	33.0	107.0	120.0	3.0	5.0
YSPI1050-470□	47.0	160.0	210.0	3.0	4.0
YSPI1050-680□	68.0	240.0	300.0	3.0	4.0
YSPI1050-101□	100	320.0	400.0	2.0	3.0

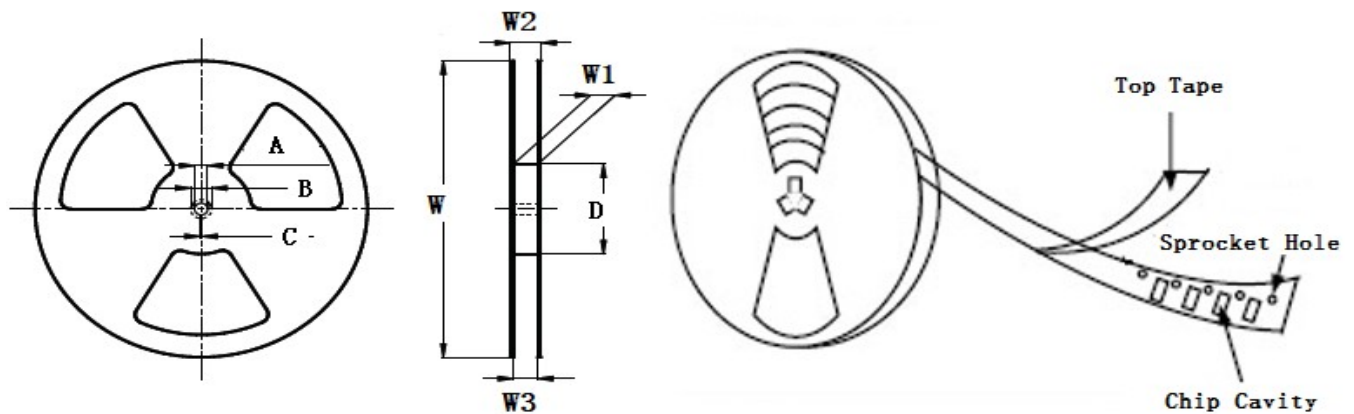
- ※ The saturation current value is the DC current value having inductance decrease down to 30%.(at 20°C)
- ※ The temperature rise current value is the DC current value having temperature increase up to 40°C. (at 20°C)
- ※ The rated current is the DC current value that satisfies both of current value saturation current value and temperature rise current value.

**■ Taping Dimensions(Unit:mm)**



TYPE	W	A	B	C	D	E	P	K Ref	T	MPQ
YSPI1050	24±0.3	10.6±0.1	11.45±0.1	10.75	11.5±0.1	5.5±0.1	16±0.1	5.1	0.40±0.05	500

**■ Reel Dimensions(Unit:mm)**

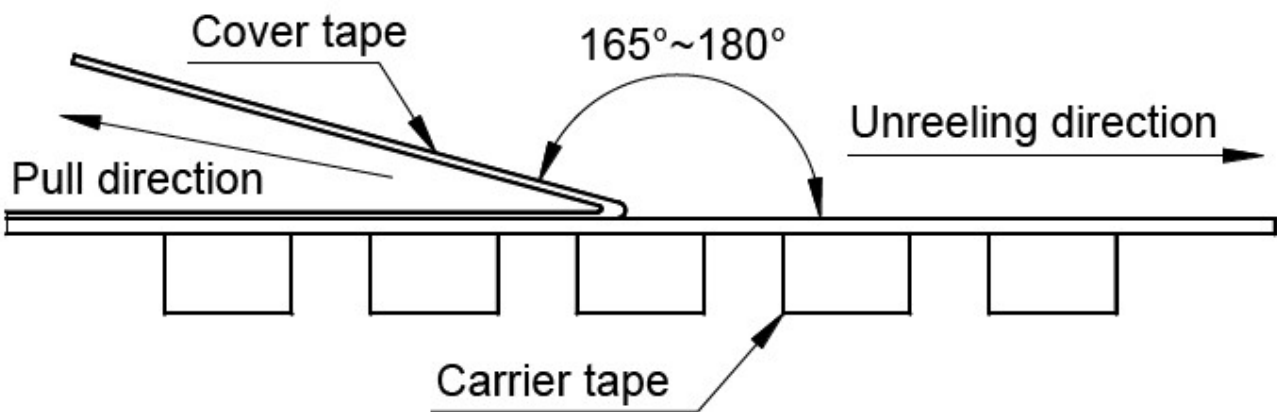


TYPE	W	W1	W2	W3	A	B	C	D
YSPI1050	330±2.0	24.4±1.5	30.4MAX	23.9 Min	13.0±0.50	21.0±0.80	2.0±0.50	100 Min

**Direction of rolling**



**Cover tape peel off condition**



Cover tape peel force shall be 0.1N to 1.3N.

Reference peel speed  $300 \pm 10$  mm/min.

## X-ON Electronics

Largest Supplier of Electrical and Electronic Components

*Click to view similar products for [Fixed Inductors](#) category:*

*Click to view products by [YJYCOIN](#) manufacturer:*

Other Similar products are found below :

[MLZ1608M6R8WTD25](#) [MLZ1608N6R8LT000](#) [MLZ1608N3R3LTD25](#) [MLZ1608N3R3LT000](#) [MLZ1608N150LT000](#)

[MLZ1608M150WTD25](#) [MLZ1608M3R3WTD25](#) [MLZ1608M3R3WT000](#) [MLZ1608M150WT000](#) [MLZ1608A1R5WT000](#)

[MLZ1608N1R5LT000](#) [B82432C1333K000](#) [PCMB053T-1R0MS](#) [PCMB053T-1R5MS](#) [PCMB104T-1R5MS](#) [CR32NP-100KC](#) [CR32NP-](#)

[151KC](#) [CR32NP-180KC](#) [CR32NP-181KC](#) [CR32NP-1R5MC](#) [CR32NP-390KC](#) [CR32NP-3R9MC](#) [CR32NP-680KC](#) [CR32NP-820KC](#)

[CR32NP-8R2MC](#) [CR43NP-390KC](#) [CR43NP-560KC](#) [CR43NP-680KC](#) [CR54NP-181KC](#) [CR54NP-470LC](#) [CR54NP-820KC](#) [CR54NP-8R5MC](#)

[MGDQ4-00004-P](#) [MGDU1-00016-P](#) [MHL1ECTTP18NJ](#) [MHL1JCTTD12NJ](#) [PE-51506NL](#) [PE-53601NL](#) [PE-53630NL](#) [PE-53824SNLT](#) [PE-](#)

[62892NL](#) [PE-92100NL](#) [PG0434.801NLT](#) [PG0936.113NLT](#) [PM06-2N7](#) [PM06-39NJ](#) [HC2LP-R47-R](#) [HC2-R47-R](#) [HC3-2R2-R](#) [HC8-1R2-R](#)