

■ Features

- Minature size,suitable for SMT.
- Using terminal electrode structure to restrain the parasitic component effect quite caused by lead.
- Excellent in solderability and heat resistance.
- Best frequency special property and intense ability to resist interference.
- Operating temperature:-40℃ ~ +85℃.

■ Applications

- Protable communication equipment and PDA,high speed electronic device.
- Used for radiation high speed noise suppression.

■ Product Identification



- (1) : Type
- (2) : Dimensions
- (3) : Inductance value
- (4) : Inductance Tolerance: M=±20%,K=±10%,J=±5%

■ Shapes and Dimensions (Unit: mm)



TYPE	A Max.	B Max.	C Max.	D Typ.	E Typ.	F Typ.
YWIF2520	2.92	2.23	2.70	1.27	1.02	2.54

■ YWIF2520 Series

Part Number	L (uH)	Freq. (MHz)	Q Typ.	SRF Min. (MHz)	Rdc Max. (Ω)	Isat Max. (mA)
YWIF2520-R39K	0.39±10%	7.9	12	400	0.40	500
YWIF2520-R47K	0.47±10%	25	12	600	0.27	700
YWIF2520-R56K	0.56±10%	7.9	12	230	0.62	700
YWIF2520-R68K	0.68±10%	7.9	12	230	0.62	700
YWIF2520-R82K	0.82±10%	7.9	12	230	0.62	700
YWIF2520-R90K	0.90±10%	7.9	20	300	0.35	1400
YWIF2520-1R0K	1.0±10%	7.9	18	230	0.62	700
YWIF2520-1R2K	1.2±10%	7.9	18	210	0.68	650
YWIF2520-1R5K	1.5±10%	7.9	18	190	0.76	630
YWIF2520-1R8K	1.8±10%	7.9	18	170	0.84	600
YWIF2520-2R0K	2.0±10%	7.9	18	160	1.10	550
YWIF2520-2R2K	2.2±10%	7.9	18	150	1.10	520
YWIF2520-2R7K	2.7±10%	7.9	18	135	1.28	490
YWIF2520-3R3K	3.3±10%	7.9	18	120	1.46	450
YWIF2520-3R9K	3.9±10%	7.9	18	105	2.30	300
YWIF2520-4R7K	4.7±10%	7.9	18	90	2.00	400
YWIF2520-5R6K	5.6±10%	7.9	15	80	1.80	380
YWIF2520-6R8K	6.8±10%	7.9	15	70	2.00	360
YWIF2520-8R2K	8.2±10%	7.9	15	65	2.65	330
YWIF2520-100K	10±10%	2.5	12	60	2.95	300
YWIF2520-150K	15±10%	2.5	12	30	3.70	280
YWIF2520-180K	18±10%	2.5	12	26	4.00	160
YWIF2520-220K	22±10%	2.5	12	22	6.14	270
YWIF2520-330K	33±10%	2.5	10	12	7.00	200

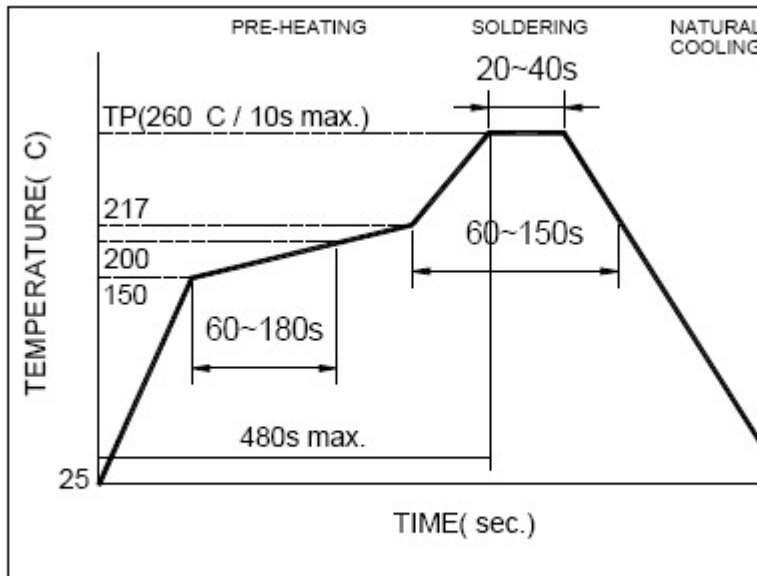
■ YWIF2520 Series

Part Number	L (uH)	Freq. (MHz)	Q Min.	SRF Min. (MHz)	Rdc Max. (Ω)	Isat Max. (mA)
YWIF2520-390K	39±10%	2.5	10	16	10.00	180
YWIF2520-470K	47±10%	2.5	10	10	10.70	160
YWIF2520-560K	56±10%	2.5	10	8	12.00	170
YWIF2520-680K	68±10%	2.5	10	6	13.50	145
YWIF2520-820K	82±10%	2.5	8	6	20.00	100
YWIF2520-101K	100±10%	1	8	4	21.00	80

- ※ Rating DC current:temperature rise(ΔT) is 40 °C approximately at Irms.
- ※ Saturation DC current:Inductance drop approximately 30% of L0 at Isat.
- ※ Storage temp.: -10°C ~ + 40°C R.H.:65% Max.
- ※ Moisture sensitivity level(MSL)2(1 year floor life at<30°C/65% relative humidity).

■ Soldering Conditions

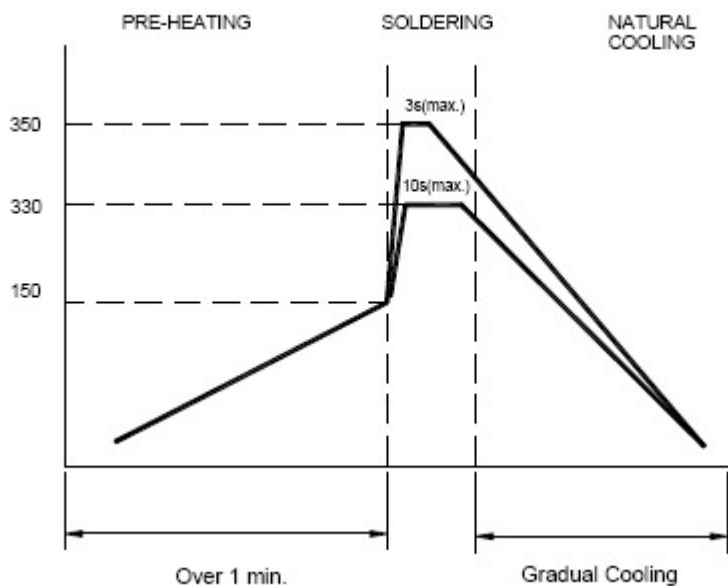
**Figure 1.
Re-flow
Soldering
(Lead Free)**



Note:

- Preheat circuit and products to 150°C
- 260°C tip temperature (max)
- Reflow times: no more than 2 times
- Solder paste thickness: the best 0.08mm is, but max is 0.1mm

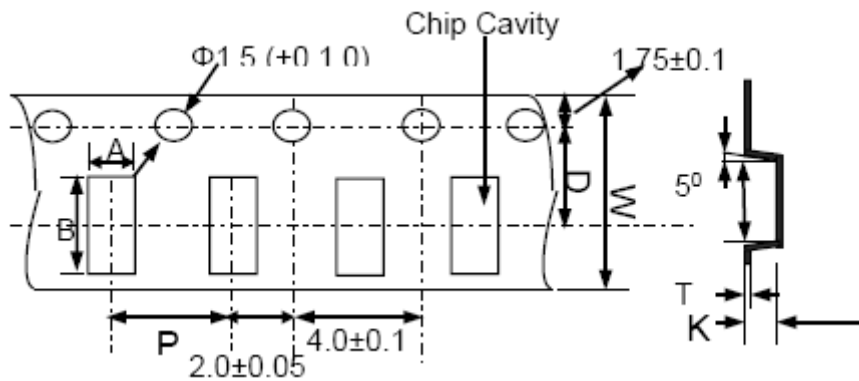
**Figure 2.
Hand
Soldering**



Note:

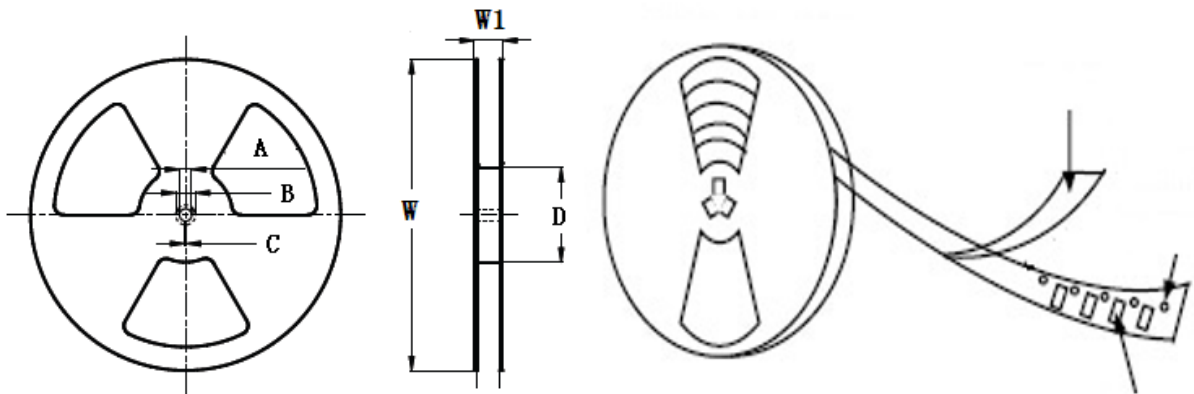
- Use a 20 watt soldering iron with tip diameter of 1.0mm
- Limit soldering time to 3 sec.

■ Taping Dimensions(Unit:mm)



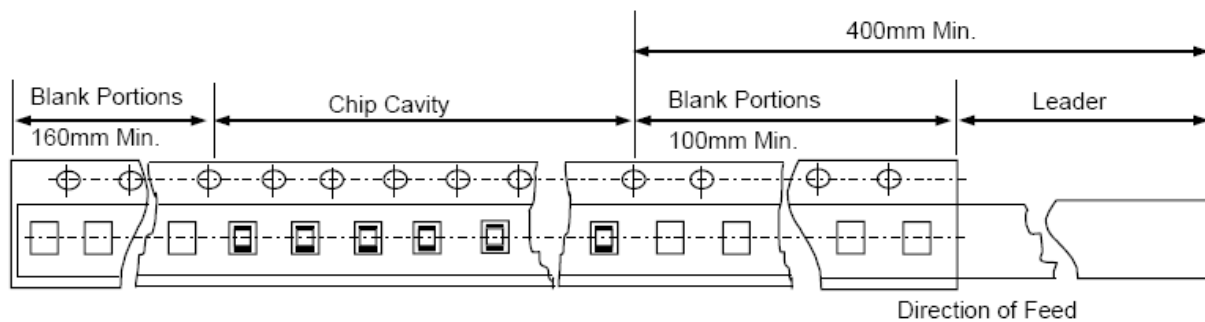
TYPE	W	A	B	D	P	K Max	T Max	MPQ
YWIF2520	8.00	1.50	2.30	3.50	4.00	1.10	0.30	2000

■ Reel Dimensions(Unit:mm)

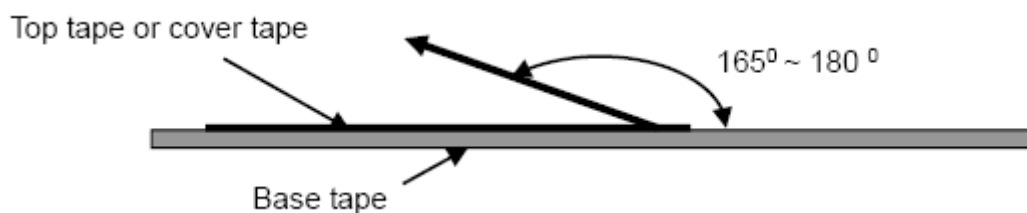


TYPE	W	W1	A	B	C	D
YWIF2520	178 ± 2.0	8.40 ± 1.50	4.3 ± 0.20	5.0 ± 0.10	3.0 ± 0.10	58 ± 2.0

Leader and Blank portion



1. Missing chips number within 0.1% of the number per reel or 1pcs, whichever is greater, and are not continuous.
2. The top tape and bottom tape shall not protrude beyond the edges of the tape and shall not cover sprocket hole.
3. Cumulative tolerance of sprocket holes, 10 pitches: $\pm 0.3\text{mm}$.
4. Peeling off force: 10gf to 100gf in the direction show below for 8mm carrier tapes and 10gf to 130gf for 12mm to 56mm wide carrier tapes.



X-ON Electronics

Largest Supplier of Electrical and Electronic Components

Click to view similar products for [Fixed Inductors](#) category:

Click to view products by [YJYCOIN](#) manufacturer:

Other Similar products are found below :

[CR32NP-100KC](#) [70F224AI](#) [MHQ1005P10NJ](#) [MHQ1005P1N0S](#) [MHQ1005P2N4S](#) [MHQ1005P3N6S](#) [MHQ1005P5N1S](#) [MHQ1005P8N2J](#)
[PE-53601NL](#) [PE-53602NL](#) [PG0936.113NLT](#) [9220-20](#) [9310-16](#) [PM06-2N7](#) [PM06-39NJ](#) [A01TK](#) [1206CS-471XJ](#) [HC2-R47-R](#) [HC8-1R2-R](#)
[HCF1305-3R3-R](#) [1206CS-151XG](#) [RCH664NP-4R7M](#) [RCP1317NP-391L](#) [DH2280-4R7M](#) [DS1608C-106](#) [B10TJ](#) [B82498B3101J000](#) [ELJ-](#)
[RE27NJF2](#) [1812CS-153XJ](#) [1812CS-183XJ](#) [1812CS-223XJ](#) [1812LS-104XJ](#) [1812LS-105XJ](#) [1812LS-124XJ](#) [1812LS-154XJ](#) [1812LS-223XJ](#)
[1812LS-224XJ](#) [1812LS-563XJ](#) [1812LS-683XJ](#) [1812LS-824XJ](#) [NIN-FB101JTR110F](#) [NIN-FB471JTR62F](#) [NIN-FC1R5JTR220F](#) [NIN-](#)
[HCR15JTRF](#) [NIN-HCR33JTRF](#) [NIN-HDR22JTRF](#) [NIN-HDR82JTRF](#) [NIN-HK2N7STRF](#) [NIN-PA150KTR370F](#) [NIN-PB100KTR550F](#)