

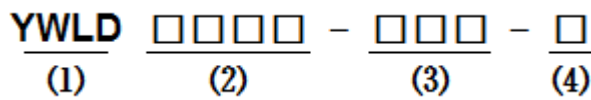
■ Features

- Minature size,suitable for SMT.
- Using terminal electrode structure to restrain the parasitic component effect quite caused by lead.
- Excellent in solderability and heat resistance.
- Best frequency special property and intense ability to resist interference.
- Operating temperature:-40°C ~ +85°C.

■ Applications

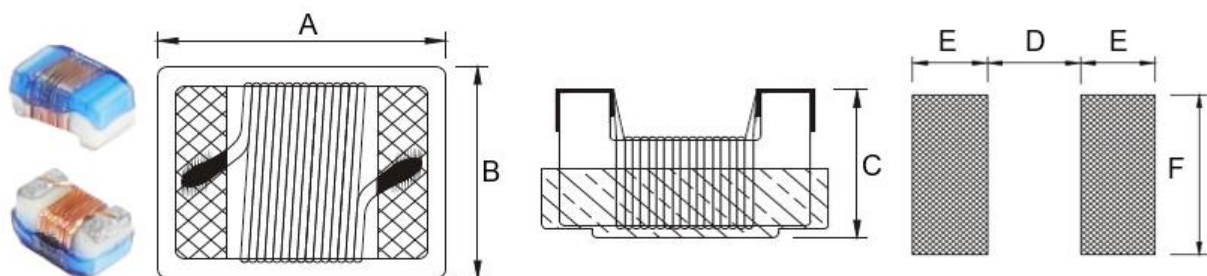
- Protable communication equipment and PDA,high speed electronic device.
- Used for radiation high speed noise suppression.

■ Product Identification



- (1) : Type
- (2) : Dimensions
- (3) : Inductance value
- (4) : Inductance Tolerance: M=±20%,K=±10%,J=±5%

■ Shapes and Dimensions (Unit: mm)



TYPE	A Max.	B Max.	C Max.	D Typ.	E Typ.	F Typ.
YWLD1608	1.80	1.25	1.10	0.64	0.64	1.02

■ YWLD1608 Series

Part Number	L (uH)	Freq. (MHz)	Q Typ.	SRF Typ. (MHz)	Rdc Max. (Ω)	Irms Typ. (mA)
YWLD1608-1R0□	1.0	7.9	16	250	0.41	700
YWLD1608-1R5□	1.5	7.9	16	160	0.52	600
YWLD1608-1R8□	1.8	7.9	16	121	0.56	580
YWLD1608-2R2□	2.2	7.9	16	103	0.72	580
YWLD1608-2R7□	2.7	7.9	16	72	0.81	500
YWLD1608-3R9□	3.9	7.9	16	61	1.08	460
YWLD1608-4R7□	4.7	7.9	16	51	0.97	420
YWLD1608-5R6□	5.6	7.9	16	47	1.43	380
YWLD1608-6R8□	6.8	7.9	16	43	1.95	340
YWLD1608-100□	10	2.5	14	36	2.40	280
YWLD1608-120□	12	2.5	14	32	2.96	260
YWLD1608-150□	15	2.5	14	29	3.38	220
YWLD1608-220□	22	2.5	14	24	4.69	200
YWLD1608-270□	27	2.5	14	20	6.76	140
YWLD1608-330□	33	2.5	14	15	8.58	120

- ※ Rating DC current:temperature rise(ΔT) is 40 °C approximately at Irms.
- ※ Saturation DC current:Inductance drop approximately 30% of L0 at Isat.
- ※ Storage temp.: -10°C ~ + 40°C R.H.:65% Max.
- ※ Moisture sensitivity level(MSL)2(1 year floor life at<30°C/65% relative humidity)

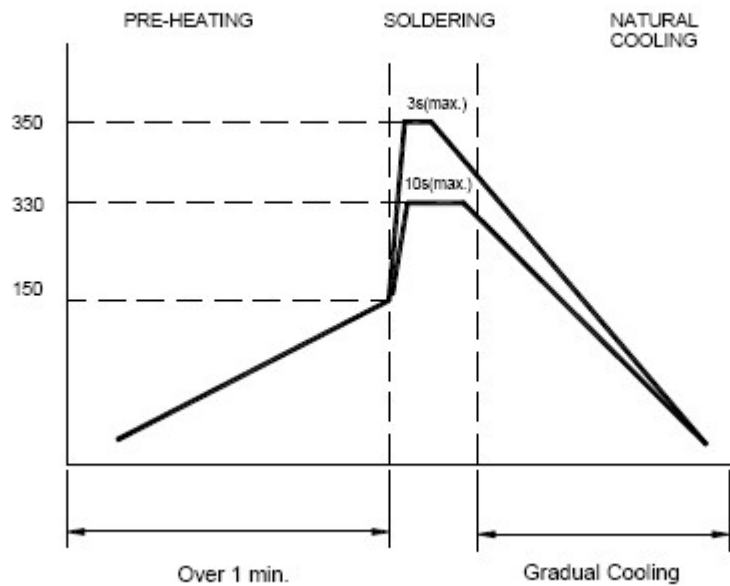
■ Soldering Conditions

**Figure 1.
Re-flow
Soldering
(Lead Free)**



- Note:
- Preheat circuit and products to 150°C
 - 260°C tip temperature (max)
 - Reflow times: no more than 2 times
 - Solder paste thickness: the best 0.08mm is ,but max is 0.1mm

**Figure 2.
Hand
Soldering**



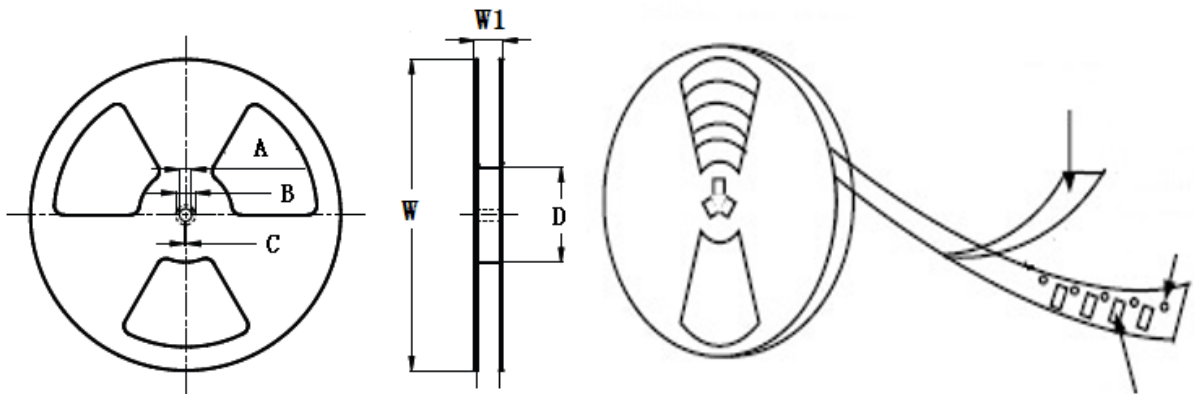
- Note:
- Use a 20 watt soldering iron with tip diameter of 1.0mm
 - Limit soldering time to 3 sec.

■ Taping Dimensions(Unit:mm)



TYPE	W	A	B	D	P	K Max	T Max	MPQ
YWLD1608	8.00	1.50	2.30	3.50	4.00	1.10	0.30	4000

■ Reel Dimensions(Unit:mm)

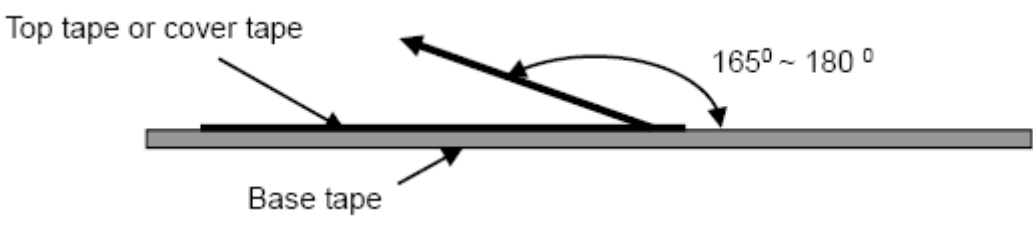


TYPE	W	W1	A	B	C	D
YWLD1608	178±2.0	8.40±1.50	4.3±0.20	5.0±0.10	3.0±0.10	58±2.0

Leader and Blank portion



1. Missing chips number within 0.1% of the number per reel or 1pcs, whichever is greater, and are not continuous.
2. The top tape and bottom tape shall not protrude beyond the edges of the tape and shall not cover sprocket hole.
3. Cumulative tolerance of sprocket holes, 10 pitches: $\pm 0.3\text{mm}$.
4. Peeling off force: 10gf to 100gf in the direction show below for 8mm carrier tapes and 10gf to 130gf for 12mm to 56mm wide carrier tapes.



X-ON Electronics

Largest Supplier of Electrical and Electronic Components

Click to view similar products for [Fixed Inductors](#) category:

Click to view products by [YJYCOIN](#) manufacturer:

Other Similar products are found below :

[CR32NP-100KC](#) [CR54NP-470LC](#) [70F224AI](#) [MGDQ4-00004-P](#) [MHQ1005P10NJ](#) [MHQ1005P1N0S](#) [MHQ1005P2N4S](#) [MHQ1005P3N6S](#)
[MHQ1005P5N1S](#) [MHQ1005P8N2J](#) [PE-53601NL](#) [PE-53602NL](#) [PG0936.113NLT](#) [9220-20](#) [9310-16](#) [PM06-2N7](#) [PM06-39NJ](#) [A01TK](#)
[1206CS-471XJ](#) [HC2-R47-R](#) [HC8-1R2-R](#) [HCF1305-3R3-R](#) [1206CS-151XG](#) [RCH664NP-140L](#) [RCH664NP-4R7M](#) [RCP1317NP-391L](#)
[RCR110DNP-331L](#) [DH2280-4R7M](#) [DS1608C-106](#) [B10TJ](#) [B82498B3101J000](#) [ELJ-RE27NJF2](#) [1812CS-153XJ](#) [1812CS-183XJ](#) [1812CS-](#)
[223XJ](#) [1812LS-104XJ](#) [1812LS-105XJ](#) [1812LS-124XJ](#) [1812LS-154XJ](#) [1812LS-223XJ](#) [1812LS-224XJ](#) [1812LS-563XJ](#) [1812LS-683XJ](#)
[1812LS-824XJ](#) [NIN-FB101JTR110F](#) [NIN-FB471JTR62F](#) [NIN-FC1R5JTR220F](#) [NIN-HCR15JTRF](#) [NIN-HCR33JTRF](#) [NIN-HDR22JTRF](#)