

**■ Features**

- Minature size,suitable for SMT.
- Using terminal electrode structure to restrain the parasitic component effect quite caused by lead.
- Excellent in solderability and heat resistance.
- Best frequency special property and intense ability to resist interference.
- Operating temperature:-40℃ ~ +85℃.

**■ Applications**

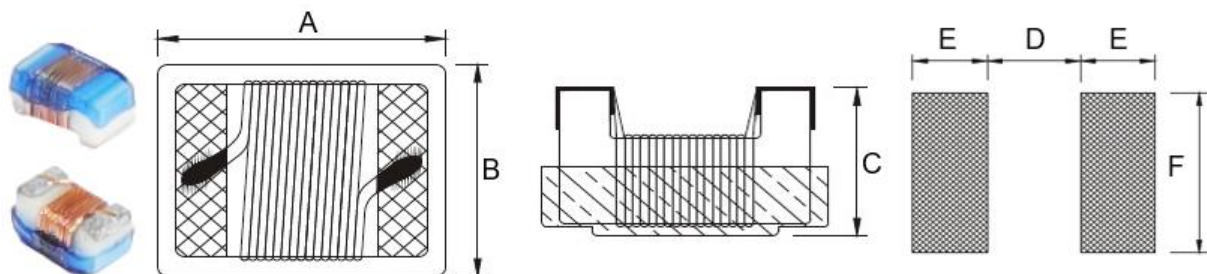
- Protable communication equipment and PDA,high speed electronic device.
- Used for radiation high speed noise suppression.

**■ Product Identification**

**YWLD** □□□□ - □□□ - □  
 (1)            (2)            (3)            (4)

- (1) : Type
- (2) : Dimensions
- (3) : Inductance value
- (4) : Inductance Tolerance: M=±20%,K=±10%,J=±5%

**■ Shapes and Dimensions (Unit: mm)**



TYPE	A Max.	B Max.	C Max.	D Typ.	E Typ.	F Typ.
YWLD2012	2.40	1.73	1.52	0.76	1.02	1.78

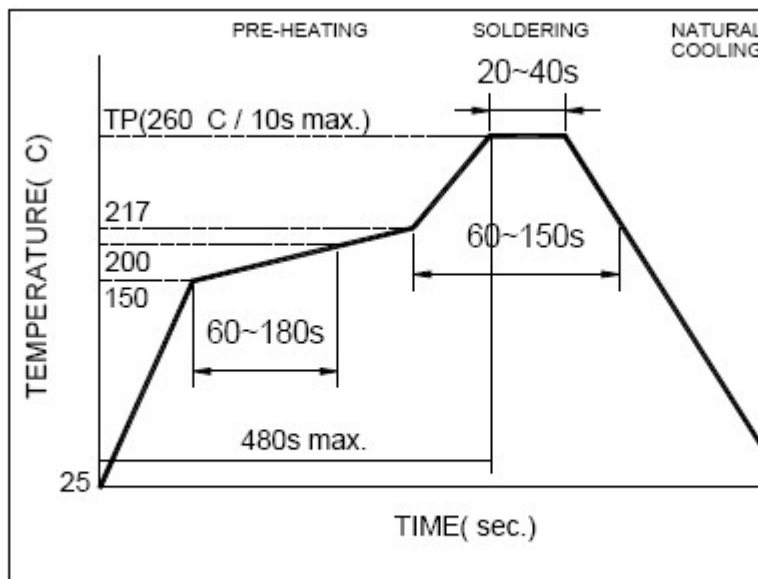
### ■ YWLD2012 Series

Part Number	L (uH)	Freq. (MHz)	Q Typ.	SRF Typ. (MHz)	Rdc Max. ( $\Omega$ )	Irms Typ. (mA)
YWLD2012-R68□	0.68	7.9	14	765	0.192	1200
YWLD2012-1R0□	1.0	7.9	14	208	0.169	1100
YWLD2012-1R2□	1.2	7.9	14	208	0.169	960
YWLD2012-1R5□	1.5	7.9	14	130	0.220	880
YWLD2012-1R8□	1.8	7.9	14	112	0.260	860
YWLD2012-2R2□	2.2	7.9	12	80	0.312	740
YWLD2012-3R3□	3.3	7.9	12	50	0.360	620
YWLD2012-4R7□	4.7	7.9	14	51	0.559	520
YWLD2012-5R6□	5.6	7.9	12	42	0.650	480
YWLD2012-6R8□	6.8	7.9	14	35	0.880	420
YWLD2012-8R2□	8.2	7.9	13	33	0.940	400
YWLD2012-100□	10	2.5	14	25	1.170	300
YWLD2012-120□	12	2.5	14	30	1.500	290
YWLD2012-150□	15	2.5	15	28	1.820	280
YWLD2012-180□	18	2.5	15	27	2.010	260
YWLD2012-220□	22	2.5	15	20	2.288	240
YWLD2012-470□	47	2.5	14	15	4.420	160

- ※ Rating DC current:temperature rise( $\Delta T$ ) is 40 °C approximately at Irms.
- ※ Saturation DC current:Inductance drop approximately 30% of L0 at Isat.
- ※ Storage temp.: -10°C ~ + 40°C R.H.:65% Max.
- ※ Moisture sensitivity level(MSL)2(1 year floor life at<30°C/65% relative humidity)

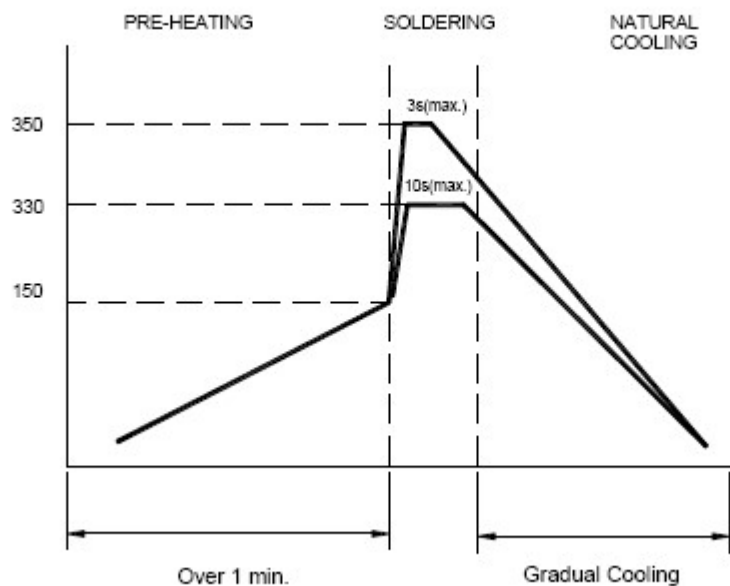
**■ Soldering Conditions**

**Figure 1.  
Re-flow  
Soldering  
(Lead Free)**



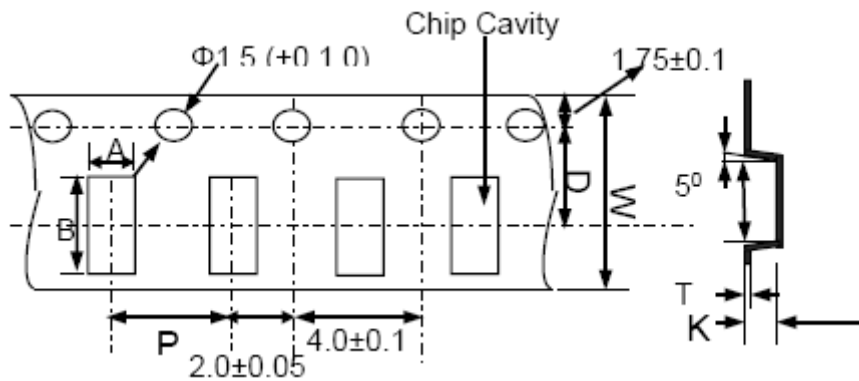
- Note:
- Preheat circuit and products to 150°C
  - 260°C tip temperature (max)
  - Reflow times: no more than 2 times
  - Solder paste thickness: the best 0.08mm is ,but max is 0.1mm

**Figure 2.  
Hand  
Soldering**



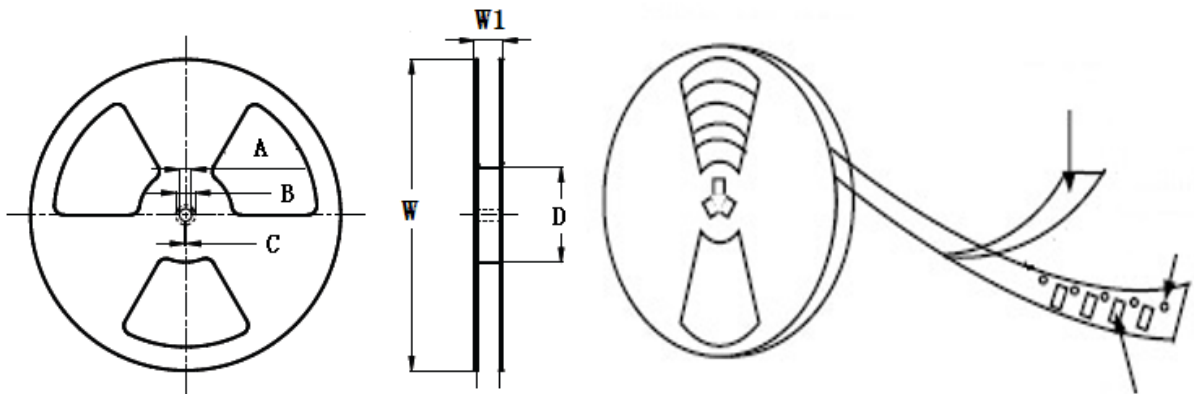
- Note:
- Use a 20 watt soldering iron with tip diameter of 1.0mm
  - Limit soldering time to 3 sec.

**■ Taping Dimensions(Unit:mm)**



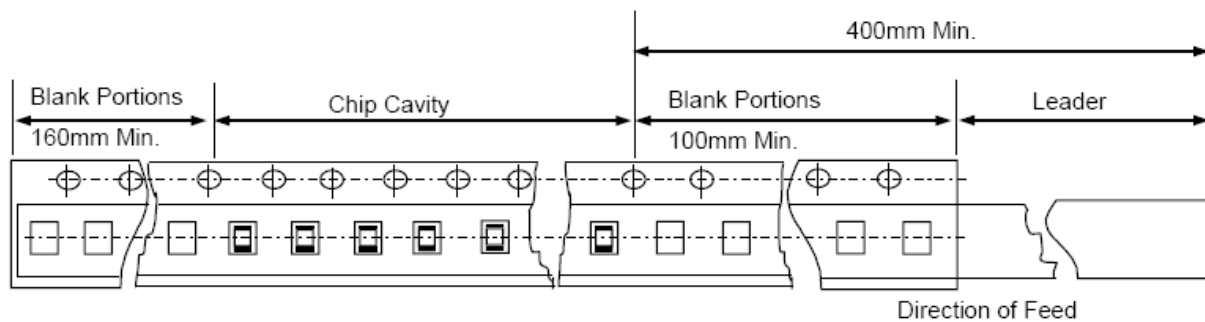
TYPE	W	A	B	D	P	K Max	T Max	MPQ
YWLD2012	8.00	1.50	2.30	3.50	4.00	1.10	0.30	3000

**■ Reel Dimensions(Unit:mm)**

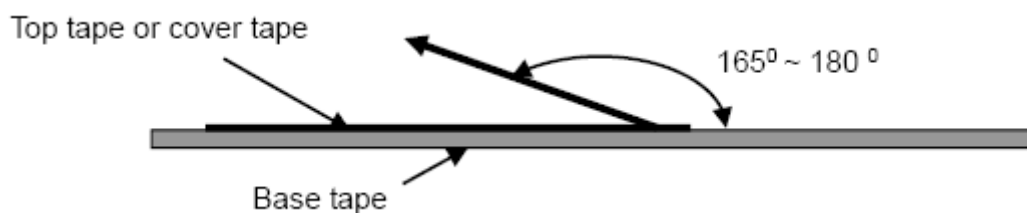


TYPE	W	W1	A	B	C	D
YWLD2012	$178 \pm 2.0$	$8.40 \pm 1.50$	$4.3 \pm 0.20$	$5.0 \pm 0.10$	$3.0 \pm 0.10$	$58 \pm 2.0$

**Leader and Blank portion**



1. Missing chips number within 0.1% of the number per reel or 1pcs, whichever is greater, and are not continuous.
2. The top tape and bottom tape shall not protrude beyond the edges of the tape and shall not cover sprocket hole.
3. Cumulative tolerance of sprocket holes, 10 pitches:  $\pm 0.3\text{mm}$ .
4. Peeling off force: 10gf to 100gf in the direction show below for 8mm carrier tapes and 10gf to 130gf for 12mm to 56mm wide carrier tapes.



## X-ON Electronics

Largest Supplier of Electrical and Electronic Components

*Click to view similar products for [Fixed Inductors](#) category:*

*Click to view products by [YJYCOIN](#) manufacturer:*

Other Similar products are found below :

[CR32NP-100KC](#) [CR54NP-470LC](#) [70F224AI](#) [MGDQ4-00004-P](#) [MHQ1005P10NJ](#) [MHQ1005P1N0S](#) [MHQ1005P2N4S](#) [MHQ1005P3N6S](#)  
[MHQ1005P5N1S](#) [MHQ1005P8N2J](#) [PE-53601NL](#) [PE-53602NL](#) [PG0936.113NLT](#) [9220-20](#) [9310-16](#) [PM06-2N7](#) [PM06-39NJ](#) [A01TK](#)  
[1206CS-471XJ](#) [HC2-R47-R](#) [HC8-1R2-R](#) [HCF1305-3R3-R](#) [1206CS-151XG](#) [RCH664NP-140L](#) [RCH664NP-4R7M](#) [RCP1317NP-391L](#)  
[RCR110DNP-331L](#) [DH2280-4R7M](#) [DS1608C-106](#) [B10TJ](#) [B82498B3101J000](#) [ELJ-RE27NJF2](#) [1812CS-153XJ](#) [1812CS-183XJ](#) [1812CS-](#)  
[223XJ](#) [1812LS-104XJ](#) [1812LS-105XJ](#) [1812LS-124XJ](#) [1812LS-154XJ](#) [1812LS-223XJ](#) [1812LS-224XJ](#) [1812LS-563XJ](#) [1812LS-683XJ](#)  
[1812LS-824XJ](#) [NIN-FB101JTR110F](#) [NIN-FB471JTR62F](#) [NIN-FC1R5JTR220F](#) [NIN-HCR15JTRF](#) [NIN-HCR33JTRF](#) [NIN-HDR22JTRF](#)