

1N4001 THRU 1N4007

FEATURES

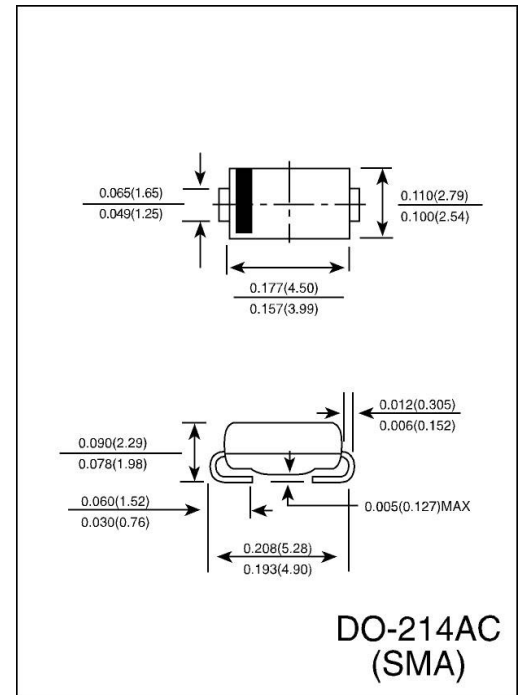
- Glass passivated chip junction
- Ideal for surface mounted applications
- Low leakage
- High forward surge current capability.
- High temperature soldering guaranteed:
260°C/10 seconds at terminals.

MECHANICAL DATA

- Case: Transfer molded plastic
- Epoxy: UL94V - 0 rate flame retardant.
- Polarity: Color band denotes cathode end
- Lead: Plated terminals solderable per MIL - STD - 202E
method 208C
- Weight: 0.002 ounce, 0.057 gram

MAXIMUM RATINGS AND ELECTRICAL CHARACTERISTICS

- Ratings at 25°C ambient temperature unless otherwise specified
- Single phase, half wave, 60Hz, resistive or inductive load.
- For capacitive load derate current by 20%



CatalogNumber	SYMBOLS	1N4001	1N4002	1N4003	1N4004	1N4005	1N4006	1N4007	UNITS
Maximum Repetitive Peak Reverse Voltage	V_{RRM}	50	100	200	400	600	800	1000	Volts
Maximum RMS Voltage	V_{RMS}	35	70	140	280	420	560	700	Volts
Maximum DC Blocking Voltage	V_{DC}	50	100	200	400	600	800	1000	Volts
Maximum Average Forward Rectified Current, at $T_A = 75^\circ\text{C}$	$I_{(AV)}$	1.0							Amp
Peak Forward Surge Current 8.3ms single half sine-wave superimposed on rated load (JEDEC Method)	I_{FSM}	30							Amps
Maximum Instantaneous Forward Voltage Drop at 1.0A	V_F	1.1							Volts
Maximum DC Reverse Current at rated DC blocking voltage	I_R	$T_C = 25^\circ\text{C}$		5.0				μA	
		$T_A = 125^\circ\text{C}$		50					
Maximum Full Load Reverse Current, full cycle average at $T_A = 75^\circ\text{C}$	$I_{R(AV)}$	30							μA
Typical Junction Capacitance (Note 1)	C_J	15							pF
Typical Thermal Resistane (Note 2)	$R_{\theta JA}$	75							$^\circ\text{C}/\text{w}$
Operating and Storage Temperature Range	T_J, T_{STG}	(-65 to +175)							$^\circ\text{C}$

NOTES:

1. Measured at 1.0 MHz and applied average voltage of 4.0 volts.
2. 6.0 X 6.0mm² copper pads to each terminal.

1N4001 THRU 1N4007

FIG.1-TYPICAL FORWARD CURRENT DERATING CURVE

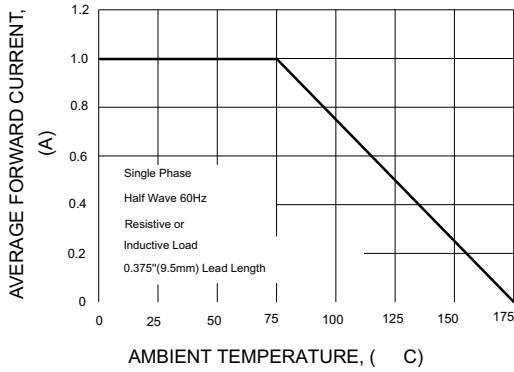


FIG.2-MAXIMUM NON-REPETITIVE PEAK FORWARD SURGE CURRENT

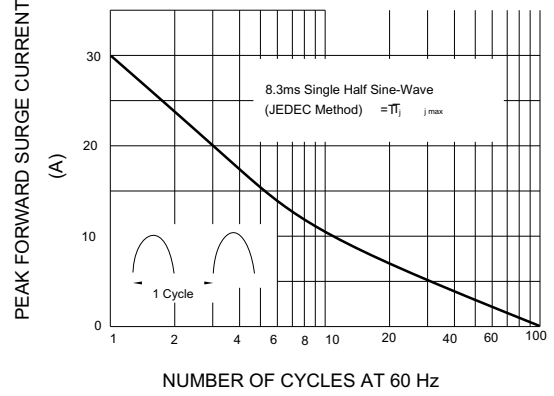


FIG.3-TYPICAL INSTANTANEOUS FORWARD CHARACTERISTICS

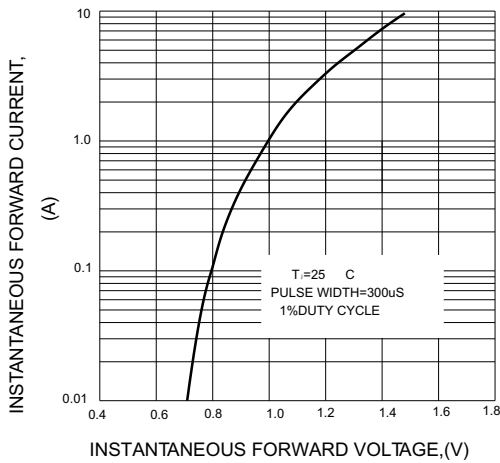


FIG.4-TYPICAL REVERSE CHARACTERISTICS

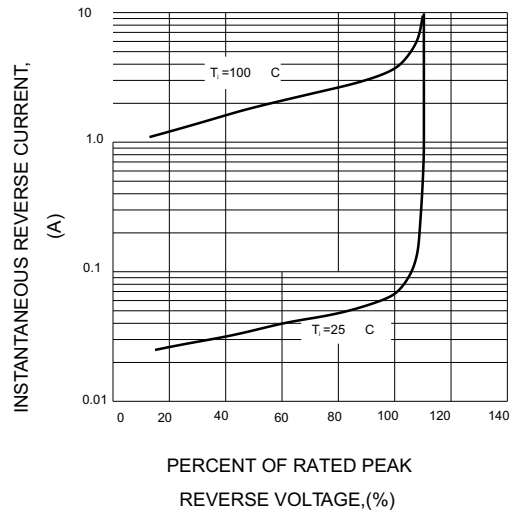
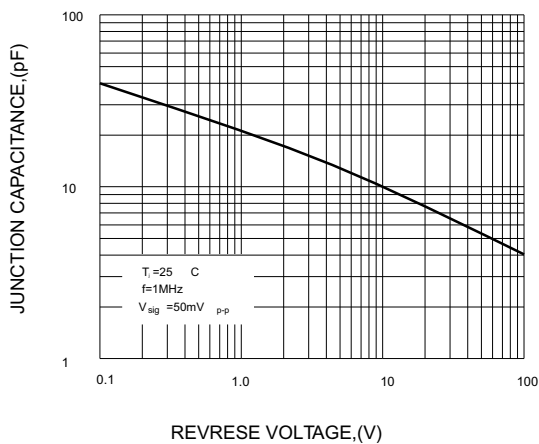


FIG.5-TYPICAL JUNCTION CAPACITANCE



X-ON Electronics

Largest Supplier of Electrical and Electronic Components

Click to view similar products for [Diodes - General Purpose, Power, Switching category:](#)

Click to view products by [Yongyutai Electronics manufacturer:](#)

Other Similar products are found below :

[MMBD3004S-13-F](#) [1N3611](#) [NTE156A](#) [NTE6244](#) [1SS400CST2RA](#) [SDAA13](#) [SHN2D02FUTW1T1G](#) [1N4449](#) [1N456A](#) [1N914BTR](#)
[D291S45T](#) [BAS 16-02L E6327](#) [BAS 16-02V H6327](#) [BAS 21U E6327](#) [BAS 28 E6327](#) [BAW56DWQ-7-F](#) [BAW56M3T5G](#) [BAW75-TAP](#)
[MM230L-CAA](#) [IDW40E65D1](#) [JAN1N3600](#) [JAN1N4454UR-1](#) [SMMSD4148T3G](#) [BYW95B/A52A](#) [NSVDAN222T1G](#) [CDSZC01100-HF](#)
[BAV70HDW-7](#) [BAS28-7](#) [JANTX1N6640](#) [BAW56HDW-13](#) [BAS28 TR](#) [VS-HFA04SD60STR-M3](#) [1SS388-TP](#) [BAV99TQ-13-F](#)
[BAV99HDW-13](#) [1N4004](#) [MMDB30-E28X](#) [LS4148](#) [IDV15E65D2](#) [W0503RH200S0L](#) [M0268SJ200NLF](#) [M0268RJ200NLF](#) [S3MBF](#) [US1J](#)
[DAN217U-TP](#) [SHV-06JNS-Q](#) [IDW30C65D1](#) [IDW80C65D1](#) [VS-HFA30TA60CSR-M3](#) [M1MA152WAT1](#)