

N-Channel MOSFET

Features


- Advanced high cell density Trench technology
- Super Low Gate Charge
- Excellent CdV/dt effect decline
- Green Device Available

Application

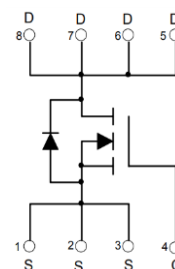
- High Frequency Point-of-Load Synchronous Buck Converter for MB/NB/UMPC/VGA
- Networking DC-DC Power System
- Load Switch

Product Summary

V_{DS}	$R_{DS(ON)}$ MAX	I_D MAX
30V	16m Ω @10V	10A
	23m Ω @4.5V	



SOP-8 top view



Schematic diagram

Absolute Maximum Ratings (TA=25°C unless otherwise noted)				
Symbol	Parameter		Rating	Unit
Common Ratings (TC=25°C Unless Otherwise Noted)				
V_{DS}	Drain-Source Breakdown Voltage		30	V
V_{GS}	Gate-Source Voltage		± 20	V
T_J	Maximum Junction Temperature		150	°C
T_{STG}	Storage Temperature Range		-55 to 150	°C
I_S	Diode Continuous Forward Current	$T_c=25^\circ\text{C}$	10	A
Mounted on Large Heat Sink				
I_{DM}	Pulse Drain Current Tested	$T_c=25^\circ\text{C}$	40	A
I_D	Continuous Drain Current@GS=10V	$T_c=25^\circ\text{C}$	10	A
P_D	Maximum Power Dissipation	$T_c=25^\circ\text{C}$	1.4	W
$R_{\theta JA}$	Thermal Resistance Junction-Ambient>(*1 in2 Pad of 2-oz Copper), Max.)		89	°C/W

Electrical Characteristics (T_J=25°C unless otherwise noted)						
Symbol	Parameter	Condition	Min	Typ	Max	Unit
Static Electrical Characteristics @ T_J = 25°C (unless otherwise stated)						
BV _{(BR)DSS}	Drain-Source Breakdown Voltage	VGS=0V, ID=250μA	30	--	--	V
I _{DSS}	Zero Gate Voltage Drain Current	VDS=30V, VGS=0V	--	--	1	μA
I _{GSS}	Gate-Body Leakage Current	VGS=±20V, VDS=0V	--	--	±100	nA
V _{GS(th)}	Gate Threshold Voltage	VDS=VGS, ID=250μA	1	1.5	2.5	V
R _{DS(on)}	Drain-Source On-State Resistance	VGS=10V, ID=8A	--	11.5	16	mΩ
		VGS=4.5V, ID=6A	--	18	23	
Dynamic Electrical Characteristics @ T_J = 25°C (unless otherwise stated)						
C _{ISS}	Input Capacitance	VDS=15V, VGS=0V, f=1MHz	--	--	1250	pF
C _{OSS}	Output Capacitance		--	180	--	pF
C _{RSS}	Reverse Transfer Capacitance		--	110	--	pF
Switching Characteristics						
Q _g	Total Gate Charge	VDS=15V, ID=8A, VGS=10V	--	15	--	nC
Q _{gs}	Gate Source Charge		--	2.5	--	nC
Q _{gd}	Gate Drain Charge		--	3	--	nC
t _{d(on)}	Turn-on Delay Time	VDS=15V, RL=1.8Ω, VGS=10V, RG=3Ω	--	5	--	nS
t _r	Turn-on Rise Time		--	3.5	--	nS
t _{d(off)}	Turn-Off Delay Time		--	19	--	nS
t _f	Turn-Off Fall Time		--	3.5	--	nS
Source- Drain Diode Characteristics						
V _{SD}	Forward on voltage	T _J =25°C, I _S =1A,	--	--	1.2	V

Typical Operating Characteristics

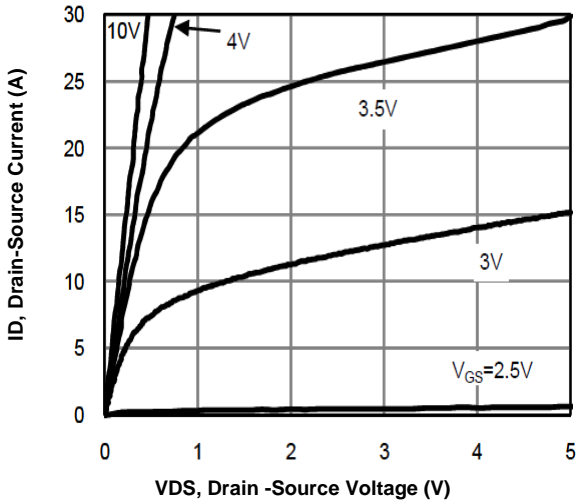


Fig1. Typical Output Characteristics

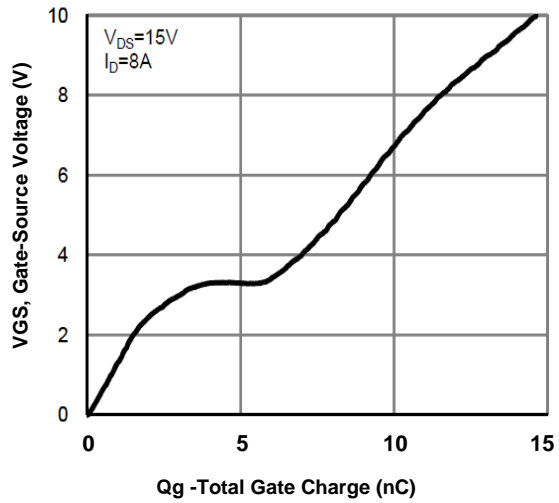


Fig2. Typical Gate Charge Vs. Gate-Source Voltage

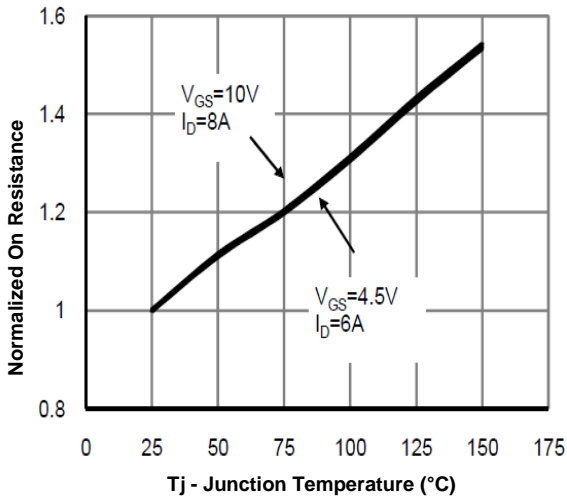


Fig3. Normalized On-Resistance Vs. Temperature

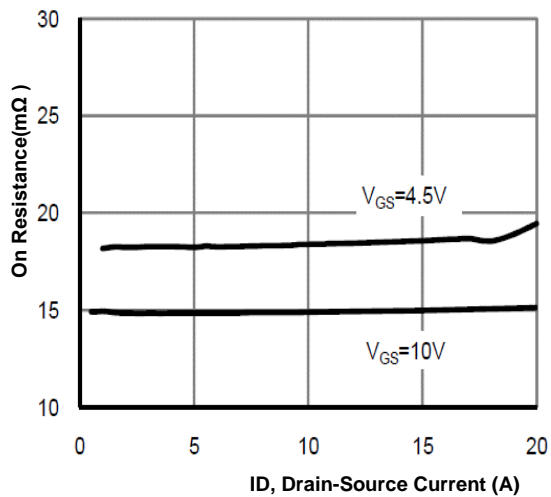


Fig4. On-Resistance Vs. Drain-Source Current

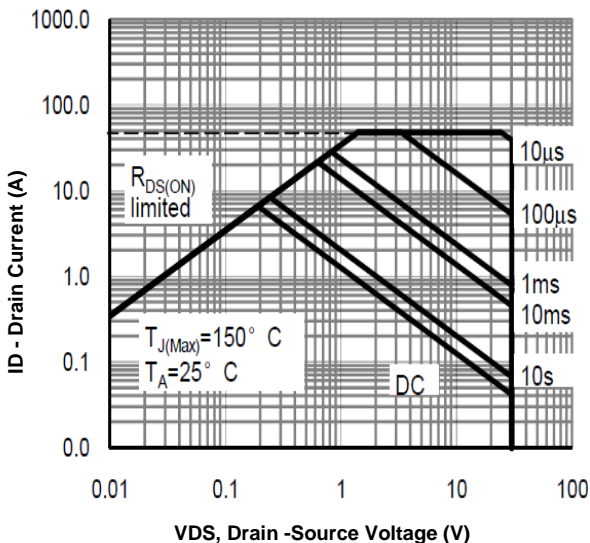


Fig5. Maximum Safe Operating Area

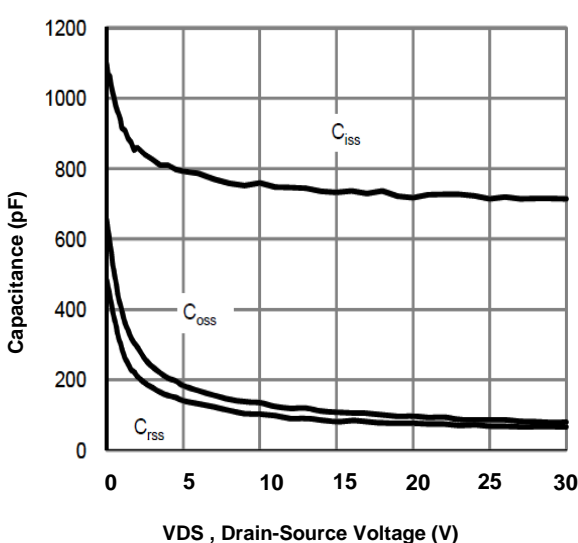
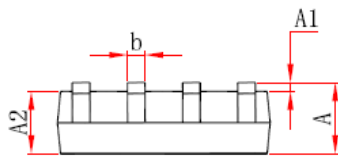
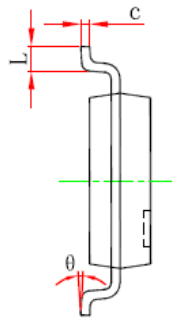
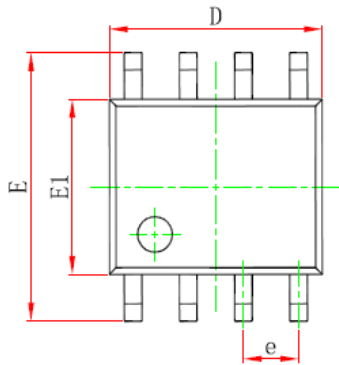


Fig6. Typical Capacitance Vs. Drain-Source Voltage

SOP-8 Package information



Symbol	Dimensions in Millimeters		Dimensions in Inches	
	Min	Max	Min	Max
A	1.450	1.750	0.053	0.069
A1	0.100	0.250	0.004	0.010
A2	1.350	1.550	0.053	0.061
b	0.330	0.510	0.013	0.020
c	0.170	0.250	0.007	0.010
D	4.700	5.100	0.185	0.201
e	1.270 (BSC)		0.050 (BSC)	
E	5.800	6.200	0.228	0.244
E1	3.800	4.000	0.150	0.157
L	0.400	1.270	0.016	0.050
θ	0°	8°	0°	8°

X-ON Electronics

Largest Supplier of Electrical and Electronic Components

Click to view similar products for [MOSFET](#) category:

Click to view products by [Yongyutai Electronics](#) manufacturer:

Other Similar products are found below :

[IRFD120](#) [JANTX2N5237](#) [2SK2267\(Q\)](#) [BUK455-60A/B](#) [TK100A10N1,S4X\(S](#) [MIC4420CM-TR](#) [VN1206L](#) [NDP4060](#) [SI4482DY](#)
[IRS2092STRPBF-EL](#) [IPS70R2K0CEAKMA1](#) [TK31J60W5,S1VQ\(O](#) [TK31J60W,S1VQ\(O](#) [TK16J60W,S1VQ\(O](#) [2SK2614\(TE16L1,Q\)](#)
[DMN1017UCP3-7](#) [EFC2J004NUZTDG](#) [P85W28HP2F-7071](#) [DMN1053UCP4-7](#) [NTE2384](#) [DMC2700UDMQ-7](#) [DMN2080UCB4-7](#)
[DMN61D9UWQ-13](#) [US6M2GTR](#) [DMN31D5UDJ-7](#) [DMP22D4UFO-7B](#) [IPS60R3K4CEAKMA1](#) [DMN1006UCA6-7](#) [DMN16M9UCA6-7](#)
[STF5N65M6](#) [IRF40H233XTMA1](#) [STU5N65M6](#) [DMN6022SSD-13](#) [DMN13M9UCA6-7](#) [DMTH10H4M6SPS-13](#) [IPS60R360PFD7SAKMA1](#)
[DMN2990UFB-7B](#) [SSM3K35CT,L3F](#) [IPLK60R1K0PFD7ATMA1](#) [2N7002W-G](#) [MCAC30N06Y-TP](#) [IPWS65R035CFD7AXKSA1](#)
[MCQ7328-TP](#) [SSM3J143TU,LXHF](#) [DMN12M3UCA6-7](#) [PJMF280N65E1_T0_00201](#) [PJMF380N65E1_T0_00201](#)
[PJMF280N60E1_T0_00201](#) [PJMF600N65E1_T0_00201](#) [PJMF900N65E1_T0_00201](#)