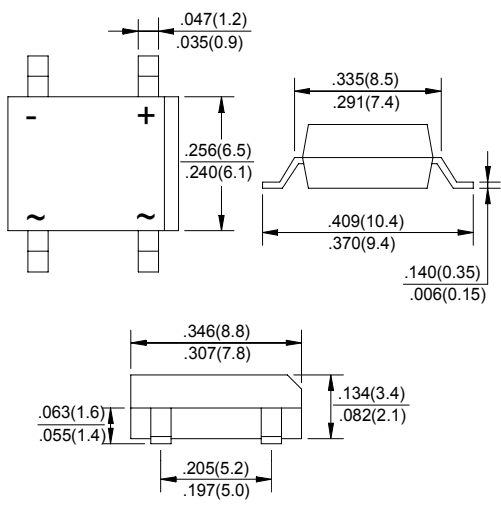


DB201S THRU DB207S

BRIDGE RECTIFIERS	Voltage Range - 50 to 1000 Volts Current -2.0 Ampere								
<p style="text-align: center;">DBS</p>  <p style="text-align: center;">Dimensions in inches and (millimeters)</p>	<p>Features</p> <ul style="list-style-type: none"> ➤ The plastic package carries Underwriters Laboratory Flammability Classification 94V-0 ➤ Idea for printed circuit board ➤ Glass passivated Junction chip ➤ Low reverse leakage ➤ High forward surge current capability ➤ High temperature soldering guaranteed 250°C/10 seconds at terminals <p>Mechanical Data</p> <p>Case : Molded plastic body</p> <p>Terminals : Solder plated, solderable per MIL-STD-750, Method 2026</p> <p>Polarity : Polarity symbol marking on body</p> <p>Mounting Position : Any</p> <p>Weight : 0.0078 ounce, 0.22 grams</p>								
Maximum Ratings And Electrical Characteristics									
Ratings at 25°C ambient temperature unless otherwise specified. Single phase half-wave 60Hz, resistive or inductive load, for capacitive load current derate by 20%.									
Parameter	SYMBOLS	DB201S	DB202S	DB203S	DB204S	DB205S	DB206S	DB207S	UNITS
Maximum repetitive peak reverse voltage	V_{RRM}	50	100	200	400	600	800	1000	V
Maximum RMS voltage	V_{RMS}	35	70	140	280	420	560	700	V
Maximum DC blocking voltage	V_{DC}	50	100	200	400	600	800	1000	V
Maximum average forward rectified current at $T_L=100^\circ\text{C}$	$I_{(AV)}$	2.0							A
Peak forward surge current, 8.3ms single half sine-wave superimposed on rated load	I_{FSM}	60.0							A
Rating for fusing ($t=8.3\text{ms}$, $T_a=25^\circ\text{C}$)	I_t^2	14.9							A_s^2
Maximum instantaneous forward voltage at 2.0A	V_F	1.10							V
Maximum DC reverse current $T_A=25^\circ\text{C}$ at rated DC blocking voltage $T_A=125^\circ\text{C}$	I_R	5.0 500							μA
Typical junction capacitance (Note 1)	C_J	25.0							pF
Typical thermal resistance	R_{qJA}	70.0							$^\circ\text{C/W}$
Operating junction and storage temperature range	T_J, T_{STG}	-55 to +150							$^\circ\text{C}$
Note: 1. Measured at 1MHz and applied reverse voltage of 4.0V D.C.									

DB201S THRU DB207S

Ratings And Characteristic Curves

FIG. 1- DERATING CURVE OUTPUT RECTIFIED CURRENT

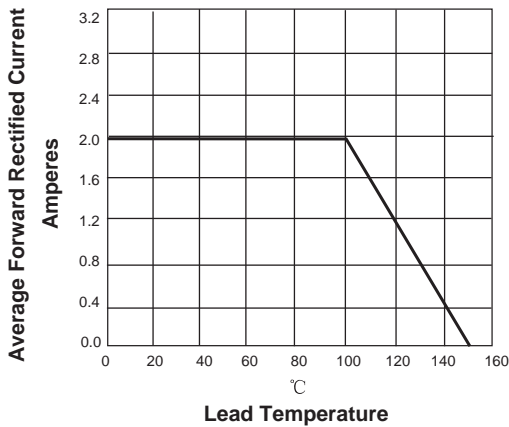


FIG. 2-MAXIMUM NON-REPETITIVE PEAK FORWARD SURGE CURRENT PER LEG

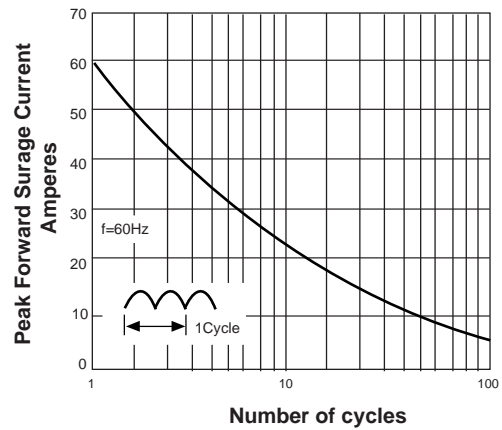


FIG. 3-TYPICAL FORWARD VOLTAGE CHARACTERISTICS

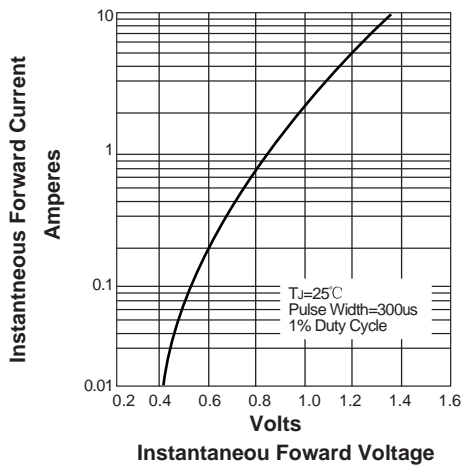
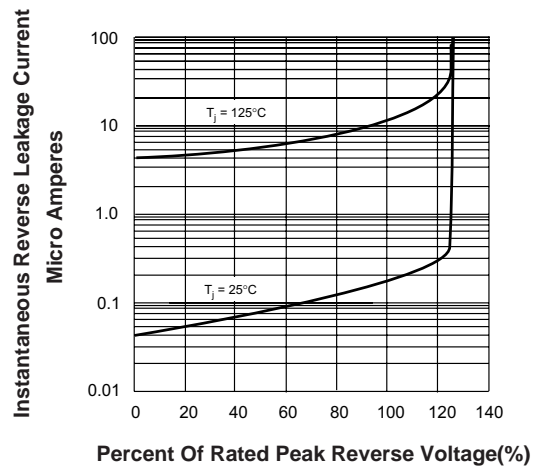


FIG. 4-TYPICAL REVERSE LEAKAGE CHARACTERISTICS



X-ON Electronics

Largest Supplier of Electrical and Electronic Components

Click to view similar products for [Bridge Rectifiers](#) category:

Click to view products by [Yongyutai Electronics](#) manufacturer:

Other Similar products are found below :

[MB2510](#) [MB252](#) [MB356G](#) [MB358G](#) [MP358-BP](#) [90MT160KPBF](#) [GBJ1504-BP](#) [GBU10B-BP](#) [GBU15J-BP](#) [GBU15K-BP](#) [GBU4A-BP](#)
[GBU4D-BP](#) [GBU6B-E3/45](#) [GSIB680-E3/45](#) [DB101-BP](#) [DF01](#) [DF10SA-E345](#) [BU1508-E3/45](#) [BU1510-E3/45](#) [KBPC50-10S](#) [RS405GL-BP](#)
[G5SBA60-E3/51](#) [GBJ1502-BP](#) [GBU10J-BP](#) [GBU6M](#) [GBU8D-BP](#) [GBU8J-BP](#) [GSIB1520-E3/45](#) [TB102M](#) [MB1510](#) [MB6M-G](#) [MB86](#)
[TL401G](#) [MDA920A2](#) [TU602](#) [TU810](#) [MP501W-BP](#) [MP502-BP](#) [BR1005-BP](#) [BR101-BP](#) [BR84DTP204](#) [BU1010A-E3/51](#) [BU1508-E3/51](#)
[BU2008-E3/51](#) [US15KB80R-7000](#) [KBPC25-02](#) [VS-2KBB60](#) [VS-60MT120KPBF](#) [DB105-BP](#) [DF1510S](#)