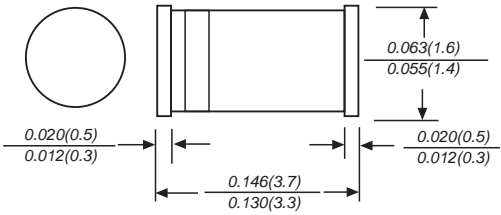


# DL5221B THRU DL5263B

<p style="text-align: center;"><b>LL-34</b></p>  <p>Dimensions (Inches / Millimeters):</p> <ul style="list-style-type: none"> <li>Lead diameter: 0.020(0.5) / 0.012(0.3)</li> <li>Lead length: 0.146(3.7) / 0.130(3.3)</li> <li>Case diameter: 0.063(1.6) / 0.055(1.4)</li> <li>Case length: 0.020(0.5) / 0.012(0.3)</li> </ul>	<p style="text-align: center;"><b>FEATURE</b></p> <ul style="list-style-type: none"> <li>◆ Low zener impedance</li> <li>◆ Low regulation factor</li> <li>◆ Glass passivated junction</li> <li>◆ High temperature soldering guaranteed: 260°C/10S at terminals</li> </ul>		
<p style="text-align: center;"><b>MECHANICAL DATA</b></p> <p><b>Case:</b> MINI MELF molded glass body</p> <p><b>Terminals:</b> Plated leads, solderable per MIL-STD 750, method 2026</p> <p><b>Polarity:</b> Color band denotes cathode end</p> <p><b>Mounting Position:</b> Any</p> <p><b>Weight:</b> 0.002 ounce, 0.05 grams</p>			
<p style="text-align: center;"><b>MAXIMUM RATINGS AND ELECTRICAL CHARACTERISTICS</b></p>			
<p>Ratings at 25°C ambient temperature unless otherwise specified.</p>			
<p>Catalog Number</p>	<p>Symbols</p>	<p>Value</p>	<p>Units</p>
<p>Zener Current see Table Characteristics</p>			
<p>Power Dissipation at Tamb=25°C(Note 1)</p>	<p>P<sub>tot</sub></p>	<p>500</p>	<p>mW</p>
<p>Junction Temperature</p>	<p>T<sub>j</sub></p>	<p>200</p>	<p>°C</p>
<p>Storage Temperature Range</p>	<p>T<sub>STG</sub></p>	<p>-65 to + 200</p>	<p>°C</p>
<p>Thermal resistance junction ambient(Note 1)</p>	<p>R<sub>θJA</sub></p>	<p>0.3</p>	<p>K/mW</p>
<p>Forward voltage at I<sub>F</sub>=200mA</p>	<p>V<sub>F</sub></p>	<p>1.1</p>	<p>V</p>
<p>Note 1: Valid provided that leads at a distance of 10mm from case are kept at ambient temperature</p>			

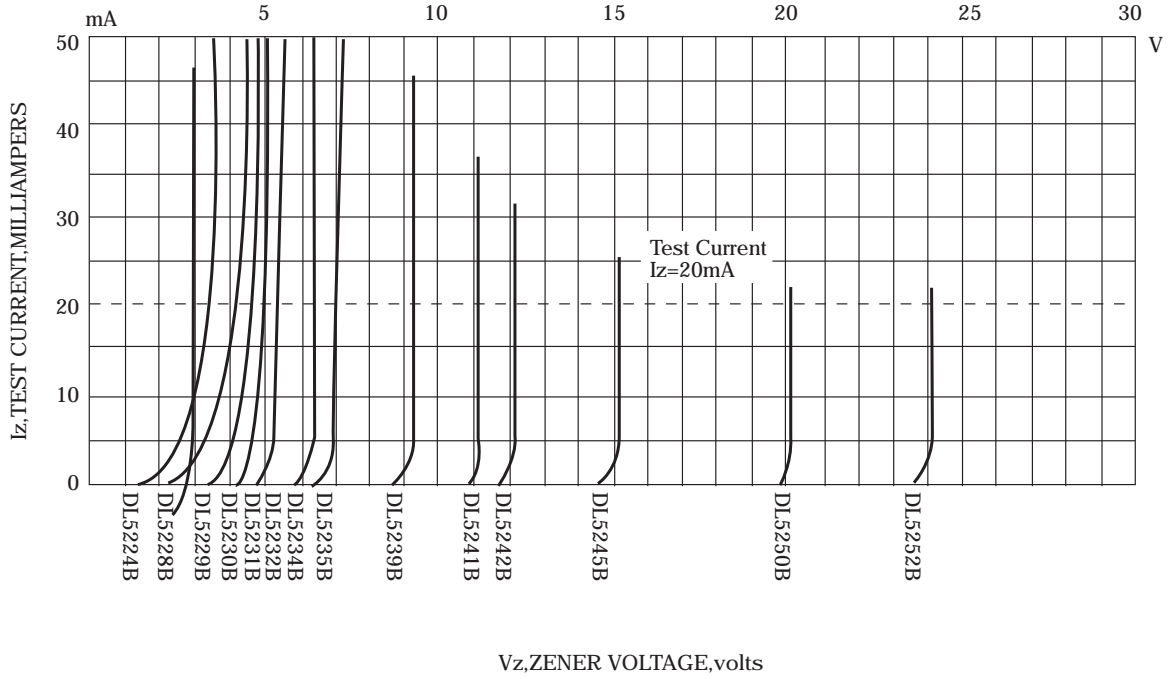
## ELECTRICAL CHARACTERISTICS (at TA=25°C unless otherwise noted)

Device Type	Nominal Zener Voltage V <sub>Z</sub> @I <sub>ZT</sub> (Volts)	Test Current I <sub>ZT</sub> (mA)	Maximum Zener Impedance		Maximum Reverse Leakage Current		Typical Temperature Coefficient (%/°C)	Maximum Regulator Current I <sub>ZM</sub> mA
			Z <sub>ZT</sub> @I <sub>ZT</sub>	Z <sub>ZK</sub> @I <sub>ZK</sub> =0.25mA	I <sub>R</sub>	@V <sub>R</sub>		
			Ohms	Ohms	μA	Volts		
DL5221B	2.4	20	30	1200	100	1.0	-0.085	191
DL5222B	2.5	20	30	1250	100	1.0	-0.085	182
DL5223B	2.7	20	30	1300	75	1.0	-0.080	168
DL5224B	2.8	20	30	1400	75	1.0	-0.080	162
DL5225B	3.0	20	29	1600	50	1.0	-0.075	151
DL5226B	3.3	20	28	1600	25	1.0	-0.070	138
DL5227B	3.6	20	24	1700	15	1.0	-0.065	126
DL5228B	3.9	20	23	1900	10	1.0	-0.060	115
DL5229B	4.3	20	22	2000	5.0	1.0	±0.055	106
DL5230B	4.7	20	19	1900	5.0	2.0	±0.030	97
DL5231B	5.1	20	17	1600	5.0	2.0	±0.030	89
DL5232B	5.6	20	11	1600	5.0	3.0	+0.038	81
DL5233B	6.0	20	7	1600	5.0	3.5	+0.038	76
DL5234B	6.2	20	7	1000	5.0	4.0	+0.045	73
DL5235B	6.8	20	5	750	3.0	5.0	+0.050	67
DL5236B	7.5	20	6	500	3.0	6.0	+0.058	61
DL5237B	8.2	20	8	500	3.0	6.5	+0.062	55
DL5238B	8.7	20	8	600	3.0	6.5	+0.065	52
DL5239B	9.1	20	10	600	3.0	7.0	+0.068	50
DL5240B	10	20	17	600	3.0	8.0	+0.075	45
DL5241B	11	20	22	600	2.0	8.4	+0.076	41
DL5242B	12	20	30	600	1.0	9.1	+0.077	38
DL5243B	13	9.5	13	600	0.5	9.9	+0.079	35
DL5244B	14	9.0	15	600	0.1	10	+0.082	32
DL5245B	15	8.5	16	600	0.1	11	+0.082	30
DL5246B	16	7.8	17	600	0.1	12	+0.083	28
DL5247B	17	7.4	19	600	0.1	13	+0.084	27
DL5248B	18	7.0	21	600	0.1	14	+0.085	25
DL5249B	19	6.6	23	600	0.1	14	+0.085	24
DL5250B	20	6.2	25	600	0.1	15	+0.086	23
DL5251B	22	5.6	29	600	0.1	17	+0.087	21.2
DL5252B	24	5.2	33	600	0.1	18	+0.088	19.1
DL5253B	25	5.0	35	600	0.1	19	+0.089	18.2
DL5254B	27	4.6	41	600	0.1	21	+0.090	16.8
DL5255B	28	4.5	44	600	0.1	21	+0.091	16.2
DL5256B	30	4.2	49	600	0.1	23	+0.091	15.1
DL5257B	33	3.8	58	700	0.1	25	+0.092	13.8
DL5258B	36	3.4	70	700	0.1	27	+0.093	12.6
DL5259B	39	3.2	80	800	0.1	30	+0.094	11.5
DL5260B	43	3.0	93	900	0.1	33	+0.095	10.6
DL5261B	47	2.7	150	1000	0.1	36	+0.095	9.7
DL5262B	51	2.5	125	1100	0.1	39	+0.096	8.9
DL5263B	56	2.2	150	1300	0.1	43	+0.096	8.1

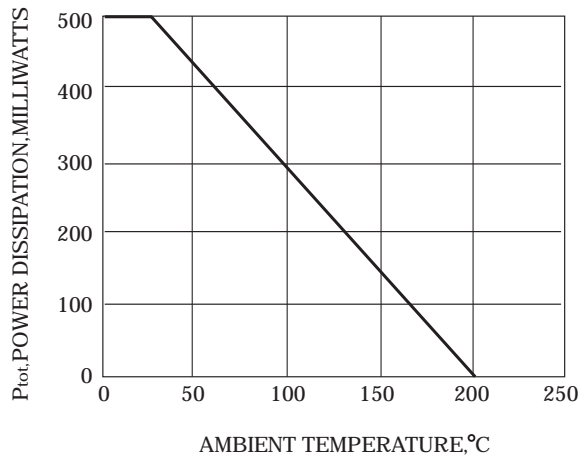
Note 1: Suffix "B" indicate ±5% tolerance

# RATINGS AND CHARACTERISTIC CURVES DL/ZMM52 SERIES

## Breakdown characteristics



Admissible power dissipation versus ambient temperature  
Valid provided that leads are kept at ambient temperature at a distance of 10mm from case



The cruve graph is for reference only, can't be the basis for judgment(曲线图仅供参考)!

## X-ON Electronics

Largest Supplier of Electrical and Electronic Components

*Click to view similar products for [Zener Diodes](#) category:*

*Click to view products by [Yongyutai Electronics](#) manufacturer:*

Other Similar products are found below :

[RKZ13B2KG#P1](#) [DL5234B](#) [EDZTE6113B](#) [1N4682](#) [1N4691](#) [1N4693](#) [1N4732A](#) [1N4736A](#) [1N4750A](#) [1N4759ARL](#) [1N5241B](#) [1N5365B](#)  
[1N5369B](#) [1N747A](#) [1N959B](#) [1N964B](#) [1N966B](#) [1N968B](#) [1N972B](#) [NTE5121A](#) [NTE5147A](#) [NTE5152A](#) [NTE5155A](#) [NTE5164A](#)  
[JANS1N4974US](#) [JANTX1N5907](#) [1N4692](#) [1N4700](#) [1N4702](#) [1N4704](#) [1N4711](#) [1N4714](#) [1N4737A](#) [1N4745ARL](#) [1N4752A](#) [1N4752ARL](#)  
[1N4760ARL](#) [1N5221B](#) [1N5231B-TR](#) [1N5236B](#) [1N5241BTR](#) [1N5242BTR](#) [1N5350B](#) [1N5352B](#) [1N961BRR1](#) [1N964BRL](#) [RKZ5.1BKU#P6](#)  
[3SMAJ5946B-TP](#) [3SMAJ5950B-TP](#) [3SMBJ5925B-TP](#)