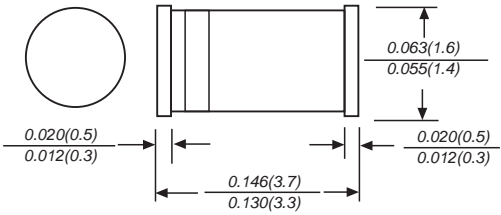


DL5221B THRU DL5263B

| | | | |
|--|--|---------------------|--------------|
| <p style="text-align: center;">LL-34</p>  <p>Top view: $\frac{0.020(0.5)}{0.012(0.3)}$</p> <p>Side view: $\frac{0.146(3.7)}{0.130(3.3)}$</p> <p>Lead view: $\frac{0.063(1.6)}{0.055(1.4)}$ and $\frac{0.020(0.5)}{0.012(0.3)}$</p> | <p style="text-align: center;">FEATURE</p> <ul style="list-style-type: none"> ◆ Low zener impedance ◆ Low regulation factor ◆ Glass passivated junction ◆ High temperature soldering guaranteed: 260°C/10S at terminals | | |
| | <p style="text-align: center;">MECHANICAL DATA</p> <p>Case: MINI MELF molded glass body</p> <p>Terminals: Plated leads, solderable per MIL-STD 750, method 2026</p> <p>Polarity: Color band denotes cathode end</p> <p>Mounting Position: Any</p> <p>Weight: 0.002 ounce, 0.05 grams</p> | | |
| <p>MAXIMUM RATINGS AND ELECTRICAL CHARACTERISTICS</p> | | | |
| <p>Ratings at 25°C ambient temperature unless otherwise specified.</p> | | | |
| <p>Catalog Number</p> | <p>Symbols</p> | <p>Value</p> | <p>Units</p> |
| <p>Zener Current see Table Characteristics</p> | | | |
| <p>Power Dissipation at Tamb=25°C(Note 1)</p> | <p>P_{tot}</p> | <p>500</p> | <p>mW</p> |
| <p>Junction Temperature</p> | <p>T_j</p> | <p>200</p> | <p>°C</p> |
| <p>Storage Temperature Range</p> | <p>T_{STG}</p> | <p>-65 to + 200</p> | <p>°C</p> |
| <p>Thermal resistance junction ambient(Note 1)</p> | <p>R_{θJA}</p> | <p>0.3</p> | <p>K/mW</p> |
| <p>Forward voltage at I_F=200mA</p> | <p>V_F</p> | <p>1.1</p> | <p>V</p> |
| <p>Note 1: Valid provided that leads at a distance of 10mm from case are kept at ambient temperature</p> | | | |

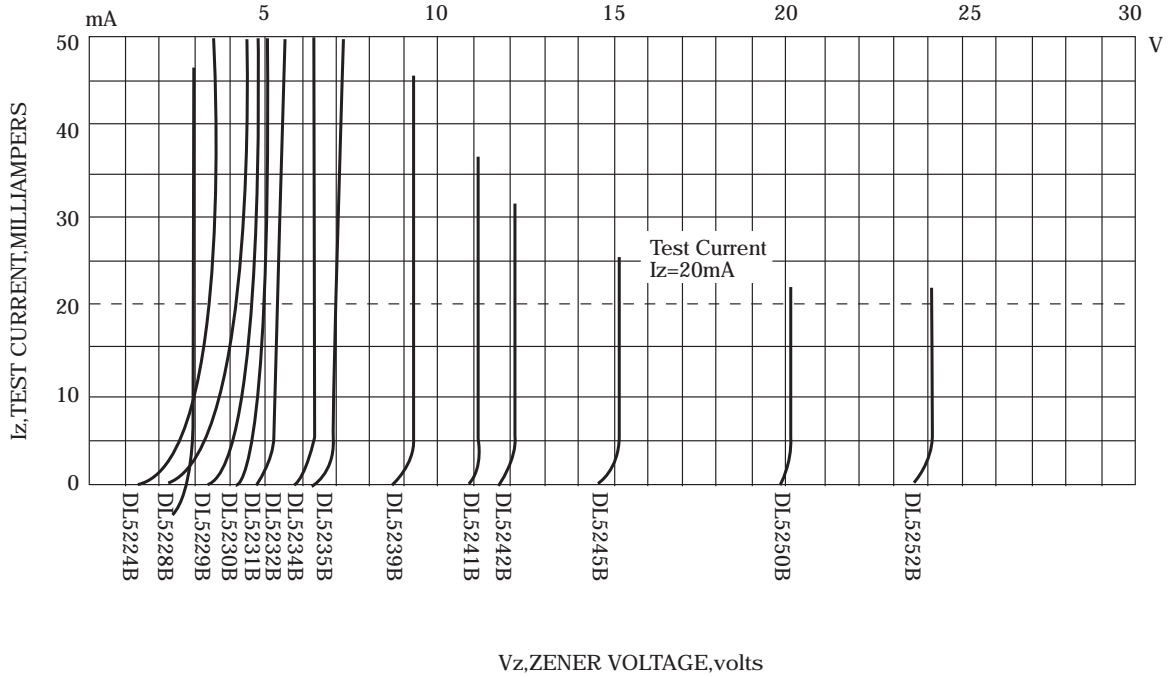
ELECTRICAL CHARACTERISTICS (at TA=25°C unless otherwise noted)

| Device Type | Nominal Zener Voltage Vz@IzT (Volts) | Test Current IzT (mA) | Maximum Zener Impedance | | Maximum Reverse Leakage Current | | Typical Temperature Coefficient (%/°C) | Maximum Regulator Current IzM |
|-------------|--|-----------------------------|-------------------------|----------------|---------------------------------|-------|---|----------------------------------|
| | | | ZzT@IzT | ZzK@IzK=0.25mA | IR | @VR | | |
| | | | Ohms | Ohms | µA | Volts | | |
| DL5221B | 2.4 | 20 | 30 | 1200 | 100 | 1.0 | -0.085 | 191 |
| DL5222B | 2.5 | 20 | 30 | 1250 | 100 | 1.0 | -0.085 | 182 |
| DL5223B | 2.7 | 20 | 30 | 1300 | 75 | 1.0 | -0.080 | 168 |
| DL5224B | 2.8 | 20 | 30 | 1400 | 75 | 1.0 | -0.080 | 162 |
| DL5225B | 3.0 | 20 | 29 | 1600 | 50 | 1.0 | -0.075 | 151 |
| DL5226B | 3.3 | 20 | 28 | 1600 | 25 | 1.0 | -0.070 | 138 |
| DL5227B | 3.6 | 20 | 24 | 1700 | 15 | 1.0 | -0.065 | 126 |
| DL5228B | 3.9 | 20 | 23 | 1900 | 10 | 1.0 | -0.060 | 115 |
| DL5229B | 4.3 | 20 | 22 | 2000 | 5.0 | 1.0 | ±0.055 | 106 |
| DL5230B | 4.7 | 20 | 19 | 1900 | 5.0 | 2.0 | ±0.030 | 97 |
| DL5231B | 5.1 | 20 | 17 | 1600 | 5.0 | 2.0 | ±0.030 | 89 |
| DL5232B | 5.6 | 20 | 11 | 1600 | 5.0 | 3.0 | +0.038 | 81 |
| DL5233B | 6.0 | 20 | 7 | 1600 | 5.0 | 3.5 | +0.038 | 76 |
| DL5234B | 6.2 | 20 | 7 | 1000 | 5.0 | 4.0 | +0.045 | 73 |
| DL5235B | 6.8 | 20 | 5 | 750 | 3.0 | 5.0 | +0.050 | 67 |
| DL5236B | 7.5 | 20 | 6 | 500 | 3.0 | 6.0 | +0.058 | 61 |
| DL5237B | 8.2 | 20 | 8 | 500 | 3.0 | 6.5 | +0.062 | 55 |
| DL5238B | 8.7 | 20 | 8 | 600 | 3.0 | 6.5 | +0.065 | 52 |
| DL5239B | 9.1 | 20 | 10 | 600 | 3.0 | 7.0 | +0.068 | 50 |
| DL5240B | 10 | 20 | 17 | 600 | 3.0 | 8.0 | +0.075 | 45 |
| DL5241B | 11 | 20 | 22 | 600 | 2.0 | 8.4 | +0.076 | 41 |
| DL5242B | 12 | 20 | 30 | 600 | 1.0 | 9.1 | +0.077 | 38 |
| DL5243B | 13 | 9.5 | 13 | 600 | 0.5 | 9.9 | +0.079 | 35 |
| DL5244B | 14 | 9.0 | 15 | 600 | 0.1 | 10 | +0.082 | 32 |
| DL5245B | 15 | 8.5 | 16 | 600 | 0.1 | 11 | +0.082 | 30 |
| DL5246B | 16 | 7.8 | 17 | 600 | 0.1 | 12 | +0.083 | 28 |
| DL5247B | 17 | 7.4 | 19 | 600 | 0.1 | 13 | +0.084 | 27 |
| DL5248B | 18 | 7.0 | 21 | 600 | 0.1 | 14 | +0.085 | 25 |
| DL5249B | 19 | 6.6 | 23 | 600 | 0.1 | 14 | +0.085 | 24 |
| DL5250B | 20 | 6.2 | 25 | 600 | 0.1 | 15 | +0.086 | 23 |
| DL5251B | 22 | 5.6 | 29 | 600 | 0.1 | 17 | +0.087 | 21.2 |
| DL5252B | 24 | 5.2 | 33 | 600 | 0.1 | 18 | +0.088 | 19.1 |
| DL5253B | 25 | 5.0 | 35 | 600 | 0.1 | 19 | +0.089 | 18.2 |
| DL5254B | 27 | 4.6 | 41 | 600 | 0.1 | 21 | +0.090 | 16.8 |
| DL5255B | 28 | 4.5 | 44 | 600 | 0.1 | 21 | +0.091 | 16.2 |
| DL5256B | 30 | 4.2 | 49 | 600 | 0.1 | 23 | +0.091 | 15.1 |
| DL5257B | 33 | 3.8 | 58 | 700 | 0.1 | 25 | +0.092 | 13.8 |
| DL5258B | 36 | 3.4 | 70 | 700 | 0.1 | 27 | +0.093 | 12.6 |
| DL5259B | 39 | 3.2 | 80 | 800 | 0.1 | 30 | +0.094 | 11.5 |
| DL5260B | 43 | 3.0 | 93 | 900 | 0.1 | 33 | +0.095 | 10.6 |
| DL5261B | 47 | 2.7 | 150 | 1000 | 0.1 | 36 | +0.095 | 9.7 |
| DL5262B | 51 | 2.5 | 125 | 1100 | 0.1 | 39 | +0.096 | 8.9 |
| DL5263B | 56 | 2.2 | 150 | 1300 | 0.1 | 43 | +0.096 | 8.1 |

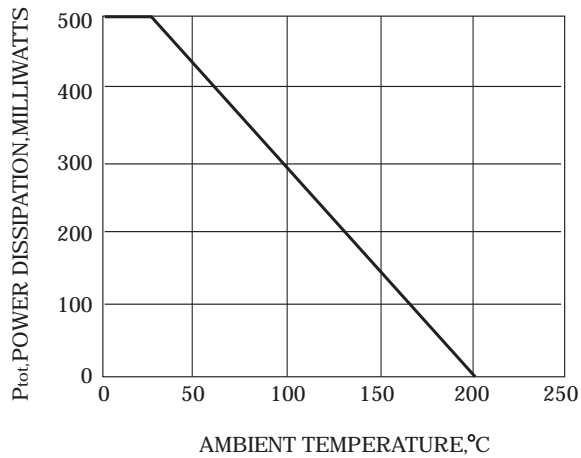
Note 1: Suffix "B" indicate ±5% tolerance

RATINGS AND CHARACTERISTIC CURVES DL/ZMM52 SERIES

Breakdown characteristics



Admissible power dissipation versus ambient temperature
Valid provided that leads are kept at ambient temperature at a distance of 10mm from case



The cruve graph is for reference only, can't be the basis for judgment(曲线图仅供参考)!

X-ON Electronics

Largest Supplier of Electrical and Electronic Components

Click to view similar products for [Zener Diodes](#) category:

Click to view products by [Yongyutai Electronics](#) manufacturer:

Other Similar products are found below :

[RKZ13B2KG#P1](#) [DL5234B](#) [EDZTE6113B](#) [1N4682](#) [1N4693](#) [1N4732A](#) [1N4736A](#) [1N4750A](#) [1N4759ARL](#) [1N5241B](#) [1N5365B](#) [1N5369B](#)
[1N747A](#) [1N964B](#) [1N966B](#) [1N968B](#) [1N972B](#) [JANS1N4974US](#) [JANTX1N5907](#) [1N4692](#) [1N4700](#) [1N4702](#) [1N4704](#) [1N4711](#) [1N4714](#)
[1N4745ARL](#) [1N4752ARL](#) [1N4760ARL](#) [1N5221B](#) [1N5242BTR](#) [1N5350B](#) [1N5352B](#) [1N961BRR1](#) [1N964BRL](#) [RKZ5.1BKU#P6](#)
[3SMAJ5946B-TP](#) [3SMAJ5950B-TP](#) [3SMBJ5925B-TP](#) [MMSZ5230BQ-13-F](#) [MMSZ5232BQ-13-F](#) [BZX84C7V5](#) [3SMAJ5945B-TP](#)
[3SMAJ5947B-TP](#) [3SMBJ5941B-TP](#) [DL4732A-T3](#) [DZ2S240M0L](#) [SMAZ27-TP](#) [ZMM5224B-7](#) [RD16UM-T1-A](#) [RD39S-T1-A](#)